

9	Pawlik, Celina	325	O	Maj	102	0	20.66	4.9371	95.9060	83.40 %
10	Barkanyi, Laszlo	335	O	Maj	104	0	21.46	4.8462	94.1412	81.86 %
11	Rossetto, Denny	352	O	Min	105	0	21.99	4.7749	92.7556	80.66 %
12	Zeindl, Stefan	3	O	Maj	111	0	23.32	4.7599	92.4636	80.40 %
13	Roland, Pap	337	O	Maj	100	0	21.07	4.7461	92.1959	80.17 %
14	Sera, Martina	342	O	Maj	100	0	21.15	4.7281	91.8472	79.87 %
15	Sery, Jiri	343	O	Maj	109	0	23.41	4.6561	90.4485	78.65 %
16	Kutschi, Lukas	298	O	Maj	107	0	23.38	4.5766	88.9028	77.31 %
17	Weber, Gunter	273	O	Maj	110	0	24.34	4.5193	87.7906	76.34 %
18	Maierhofer, Christian	320	O	Maj	105	0	23.49	4.4700	86.8325	75.51 %
19	Steurer, Margit	272	O	Maj	106	0	23.97	4.4222	85.9041	74.70 %
20	Aigner, Michael	302	O	Maj	108	0	25.37	4.2570	82.6950	71.91 %
21	Lazorik, Maros	127	O	Maj	108	0	26.33	4.1018	79.6799	69.29 %
22	Aigner, Edeltraut	303	O	Maj	113	0	28.16	4.0128	77.9510	67.78 %
23	Till, Raphael	319	O	Maj	105	0	26.27	3.9970	77.6435	67.52 %
24	Kwiatkowski, Roland	275	O	Maj	110	0	27.94	3.9370	76.4790	66.50 %
25	Henes, Zdenek	189	O	Maj	100	30	18.22	3.8419	74.6321	64.90 %
26	Eisl, Alexander	314	O	Maj	103	10	24.40	3.8115	74.0405	64.38 %
27	Kocian, Norbert	180	O	Maj	106	0	28.96	3.6602	71.1023	61.83 %
28	Willhalm, Klaus	318	O	Maj	106	10	27.54	3.4858	67.7148	58.88 %
29	Dvorak, Andrea	315	O	Maj	98	0	28.99	3.3805	65.6680	57.10 %
30	Kneringer, Sandra	7	O	Maj	106	0	31.39	3.3769	65.5980	57.04 %
31	Gerencser, Miklos	55	O	Maj	110	0	32.65	3.3691	65.4464	56.91 %
32	Gibart, Banyai	338	O	Maj	96	10	29.44	2.9212	56.7462	49.34 %
33	Geerts, Hans	33	O	Maj	104	0	45.14	2.3039	44.7557	38.92 %
34	Nahule, Ahmad	358	O	Min	89	30	28.74	2.0529	39.8787	34.68 %
35	Adler, Franz	276	O	Maj	93	30	31.10	2.0257	39.3510	34.22 %
36	Zacek, Milan	81	O	Maj	98	30	34.85	1.9512	37.9038	32.96 %
37	(DQ) Halpern, Shalom		O	Maj						
38	(DQ) Eitan, Gill		O	Maj						

Stage Results - PCC

Place	Name	No.	Class	Div	PF	Points	Pen	Time	Hit Factor	Stage Pts	Stage %
1	Szyszka, Amadeusz	261		PCC	Min	113	0	16.94	6.6706	115.0000	100.00 %
2	Synek, Milos	69		PCC	Min	105	0	18.09	5.8043	100.0653	87.01 %
3	Thaler, Martin	199		PCC	Min	105	0	18.49	5.6787	97.9006	85.13 %
4	Nagy, Ernest	330		PCC	Min	105	0	18.92	5.5497	95.6756	83.20 %
5	Palka, Jan	225		PCC	Min	109	0	19.99	5.4527	94.0040	81.74 %
6	Fedor, Marian	156		PCC	Min	95	0	17.66	5.3794	92.7397	80.64 %
7	Coroban, Iurie	125		PCC	Min	111	0	20.65	5.3753	92.6693	80.58 %
8	Jozsef, Hodi	139		PCC	Min	101	0	19.05	5.3018	91.4027	79.48 %
9	Pevek, Markus	217		PCC	Min	105	0	20.04	5.2395	90.3284	78.55 %
10	Krychl, Michael	216		PCC	Min	105	0	20.07	5.2317	90.1934	78.43 %
11	Ambrus, Oliver	167		PCC	Min	107	0	20.64	5.1841	89.3731	77.72 %
12	Popiolek, Grzegorz	146		PCC	Min	107	0	20.71	5.1666	89.0710	77.45 %
13	Hajnsek, Kristjan	349		PCC	Min	107	0	20.81	5.1418	88.6430	77.08 %
14	Szarvas, Peter	169		PCC	Min	109	0	21.34	5.1078	88.0572	76.57 %
15	Karlin, Marcus	214		PCC	Min	109	0	21.73	5.0161	86.4768	75.20 %
16	Kominek, Jiri	212		PCC	Min	109	0	21.81	4.9977	86.1596	74.92 %
17	Tomascin, Andrej	247		PCC	Min	97	0	19.71	4.9214	84.8434	73.78 %
18	Ladisich, Robert	263		PCC	Min	107	0	22.20	4.8198	83.0928	72.25 %
19	Moraru, Andrei	147		PCC	Min	99	0	20.86	4.7459	81.8189	71.15 %
20	Boca, Rastislav	155		PCC	Min	111	0	23.40	4.7436	81.7786	71.11 %
21	Kastl, Christoph	265		PCC	Min	103	0	22.06	4.6691	80.4942	69.99 %
22	Kiss, Gabor	168		PCC	Min	97	0	21.04	4.6103	79.4802	69.11 %
23	Szundi, Andrej	164		PCC	Min	105	0	23.06	4.5533	78.4988	68.26 %
24	Rehak, Michael	219		PCC	Min	107	0	23.51	4.5513	78.4628	68.23 %
25	Veres, Robert	260		PCC	Min	103	0	22.90	4.4978	77.5416	67.43 %
26	Semic, Matija	222		PCC	Min	98	10	19.77	4.4512	76.7377	66.73 %
27	Bajc, Ernest	223		PCC	Min	111	0	25.01	4.4382	76.5142	66.53 %
28	Thalmann, Daniel	288		PCC	Min	105	0	23.69	4.4322	76.4112	66.44 %
29	Moretti, Nico	234		PCC	Min	101	0	23.17	4.3591	75.1499	65.35 %

30	Palmai, Adam	172	PCC	Min	109	0	25.28	4.3117	74.3331	64.64 %
31	Ebner, Christoph	286	PCC	Min	99	0	23.16	4.2746	73.6935	64.08 %
32	Scepko, Samuel	163	PCC	Min	99	10	20.88	4.2625	73.4839	63.90 %
33	Norbert, Kara	175	PCC	Min	105	0	24.73	4.2459	73.1978	63.65 %
34	Gromovas, Andrejus	143	PCC	Min	95	0	23.00	4.1304	71.2080	61.92 %
35	Novak, Lubor	190	PCC	Min	103	0	25.44	4.0487	69.7996	60.70 %
36	Sotet, Gabor	38	PCC	Min	105	0	26.16	4.0138	69.1965	60.17 %
37	Kisters, Rob	36	PCC	Min	111	0	27.68	4.0101	69.1337	60.12 %
38	Meles, Radovan	249	PCC	Min	106	10	23.98	4.0033	69.0168	60.01 %
39	Ferenc, Karadi	174	PCC	Min	105	0	26.24	4.0015	68.9856	59.99 %
40	Flajszer, Kamil	74	PCC	Min	94	10	21.50	3.9070	67.3556	58.57 %
41	Sirk, Julius	296	PCC	Min	94	10	21.59	3.8907	67.0748	58.33 %
42	Kubac, Vitezslav	68	PCC	Min	93	0	24.58	3.7836	65.2280	56.72 %
43	Lenzelbauer, Peter	121	PCC	Min	105	0	28.59	3.6726	63.3152	55.06 %
44	Prandstotter, Martin	299	PCC	Min	97	10	23.94	3.6341	62.6510	54.48 %
45	Weissl, Martin	204	PCC	Min	109	0	30.15	3.6153	62.3264	54.20 %
46	Berger, Franz	206	PCC	Min	99	0	27.57	3.5909	61.9058	53.83 %
47	Jud, Manfred	297	PCC	Min	101	0	28.52	3.5414	61.0527	53.09 %
48	Bulko, Peter	153	PCC	Min	107	10	27.60	3.5145	60.5892	52.69 %
49	Jozsef, Santa	380	PCC	Min	105	0	30.08	3.4907	60.1789	52.33 %
50	Muehlegger, Sarah	306	PCC	Min	111	0	32.28	3.4387	59.2819	51.55 %
51	Hars, Roland	382	PCC	Min	105	0	32.62	3.2189	55.4930	48.25 %
52	Busolin, Pavel	77	PCC	Min	97	0	30.67	3.1627	54.5244	47.41 %
53	Halasi, Gergely	379	PCC	Min	94	20	23.52	3.1463	54.2409	47.17 %
54	Kerber, Gerald	268	PCC	Min	107	0	36.74	2.9124	50.2085	43.66 %
55	Kubus, Mats	242	PCC	Min	91	0	32.77	2.7769	47.8738	41.63 %
56	Ladisich, Sonja	264	PCC	Min	103	0	37.60	2.7394	47.2261	41.07 %
57	Spratek, Dusan	246	PCC	Min	102	10	33.69	2.7308	47.0782	40.94 %
58	Radolec, Milan	59	PCC	Min	108	10	40.19	2.4384	42.0379	36.55 %
59	Erdelyi, Lilla	176	PCC	Min	98	10	36.40	2.4176	41.6787	36.24 %
60	Riedhart, Hermann	284	PCC	Min	109	0	48.42	2.2511	38.8092	33.75 %
61	Waldschutz, Wolfgang	218	PCC	Min	0	0	0.00	0.0000	0.0000	0.00 %
62	Jakube, Patrik	158	PCC	Min	63	160	23.24	0.0000	0.0000	0.00 %

Stage Results - Production

Place	Name	No.	Class	Div	PF	Points	Pen	Time	Hit Factor	Stage Pts	Stage %
1	Stepan, Michal	221		P	Min	109	0	18.31	5.9530	115.0000	100.00 %
2	Popovic, Aleksa	17		P	Min	109	0	18.63	5.8508	113.0247	98.28 %
3	Szundi, Mate	162		P	Min	109	0	20.33	5.3615	103.5735	90.06 %
4	Majstorovic, Davor	13		P	Min	107	0	21.15	5.0591	97.7312	84.98 %
5	Ulreich, Rainer	117		P	Min	109	0	21.65	5.0346	97.2587	84.57 %
6	Bindik, Franta	363		P	Min	105	0	21.02	4.9952	96.4975	83.91 %
7	Tichy, Lukas	97		P	Min	107	0	21.52	4.9721	96.0508	83.52 %
8	Sneberger, Jakob	123		P	Min	107	0	21.59	4.9560	95.7394	83.25 %
9	Vysny, Marian	244		P	Min	103	0	20.81	4.9495	95.6147	83.14 %
10	Tomolya, Stepan	350		P	Min	105	0	21.39	4.9088	94.8284	82.46 %
11	Sliva, Tomas	49		P	Min	109	0	22.56	4.8316	93.3355	81.16 %
12	Chmura, Tomas	245		P	Min	101	0	20.98	4.8141	92.9984	80.87 %
13	Cimos, Donatas	106		P	Min	99	0	20.58	4.8105	92.9286	80.81 %
14	Momcilovic, Ljubisa	15		P	Min	109	10	20.60	4.8058	92.8384	80.73 %
15	Gasteiger, Klaus	205		P	Min	107	0	22.45	4.7661	92.0719	80.06 %
16	Gahir ml., Marek		U	P	Min	107	0	22.46	4.7640	92.0309	80.03 %
17	Nemcova, Petra	122		P	Min	109	0	22.95	4.7495	91.7495	79.78 %
18	Liehne, Jan	371		P	Min	101	0	21.50	4.6977	90.7492	78.91 %
19	drimaj, Peter	124		P	Min	111	0	23.72	4.6796	90.3999	78.61 %
20	Simon, Heiligenbrunner	209		P	Min	99	0	21.57	4.5897	88.6635	77.10 %
21	Sedy, Roman		U	P	Min	111	0	24.89	4.4596	86.1505	74.91 %
22	Dzuho, Elvir	42		P	Min	105	0	23.61	4.4473	85.9118	74.71 %
23	Talpas, Jozef	84		P	Min	105	0	24.06	4.3641	84.3050	73.31 %
24	Michalec, Lubomir	119		P	Min	99	0	22.72	4.3574	84.1757	73.20 %
25	Racek, Jarda	99		P	Min	103	0	24.03	4.2863	82.8024	72.00 %
26	Kendlbacher, Florian	304		P	Min	105	0	24.59	4.2700	82.4879	71.73 %

27	Tobias, Matyas	19		P	Min	101	0	24.51	4.1208	79.6045	69.22 %
28	Trencan, Peter	256		P	Min	107	0	26.12	4.0965	79.1353	68.81 %
29	Polievka, Lubomir	85		P	Min	109	0	26.66	4.0885	78.9816	68.68 %
30	Obermajer, Attila	378		P	Min	101	0	24.79	4.0742	78.7054	68.44 %
31	Musial, Pawel	24		P	Min	99	0	24.32	4.0707	78.6378	68.38 %
32	Dolezal, Philipp	262		P	Min	99	0	24.41	4.0557	78.3479	68.13 %
33	Lengauer, Timo	232		P	Min	97	0	23.92	4.0552	78.3376	68.12 %
34	Cemsak, Martin	250		P	Min	103	0	25.42	4.0519	78.2747	68.06 %
35	Gheorghii, Caldarari	150		P	Min	101	0	24.95	4.0481	78.2007	68.00 %
36	Sciranka, Martin	10		P	Min	109	0	27.28	3.9956	77.1866	67.12 %
37	Kreutz, Erich	182		P	Min	95	0	23.93	3.9699	76.6903	66.69 %
38	Najmonova, Hana	367		P	Min	109	0	27.65	3.9421	76.1537	66.22 %
39	Bednarik, Marian	179		P	Min	99	0	25.43	3.8930	75.2053	65.40 %
40	Iacomini, Stefano	334		P	Min	95	0	24.77	3.8353	74.0896	64.43 %
41	Balazs, Zoltan		U	P	Min	97	0	25.53	3.7995	73.3974	63.82 %
42	Cipkus, Zilvinas	109		P	Min	89	0	23.44	3.7969	73.3486	63.78 %
43	Ruzicka, Milan	88		P	Min	101	0	26.94	3.7491	72.4242	62.98 %
44	Brezina, Marek	240		P	Min	99	0	27.60	3.5870	69.2924	60.25 %
45	Velic, Miroslav	154		P	Min	103	0	29.01	3.5505	68.5882	59.64 %
46	Kastner, Kerstin	192		P	Min	101	0	28.69	3.5204	68.0065	59.14 %
47	Cumova, Miroslava	224		P	Min	107	0	30.64	3.4922	67.4613	58.66 %
48	Istvan, Bujdoso	27		P	Min	107	0	30.67	3.4888	67.3953	58.60 %
49	Tomcala, Peter	31		P	Min	99	0	28.40	3.4859	67.3405	58.56 %
50	Saric, Goran	14		P	Min	107	0	31.25	3.4240	66.1445	57.52 %
51	Vielhaber, Gunther	270		P	Min	103	0	30.22	3.4083	65.8419	57.25 %
52	Pancik, Vladimir	96		P	Min	103	0	30.39	3.3893	65.4736	56.93 %
53	Simek, Lukas		Trieda	P	Min	93	0	27.52	3.3794	65.2821	56.77 %
54	Krejcirova, Lenka	229		P	Min	101	0	30.06	3.3599	64.9071	56.44 %
55	Bindhammer, Christoph	280		P	Min	106	10	28.59	3.3578	64.8659	56.41 %
56	Bakalar, Martin	28		P	Min	99	0	29.82	3.3199	64.1338	55.77 %
57	Popluhar, Patrik	181		P	Min	97	0	29.26	3.3151	64.0409	55.69 %
58	Mindek, Martin	32		P	Min	95	0	29.16	3.2579	62.9355	54.73 %
59	Dipa, Dzenan	41		P	Min	101	0	31.14	3.2434	62.6560	54.48 %
60	Rajman, Jiri	369		P	Min	101	0	32.43	3.1144	60.1636	52.32 %
61	Polak, Peter	253		P	Min	91	0	29.44	3.0910	59.7122	51.92 %
62	Moser, Werner	279		P	Min	97	0	31.91	3.0398	58.7225	51.06 %
63	Weissnegger, Barbara	116		P	Min	100	10	30.01	2.9990	57.9344	50.38 %
64	Gadek, Wojciech	56		P	Min	96	10	29.54	2.9113	56.2403	48.90 %
65	Vancura, Jan	201		P	Min	91	20	24.79	2.8641	55.3276	48.11 %
66	Leonardelli, Laura	248		P	Min	99	0	36.20	2.7348	52.8307	45.94 %
67	Man, Jakub	351		P	Min	96	20	28.57	2.6601	51.3882	44.69 %
68	Lennert, Adam	281		P	Min	107	0	40.65	2.6322	50.8491	44.22 %
69	Czuczor, Zsolt	73		P	Min	99	0	37.70	2.6260	50.7287	44.11 %
70	Momcilovic, Snezana	16		P	Min	93	20	28.17	2.5914	50.0606	43.53 %
71	Pils, Lukas	312		P	Min	97	0	37.86	2.5621	49.4938	43.04 %
72	Kugler, Karol	89		P	Min	93	0	41.11	2.2622	43.7014	38.00 %
73	Kupcak, Vladimir	62		P	Min	105	0	47.10	2.2293	43.0654	37.45 %
74	Reiter, Celine	233		P	Min	93	0	43.30	2.1478	41.4911	36.08 %
75	Zax, Vladlen	361		P	Min	92	10	39.57	2.0723	40.0320	34.81 %
76	Varos, Peter	243		P	Min	97	20	39.75	1.9371	37.4208	32.54 %
77	Siklosi, Aliz	78		P	Min	81	0	42.79	1.8930	36.5681	31.80 %
78	(DQ) Tkacenko, Vladimir			P	Min						

Stage Results - Production Optics

Place	Name	No.	Class	Div	PF	Points	Pen	Time	Hit Factor	Stage Pts	Stage %
1	Zapletal, Miroslav	327		PO	Min	111	0	18.25	6.0822	115.0000	100.00 %
2	Keppel, Dylan	331		PO	Min	109	0	18.31	5.9530	112.5579	97.88 %
3	Hrnciarik, Andrej	126		PO	Min	101	0	18.15	5.5647	105.2162	91.49 %
4	Slavik, Daniel	101		PO	Min	103	0	18.61	5.5347	104.6474	91.00 %
5	Zencar jr., Pavol	144		PO	Min	99	0	18.66	5.3055	100.3139	87.23 %
6	Pavlik, Jan	145		PO	Min	111	0	21.26	5.2211	98.7183	85.84 %
7	Maska, Richard	226		PO	Min	111	0	21.51	5.1604	97.5709	84.84 %

8	Kubica, Dusan	70		PO	Min	109	0	21.50	5.0698	95.8574	83.35 %
9	Kan, Peter	75		PO	Min	107	0	21.14	5.0615	95.7010	83.22 %
10	Adamec, Lubos	34		PO	Min	107	0	21.43	4.9930	94.4059	82.09 %
11	Skvarenina, Andrej	227		PO	Min	111	0	22.53	4.9268	93.1536	81.00 %
12	Pijacek, Petr	300		PO	Min	99	0	20.52	4.8246	91.2212	79.32 %
13	Cooper, Justin	322		PO	Min	107	0	22.64	4.7261	89.3604	77.70 %
14	Kobos, Krzysztof	348		PO	Min	103	0	22.09	4.6627	88.1616	76.66 %
15	Volk, Alexander	326		PO	Min	100	10	19.32	4.6584	88.0792	76.59 %
16	Majling, Andrej	53		PO	Min	99	0	21.38	4.6305	87.5518	76.13 %
17	Ritter, Jakob	269		PO	Min	107	0	23.12	4.6280	87.5052	76.09 %
18	Sartor, Marco	113		PO	Min	107	0	23.27	4.5982	86.9411	75.60 %
19	Barancik, Ivan	254		PO	Min	109	0	23.72	4.5953	86.8859	75.55 %
20	Gardian, Michal	347		PO	Min	101	0	22.16	4.5578	86.1766	74.94 %
21	Penov, Andon	157		PO	Min	107	0	23.94	4.4695	84.5079	73.49 %
22	Michalak, Norbert	329		PO	Min	105	0	23.68	4.4341	83.8389	72.90 %
23	Venturato, Giulia	114		PO	Min	105	0	23.82	4.4081	83.3461	72.47 %
24	Hatar, Jakub	87		PO	Min	93	0	21.35	4.3560	82.3612	71.62 %
25	Rief, Martin	196		PO	Min	103	0	23.73	4.3405	82.0686	71.36 %
26	Stettin, Andreas	4		PO	Min	105	0	25.03	4.1950	79.3170	68.97 %
27	Horvath, Beata Zsanett	332		PO	Min	103	0	24.76	4.1599	78.6546	68.40 %
28	Kubicova Bopkova, Eniko	71		PO	Min	103	0	24.81	4.1516	78.4961	68.26 %
29	Hofer, Christian	293		PO	Min	107	0	26.32	4.0653	76.8662	66.84 %
30	Galazka, Marcin	328		PO	Min	98	10	21.93	4.0128	75.8720	65.98 %
31	Cruz, Oliver	118		PO	Min	103	0	26.05	3.9539	74.7596	65.01 %
32	Dacic, Dimitrije	18		PO	Min	103	0	26.36	3.9074	73.8805	64.24 %
33	Kovacs, Attila	375		PO	Min	97	0	25.63	3.7846	71.5584	62.22 %
34	Nemcok, Libor	235		PO	Min	95	0	25.30	3.7549	70.9971	61.74 %
35	Holubowski, Tomasz	323		PO	Min	92	10	22.16	3.7004	69.9652	60.84 %
36	Redecki, Tomasz		Trieda	PO	Min	98	10	23.80	3.6975	69.9107	60.79 %
37	Hollosi, Nikolette	12		PO	Min	105	0	28.85	3.6395	68.8147	59.84 %
38	Zakupszky, Norbert	50		PO	Min	103	0	28.59	3.6027	68.1178	59.23 %
39	Gebhardt, Jurgen	194		PO	Min	87	0	24.19	3.5965	68.0019	59.13 %
40	Binkevicius, Ramunas	108		PO	Min	101	20	23.20	3.4914	66.0138	57.40 %
41	Hukel, Miroslav	93		PO	Min	107	0	31.63	3.3829	63.9620	55.62 %
42	Pitonak, Martin	236		PO	Min	92	10	24.31	3.3731	63.7774	55.46 %
43	Mayrhofer, Christoph	313		PO	Min	94	10	24.92	3.3708	63.7337	55.42 %
44	Satalan, Ovidiu Alex	187		PO	Min	105	0	31.60	3.3228	62.8261	54.63 %
45	Chalupa, Cyril	35		PO	Min	107	0	32.43	3.2994	62.3842	54.25 %
46	Stefaniak, Sebastian	67		PO	Min	111	0	33.79	3.2850	62.1116	54.01 %
47	Streber, Jurgen	311		PO	Min	107	0	32.63	3.2792	62.0018	53.91 %
48	Eder, Robert	308		PO	Min	99	0	31.07	3.1864	60.2465	52.39 %
49	Zalejsky, Rostislav	301		PO	Min	95	0	30.21	3.1447	59.4580	51.70 %
50	Fichtinger, Markus	25		PO	Min	97	0	31.30	3.0990	58.5956	50.95 %
51	Vanco, Jan	91		PO	Min	82	10	23.48	3.0664	57.9792	50.42 %
52	Talakic, Alan	54		PO	Min	113	0	38.12	2.9643	56.0484	48.74 %
53	Wuhrleitner, Roland	317		PO	Min	103	0	35.57	2.8957	54.7509	47.61 %
54	Mock, Dieter	287		PO	Min	85	0	33.21	2.5595	48.3936	42.08 %
55	Muhlegger, Bernhard	307		PO	Min	102	20	33.23	2.4676	46.6575	40.57 %
56	Zakupszky, Gabor	51		PO	Min	109	0	47.73	2.2837	43.1790	37.55 %
57	Klepac, Ilja	211		PO	Min	93	30	30.93	2.0369	38.5122	33.49 %
58	Fujasova, Zuzana		U	PO	Min	94	10	42.22	1.9896	37.6183	32.71 %
59	(DQ) Siska, Milos			PO	Min						
60	(DQ) Fellner, Manfred		Trieda	PO	Min						

Stage Results - Revolver

Place	Name	No.	Class	Div	PF	Points	Pen	Time	Hit Factor	Stage Pts	Stage %
1	Kroiss, Robert	207		R	Min	100	10	27.53	3.2692	115.0000	100.00 %
2	Kirchweger, Hermann	316		R	Min	97	0	34.80	2.7874	98.0515	85.26 %
3	Mark, Szegedi	138		R	Min	103	0	45.67	2.2553	79.3355	68.99 %
4	Kormanyos, Maria	37		R	Min	95	0	46.96	2.0230	71.1635	61.88 %

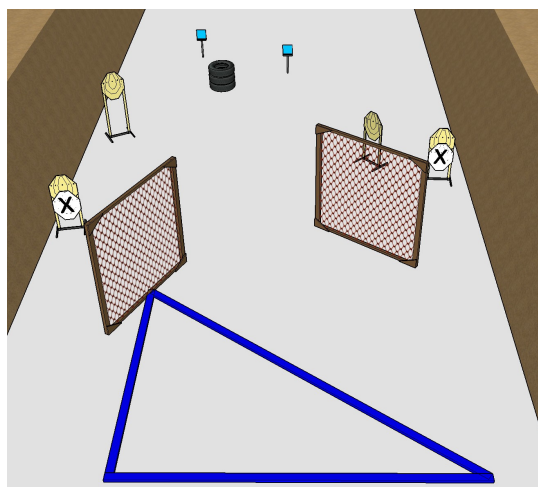
Stage Results - Standard

Place	Name	No.	Class	Div	PF	Points	Pen	Time	Hit Factor	Stage Pts	Stage %
1	Rakusan, Josef	366		S	Maj	112	0	19.94	5.6169	115.0000	100.00 %
2	Znamenacek, Petr	364		S	Maj	108	0	19.81	5.4518	111.6206	97.06 %
3	Ciesielski, Marcin	11		S	Maj	112	0	21.15	5.2955	108.4208	94.28 %
4	Koller, Hans Georg	203		S	Maj	108	0	21.45	5.0350	103.0864	89.64 %
5	Liehne, Zdenek	365		S	Maj	107	10	19.33	5.0181	102.7413	89.34 %
6	Albrecht, Zoltan	377		S	Maj	111	0	22.80	4.8684	99.6766	86.68 %
7	Gazdik, Lukas	129		S	Min	107	0	22.01	4.8614	99.5334	86.55 %
8	Mongel, Egon	120		S	Min	109	0	22.44	4.8574	99.4509	86.48 %
9	Galstyan, Haykaz	191		S	Min	109	0	23.49	4.6403	95.0054	82.61 %
10	Stranz, Jurgen	152		S	Min	99	0	21.52	4.6004	94.1885	81.90 %
11	Benesch, Thomas	295		S	Maj	115	0	25.27	4.5509	93.1746	81.02 %
12	Koc, Marcin	82		S	Min	99	0	21.77	4.5475	93.1069	80.96 %
13	Soustar, Ivo	100		S	Maj	110	0	24.46	4.4971	92.0749	80.07 %
14	Mueller, Sergej	353		S	Maj	96	0	21.38	4.4902	91.9324	79.94 %
15	Biedermann, Thomas	2		S	Maj	103	0	23.51	4.3811	89.6994	78.00 %
16	Stanko, Lubomir	44		S	Min	101	0	23.14	4.3647	89.3641	77.71 %
17	Kopunec, Peter	80		S	Maj	107	0	24.75	4.3232	88.5143	76.97 %
18	Leszczynska, Julia	83		S	Min	107	0	24.96	4.2869	87.7696	76.32 %
19	Mikula, Jozef	259		S	Maj	107	0	24.99	4.2817	87.6642	76.23 %
20	Velicko, Laurius	104		S	Maj	110	0	25.77	4.2685	87.3943	76.00 %
21	Racek, Jaroslav	98		S	Min	113	0	26.64	4.2417	86.8459	75.52 %
22	Kvasnica, Juraj	30		S	Min	107	0	25.91	4.1297	84.5515	73.52 %
23	Cimos, Lech	107		S	Min	105	0	25.45	4.1257	84.4708	73.45 %
24	Zebegney, Robert	258		S	Min	107	0	26.08	4.1028	84.0004	73.04 %
25	Zsolt, Lazar	376		S	Min	99	0	24.26	4.0808	83.5506	72.65 %
26	Mayr, Matthias	285		S	Min	99	0	24.68	4.0113	82.1287	71.42 %
27	Botkova, Zuzana	333		S	Min	109	0	27.44	3.9723	81.3294	70.72 %
28	Potocky, Peter	95		S	Maj	112	0	28.33	3.9534	80.9425	70.38 %
29	Baar, Alexander	208		S	Min	103	0	26.10	3.9464	80.7982	70.26 %
30	Zdesar, Franci	345		S	Maj	106	0	27.06	3.9172	80.2016	69.74 %
31	Szalai, Laszlo	52		S	Maj	110	0	28.28	3.8897	79.6376	69.25 %
32	Bicsak, Laszlo Andras	79		S	Min	105	0	27.35	3.8391	78.6026	68.35 %
33	Misik, Peter	184		S	Min	103	0	27.08	3.8035	77.8742	67.72 %
34	Pasztor, Viktor	105		S	Min	105	0	27.69	3.7920	77.6375	67.51 %
35	Pajor, Zoltan	134		S	Min	103	0	27.36	3.7646	77.0772	67.02 %
36	Kor-Hanak, Tibor	339		S	Min	105	0	28.24	3.7181	76.1254	66.20 %
37	Gal, Kristof	231		S	Maj	106	0	28.76	3.6857	75.4609	65.62 %
38	Hanulak, Jozef	183		S	Min	101	0	27.70	3.6462	74.6529	64.92 %
39	David, Jaroslav	220		S	Maj	101	0	27.76	3.6383	74.4915	64.78 %
40	Bicskei, Beata	141		S	Min	99	0	27.23	3.6357	74.4376	64.73 %
41	Muller, Alexander	355		S	Maj	106	0	29.77	3.5606	72.9008	63.39 %
42	Schmidt, Ferdinand	292		S	Min	103	0	28.94	3.5591	72.8691	63.36 %
43	Winkler, Kilian	283		S	Min	99	0	28.55	3.4676	70.9960	61.74 %
44	Kurczewski, Slavek	90		S	Min	108	10	28.33	3.4592	70.8247	61.59 %
45	Egger, Thomas	5		S	Min	101	0	29.20	3.4589	70.8180	61.58 %
46	Ribisch, Hans-Peter	266		S	Min	109	0	31.81	3.4266	70.1565	61.01 %
47	Pancik, Lubomir	94		S	Min	111	0	32.41	3.4249	70.1211	60.97 %
48	Kosikova, Simona	92		S	Min	105	0	30.76	3.4135	69.8889	60.77 %
49	Wakolbinger, Martin	321		S	Min	101	0	29.60	3.4122	69.8610	60.75 %
50	Marek, Petr	290		S	Min	111	0	32.61	3.4039	69.6911	60.60 %
51	Smejkal, Martin	291		S	Min	103	0	30.48	3.3793	69.1874	60.16 %
52	Mikes, Filip	29		S	Maj	109	0	32.48	3.3559	68.7093	59.75 %
53	Zaluska, Witold	22		S	Min	109	0	32.95	3.3080	67.7292	58.89 %
54	Sumaj, Martin	255		S	Min	105	0	32.13	3.2680	66.9088	58.18 %
55	Schneider, Katharina	305		S	Maj	97	0	30.37	3.1939	65.3931	56.86 %
56	Noga, Tadeusz	45		S	Min	105	0	32.95	3.1866	65.2437	56.73 %
57	Kovacs, Gyula	137		S	Min	101	0	32.28	3.1289	64.0609	55.71 %
58	Ridoskova, Alexandra	161		S	Min	96	20	24.83	3.0608	62.6674	54.49 %
59	Szczesna, Anna	110		S	Min	105	0	34.33	3.0585	62.6211	54.45 %
60	Brandstetter, Wolfgang	198		S	Min	101	0	33.36	3.0276	61.9870	53.90 %
61	Jarco, Barbara	237		S	Min	107	0	35.41	3.0217	61.8675	53.80 %

62	Molitor, Armin	282	S	Min	101	0	33.43	3.0212	61.8572	53.79 %
63	Sirtl, Andreas	354	S	Min	95	0	31.85	2.9827	61.0688	53.10 %
64	Gombalik, Ladislav	128	S	Min	94	10	28.51	2.9463	60.3236	52.46 %
65	Stanislav, Spevak	360	S	Min	90	10	27.25	2.9358	60.1075	52.27 %
66	Labanc, Daniel	103	S	Min	95	0	32.55	2.9186	59.7555	51.96 %
67	Satalan, Victor Alex	188	S	Min	98	20	26.76	2.9148	59.6779	51.89 %
68	Siska, Michal	178	S	Min	88	10	26.82	2.9083	59.5444	51.78 %
69	Seiberl, Thomas	309	S	Min	101	0	35.20	2.8693	58.7467	51.08 %
70	Horzinger, Gerhard	274	S	Maj	103	0	36.08	2.8548	58.4488	50.83 %
71	Kainz, Dieter	294	S	Min	111	0	39.11	2.8381	58.1086	50.53 %
72	Rojko, Marek	133	S	Min	100	10	32.75	2.7481	56.2647	48.93 %
73	Rzesniowiecki, Roman	86	S	Min	99	0	36.20	2.7348	55.9927	48.69 %
74	Popovic, Bohuslav	132	S	Min	95	0	37.11	2.5600	52.4128	45.58 %
75	Kovac, Ondrej	U	S	Maj	100	30	28.20	2.4823	50.8223	44.19 %
76	Wurm, Adrian	8	S	Min	93	0	38.86	2.3932	48.9988	42.61 %
77	Labanc, Martin	102	S	Min	92	20	31.31	2.2996	47.0819	40.94 %
78	Azbukin, Denis	151	S	Min	96	20	33.45	2.2720	46.5182	40.45 %
79	Richard, Davidhazi	140	S	Min	96	20	33.47	2.2707	46.4904	40.43 %
80	Krupinski, Aleksander	48	S	Min	87	0	42.33	2.0553	42.0800	36.59 %
81	Szabo, Karoly	135	S	Min	101	30	38.94	1.8233	37.3308	32.46 %
82	Paroczai, Rita	336	S	Min	79	20	39.26	1.5028	30.7685	26.76 %
83	Gal, Krisztian	230	S	Maj	0	0	0.00	0.0000	0.0000	0.00 %
84	Keller, Richard	20	S	Min	0	0	0.00	0.0000	0.0000	0.00 %
85	Palau, Marika	21	S	Min	0	0	0.00	0.0000	0.0000	0.00 %
86	(DQ) Hua, Wei	U	S	Maj						

Generated by PractiScore for Android (1.7.29 Xiaomi) at 2023-05-10 23:01 +0200

Mosquito Match 2023 HG & PCC - Stejdž 2 - 2023-05-07



Stage Results - Classic

Place	Name	No.	Class	Div	PF	Points	Pen	Time	Hit Factor	Stage Pts	Stage %
1	Batki, Gyorgy	381		C	Min	50	0	10.64	4.6992	50.0000	100.00 %
2	Kovar, Zbynek	46		C	Min	46	0	10.60	4.3396	46.1736	92.35 %
3	Szczesny, Bartosz	324		C	Min	44	0	11.26	3.9076	41.5773	83.15 %
4	Cernigoj, Robert	344		C	Min	48	0	12.29	3.9056	41.5557	83.11 %
5	Poliacik, Martin	257		C	Min	48	0	13.26	3.6199	38.5158	77.03 %
6	Behal, Jiri	213		C	Min	42	0	12.24	3.4314	36.5098	73.02 %
7	Szaszi, Csaba	374		C	Min	48	0	16.13	2.9758	31.6627	63.33 %
8	Staszczyk, Bartosz	111		C	Min	48	10	12.99	2.9253	31.1255	62.25 %
9	Miglecz, Gyula	171		C	Min	41	10	11.66	2.6587	28.2882	56.58 %
10	Robert, Farkas	136		C	Maj	45	0	18.22	2.4698	26.2788	52.56 %
11	Vnucko, Jan	252		C	Min	40	0	17.13	2.3351	24.8453	49.69 %
12	Kala, Jakub	200		C	Min	40	0	17.67	2.2637	24.0860	48.17 %
13	Fischer, Christoph	202		C	Min	44	10	15.33	2.2179	23.5982	47.20 %
14	Fischer, Manfred	267		C	Min	40	0	19.11	2.0931	22.2711	44.54 %
15	Rauscher, Dietmar	310		C	Maj	45	0	22.08	2.0380	21.6848	43.37 %
16	Wieland, Gunter	23		C	Min	37	20	18.75	0.9067	9.6469	19.29 %
17	Bobaly, Mihaly	373		C	Min	32	20	14.86	0.8075	8.5922	17.18 %
18	Busza, Marcin	112		C	Min	39	20	29.53	0.6434	6.8459	13.69 %

Stage Results - Open

Place	Name	No.	Class	Div	PF	Points	Pen	Time	Hit Factor	Stage Pts	Stage %
1	Novotny, Jaroslav	346		O	Maj	49	0	10.27	4.7712	50.0000	100.00 %
2	Sera, Martina	342		O	Maj	48	0	10.26	4.6784	49.0273	98.05 %
3	Havlicek, Miroslav	368		O	Maj	48	0	10.33	4.6467	48.6951	97.39 %
4	Kutschi, Lukas	298		O	Maj	47	0	10.29	4.5675	47.8660	95.73 %
5	Weber, Gunter	273		O	Maj	49	0	11.96	4.0970	42.9348	85.87 %
6	Zeindl, Stefan	3		O	Maj	48	0	11.90	4.0336	42.2706	84.54 %
7	Tomaini, Fabio	251		O	Maj	46	0	11.68	3.9384	41.2724	82.54 %
8	Rossetto, Denny	352		O	Min	40	0	10.16	3.9370	41.2582	82.52 %
9	Kwiatkowski, Roland	275		O	Maj	49	0	12.58	3.8951	40.8188	81.64 %
10	Elkobi, Eliyahu	357		O	Maj	48	10	9.80	3.8776	40.6352	81.27 %
11	Gibart, Banyai	338		O	Maj	46	0	12.11	3.7985	39.8069	79.61 %
12	Samek, Petr	115		O	Maj	46	0	12.55	3.6653	38.4113	76.82 %
13	Muller, Georg	186		O	Maj	49	0	13.60	3.6029	37.7574	75.51 %
14	Aigner, Edeltraut	303		O	Maj	50	0	14.04	3.5613	37.3205	74.64 %
15	Roland, Pap	337		O	Maj	48	0	13.76	3.4884	36.5567	73.11 %
16	Dvorak, Andrea	315		O	Maj	46	0	13.66	3.3675	35.2900	70.58 %
17	Lazorik, Maros	127		O	Maj	49	0	14.94	3.2798	34.3708	68.74 %
18	Barkanyi, Laszlo	335		O	Maj	46	10	11.07	3.2520	34.0800	68.16 %
19	Maierhofer, Christian	320		O	Maj	48	0	15.28	3.1414	32.9202	65.84 %
20	Steurer, Margit	272		O	Maj	45	0	14.41	3.1228	32.7260	65.45 %

21	Henes, Zdenek	189	O	Maj	42	10	10.42	3.0710	32.1830	64.37 %
22	Till, Raphael	319	O	Maj	46	0	15.04	3.0585	32.0519	64.10 %
23	Sery, Jiri	343	O	Maj	49	0	16.12	3.0397	31.8548	63.71 %
24	Kneringer, Mario	6	O	Maj	48	10	12.72	2.9874	31.3070	62.61 %
25	Pawlik, Celina	325	O	Maj	42	10	11.14	2.8725	30.1030	60.21 %
26	Eisl, Alexander	314	O	Maj	48	10	15.26	2.4902	26.0960	52.19 %
27	Kocian, Norbert	180	O	Maj	45	0	18.42	2.4430	25.6016	51.20 %
28	Zacek, Milan	81	O	Maj	50	0	21.01	2.3798	24.9395	49.88 %
29	Nahule, Ahmad	358	O	Min	44	0	19.48	2.2587	23.6705	47.34 %
30	Aigner, Michael	302	O	Maj	49	0	22.60	2.1681	22.7212	45.44 %
31	Gerencser, Miklos	55	O	Maj	46	0	22.06	2.0852	21.8523	43.70 %
32	Kneringer, Sandra	7	O	Maj	47	10	20.92	1.7686	18.5347	37.07 %
33	Willhalm, Klaus	318	O	Maj	40	0	22.63	1.7676	18.5234	37.05 %
34	Adler, Franz	276	O	Maj	38	10	24.32	1.1513	12.0653	24.13 %
35	Nandor, Reider	340	O	Maj	44	30	12.93	1.0828	11.3468	22.69 %
36	Geerts, Hans	33	O	Maj	43	20	27.20	0.8456	8.8614	17.72 %
37	(DQ) Halpern, Shalom		O	Maj						
38	(DQ) Eitan, Gill		O	Maj						

Stage Results - PCC

Place	Name	No.	Class	Div	PF	Points	Pen	Time	Hit Factor	Stage Pts	Stage %
1	Thaler, Martin	199		PCC	Min	48	0	5.99	8.0134	50.0000	100.00 %
2	Scepko, Samuel	163		PCC	Min	50	0	6.58	7.5988	47.4132	94.83 %
3	Nagy, Ernest	330		PCC	Min	48	0	6.87	6.9869	43.5953	87.19 %
4	Fedor, Marian	156		PCC	Min	46	0	6.64	6.9277	43.2260	86.45 %
5	Synek, Milos	69		PCC	Min	48	0	6.96	6.8966	43.0316	86.06 %
6	Moraru, Andrei	147		PCC	Min	50	0	7.30	6.8493	42.7369	85.47 %
7	Szyszk, Amadeusz	261		PCC	Min	48	0	7.27	6.6025	41.1967	82.39 %
8	Moretti, Nico	234		PCC	Min	50	0	7.89	6.3371	39.5411	79.08 %
9	Semic, Matija	222		PCC	Min	48	0	7.76	6.1856	38.5954	77.19 %
10	Tomascin, Andrej	247		PCC	Min	50	0	8.14	6.1425	38.3267	76.65 %
11	Kiss, Gabor	168		PCC	Min	46	0	7.57	6.0766	37.9156	75.83 %
12	Pevek, Markus	217		PCC	Min	48	0	7.90	6.0759	37.9114	75.82 %
13	Bajc, Ernest	223		PCC	Min	50	0	8.23	6.0753	37.9076	75.82 %
14	Krychl, Michael	216		PCC	Min	46	0	7.59	6.0606	37.8157	75.63 %
15	Szarvas, Peter	169		PCC	Min	46	0	7.61	6.0447	37.7163	75.43 %
16	Gromovas, Andrejus	143		PCC	Min	48	0	8.00	6.0000	37.4375	74.88 %
17	Palka, Jan	225		PCC	Min	50	0	8.40	5.9524	37.1404	74.28 %
18	Kominek, Jiri	212		PCC	Min	50	0	8.41	5.9453	37.0962	74.19 %
19	Ambrus, Oliver	167		PCC	Min	50	0	8.44	5.9242	36.9644	73.93 %
20	Halasi, Gergely	379		PCC	Min	48	0	8.17	5.8752	36.6585	73.32 %
21	Hajnsek, Kristjan	349		PCC	Min	44	0	7.60	5.7895	36.1239	72.25 %
22	Karlin, Marcus	214		PCC	Min	50	0	8.68	5.7604	35.9423	71.88 %
23	Bulko, Peter	153		PCC	Min	50	0	8.71	5.7405	35.8185	71.64 %
24	Jakube, Patrik	158		PCC	Min	46	0	8.04	5.7214	35.6991	71.40 %
25	Ferenc, Karadi	174		PCC	Min	50	0	8.75	5.7143	35.6548	71.31 %
26	Meles, Radovan	249		PCC	Min	44	0	7.84	5.6122	35.0181	70.04 %
27	Ebner, Christoph	286		PCC	Min	48	0	8.57	5.6009	34.9475	69.89 %
28	Veres, Robert	260		PCC	Min	50	0	8.99	5.5617	34.7029	69.41 %
29	Kastl, Christoph	265		PCC	Min	48	0	8.74	5.4920	34.2677	68.54 %
30	Sirk, Julius	296		PCC	Min	46	0	8.74	5.2632	32.8399	65.68 %
31	Popiolek, Grzegorz	146		PCC	Min	46	10	6.91	5.2098	32.5072	65.01 %
32	Flajszer, Kamil	74		PCC	Min	44	0	8.49	5.1826	32.3371	64.67 %
33	Rehak, Michael	219		PCC	Min	48	0	9.40	5.1064	31.8617	63.72 %
34	Berger, Franz	206		PCC	Min	50	0	9.90	5.0505	31.5130	63.03 %
35	Kubac, Vitezslav	68		PCC	Min	46	0	9.27	4.9622	30.9623	61.92 %
36	Lenzelbauer, Peter	121		PCC	Min	44	0	8.88	4.9550	30.9169	61.83 %
37	Ladisich, Robert	263		PCC	Min	50	0	10.17	4.9164	30.6764	61.35 %
38	Palmai, Adam	172		PCC	Min	48	0	9.79	4.9030	30.5924	61.18 %
39	Norbert, Kara	175		PCC	Min	44	0	9.44	4.6610	29.0828	58.17 %
40	Kubus, Mats	242		PCC	Min	44	0	9.54	4.6122	28.7780	57.56 %

41	Boca, Rastislav	155	PCC	Min	46	0	10.12	4.5455	28.3617	56.72 %
42	Szundi, Andrej	164	PCC	Min	40	0	8.93	4.4793	27.9489	55.90 %
43	Sotet, Gabor	38	PCC	Min	42	0	9.42	4.4586	27.8198	55.64 %
44	Novak, Lubor	190	PCC	Min	48	0	10.82	4.4362	27.6802	55.36 %
45	Kisters, Rob	36	PCC	Min	50	0	11.42	4.3783	27.3187	54.64 %
46	Thalmann, Daniel	288	PCC	Min	46	0	10.64	4.3233	26.9756	53.95 %
47	Spratek, Dusan	246	PCC	Min	48	0	11.14	4.3088	26.8851	53.77 %
48	Jozsef, Hodi	139	PCC	Min	40	0	9.68	4.1322	25.7834	51.57 %
49	Prandstotter, Martin	299	PCC	Min	44	0	10.80	4.0741	25.4205	50.84 %
50	Weissl, Martin	204	PCC	Min	42	0	10.33	4.0658	25.3691	50.74 %
51	Busolin, Pavel	77	PCC	Min	44	0	11.13	3.9533	24.6668	49.33 %
52	Jud, Manfred	297	PCC	Min	48	0	12.42	3.8647	24.1143	48.23 %
53	Muehlegger, Sarah	306	PCC	Min	44	0	11.71	3.7575	23.4451	46.89 %
54	Radolec, Milan	59	PCC	Min	48	0	13.03	3.6838	22.9854	45.97 %
55	Erdelyi, Lilla	176	PCC	Min	46	0	12.66	3.6335	22.6715	45.34 %
56	Jozsef, Santa	380	PCC	Min	48	0	13.22	3.6309	22.6551	45.31 %
57	Kerber, Gerald	268	PCC	Min	50	0	13.82	3.6179	22.5745	45.15 %
58	Coroban, Iurie	125	PCC	Min	44	10	10.31	3.2978	20.5767	41.15 %
59	Hars, Roland	382	PCC	Min	50	10	12.44	3.2154	20.0630	40.13 %
60	Ladisich, Sonja	264	PCC	Min	42	0	14.48	2.9006	18.0982	36.20 %
61	Riedhart, Hermann	284	PCC	Min	46	0	15.99	2.8768	17.9500	35.90 %
62	Waldschutz, Wolfgang	218	PCC	Min	0	0	0.00	0.0000	0.0000	0.00 %

Stage Results - Production

Place	Name	No.	Class	Div	PF	Points	Pen	Time	Hit Factor	Stage Pts	Stage %
1	Majstorovic, Davor	13		P	Min	44	0	10.11	4.3521	50.0000	100.00 %
2	Momcilovic, Ljubisa	15		P	Min	46	0	10.98	4.1894	48.1309	96.26 %
3	Cimos, Donatas	106		P	Min	44	0	10.56	4.1667	47.8693	95.74 %
4	Dolezal, Philipp	262		P	Min	46	0	11.10	4.1441	47.6106	95.22 %
5	Ulreich, Rainer	117		P	Min	48	0	11.85	4.0506	46.5362	93.07 %
6	Simon, Heiligenbrunner	209		P	Min	48	0	12.04	3.9867	45.8019	91.60 %
7	Liehne, Jan	371		P	Min	46	0	11.60	3.9655	45.5584	91.12 %
8	drimaj, Peter	124		P	Min	46	0	11.71	3.9283	45.1304	90.26 %
9	Stepan, Michal	221		P	Min	40	0	10.37	3.8573	44.3149	88.63 %
10	Tomolya, Stepan	350		P	Min	48	0	12.49	3.8431	44.1517	88.30 %
11	Michalec, Lubomir	119		P	Min	46	0	12.03	3.8238	43.9299	87.86 %
12	Iacomini, Stefano	334		P	Min	48	0	12.85	3.7354	42.9148	85.83 %
13	Chmura, Tomas	245		P	Min	44	0	11.88	3.7037	42.5505	85.10 %
14	Gheorghii, Caldarari	150		P	Min	46	0	12.52	3.6741	42.2106	84.42 %
15	Bednarik, Marian	179		P	Min	48	0	13.37	3.5901	41.2457	82.49 %
16	Cemsak, Martin	250		P	Min	48	0	13.60	3.5294	40.5481	81.10 %
17	Gadek, Wojciech	56		P	Min	48	0	13.69	3.5062	40.2816	80.56 %
18	Brezina, Marek	240		P	Min	44	0	12.67	3.4728	39.8974	79.79 %
19	Lengauer, Timo	232		P	Min	44	0	12.77	3.4456	39.5850	79.17 %
20	Kendlbacher, Florian	304		P	Min	40	0	11.72	3.4130	39.2104	78.42 %
21	Popovic, Aleksa	17		P	Min	44	0	13.12	3.3537	38.5290	77.06 %
22	Sedy, Roman		U	P	Min	48	0	14.55	3.2990	37.9007	75.80 %
23	Nemcova, Petra	122		P	Min	48	0	14.67	3.2720	37.5906	75.18 %
24	Mindek, Martin	32		P	Min	50	0	15.87	3.1506	36.1961	72.39 %
25	Szundi, Mate	162		P	Min	50	10	12.87	3.1080	35.7067	71.41 %
26	Talpas, Jozef	84		P	Min	42	0	13.76	3.0523	35.0671	70.13 %
27	Sliva, Tomas	49		P	Min	44	0	14.49	3.0366	34.8861	69.77 %
28	Tobias, Matyas	19		P	Min	48	0	16.23	2.9575	33.9775	67.95 %
29	Gasteiger, Klaus	205		P	Min	42	0	14.27	2.9432	33.8138	67.63 %
30	Dzuho, Elvir	42		P	Min	38	0	12.94	2.9366	33.7379	67.48 %
31	Racek, Jarda	99		P	Min	40	0	13.71	2.9176	33.5190	67.04 %
32	Musial, Pawel	24		P	Min	48	0	16.46	2.9162	33.5027	67.01 %
33	Lennert, Adam	281		P	Min	48	0	16.47	2.9144	33.4824	66.96 %
34	Saric, Goran	14		P	Min	44	0	15.26	2.8834	33.1258	66.25 %
35	Balazs, Zoltan		U	P	Min	46	0	16.22	2.8360	32.5818	65.16 %
36	Gahir ml., Marek		U	P	Min	48	0	17.41	2.7570	31.6746	63.35 %

37	Vancura, Jan	201	P	Min	46	0	16.83	2.7332	31.4009	62.80 %	
38	Dipa, Dzenan	41	P	Min	44	0	16.26	2.7060	31.0886	62.18 %	
39	Istvan, Bujdosó	27	P	Min	40	0	15.57	2.5690	29.5148	59.03 %	
40	Cipkus, Zilvinas	109	P	Min	40	0	15.66	2.5543	29.3452	58.69 %	
41	Pancik, Vladimir	96	P	Min	48	0	18.90	2.5397	29.1775	58.35 %	
42	Cumova, Miroslava	224	P	Min	42	0	16.80	2.5000	28.7216	57.44 %	
43	Bindik, Franta	363	P	Min	41	10	12.43	2.4940	28.6523	57.30 %	
44	Kreutz, Erich	182	P	Min	50	10	16.10	2.4845	28.5432	57.09 %	
45	Sciranka, Martin	10	P	Min	48	0	19.89	2.4133	27.7252	55.45 %	
46	Rajman, Jiri	369	P	Min	42	0	17.49	2.4014	27.5885	55.18 %	
47	Varos, Peter	243	P	Min	48	10	16.00	2.3750	27.2855	54.57 %	
48	Velic, Miroslav	154	P	Min	40	0	17.06	2.3447	26.9370	53.87 %	
49	Trencan, Peter	256	P	Min	42	0	17.94	2.3411	26.8965	53.79 %	
50	Krejcirova, Lenka	229	P	Min	44	0	19.80	2.2222	25.5303	51.06 %	
51	Simek, Lukas		Trieda	P	Min	41	10	14.41	2.1513	24.7153	49.43 %
52	Czuczor, Zsolt	73	P	Min	40	0	19.44	2.0576	23.6392	47.28 %	
53	Vysny, Marian	244	P	Min	38	10	13.62	2.0558	23.6183	47.24 %	
54	Ruzicka, Milan	88	P	Min	38	0	18.55	2.0485	23.5347	47.07 %	
55	Moser, Werner	279	P	Min	34	0	16.71	2.0347	23.3760	46.75 %	
56	Kupcak, Vladimir	62	P	Min	46	0	23.91	1.9239	22.1028	44.21 %	
57	Obermajer, Attila	378	P	Min	40	10	15.68	1.9133	21.9808	43.96 %	
58	Najmonova, Hana	367	P	Min	43	10	17.26	1.9119	21.9655	43.93 %	
59	Reiter, Celine	233	P	Min	38	0	20.09	1.8915	21.7306	43.46 %	
60	Tichy, Lukas	97	P	Min	39	20	10.60	1.7925	20.5928	41.19 %	
61	Popluhar, Patrik	181	P	Min	40	0	22.33	1.7913	20.5797	41.16 %	
62	Zax, Vladen	361	P	Min	38	0	21.25	1.7882	20.5444	41.09 %	
63	Momcilovic, Snezana	16	P	Min	43	10	20.36	1.6208	18.6211	37.24 %	
64	Bindhammer, Christoph	280	P	Min	43	20	14.85	1.5488	17.7938	35.59 %	
65	Polak, Peter	253	P	Min	41	10	20.11	1.5415	17.7100	35.42 %	
66	Tomcala, Peter	31	P	Min	40	10	20.09	1.4933	17.1558	34.31 %	
67	Polievka, Lubomir	85	P	Min	40	20	13.55	1.4760	16.9574	33.91 %	
68	Sneberger, Jakub	123	P	Min	39	20	14.80	1.2838	14.7489	29.50 %	
69	Bakalar, Martin	28	P	Min	46	10	28.77	1.2513	14.3758	28.75 %	
70	Kastner, Kerstin	192	P	Min	44	20	21.20	1.1321	13.0060	26.01 %	
71	Kugler, Karol	89	P	Min	38	20	16.44	1.0949	12.5788	25.16 %	
72	Pils, Lukas	312	P	Min	35	20	16.12	0.9305	10.6904	21.38 %	
73	Leonardelli, Laura	248	P	Min	37	20	21.35	0.7963	9.1479	18.30 %	
74	Siklosi, Aliz	78	P	Min	39	20	27.60	0.6884	7.9088	15.82 %	
75	Man, Jakub	351	P	Min	30	20	15.64	0.6394	7.3457	14.69 %	
76	Weissnegger, Barbara	116	P	Min	39	30	15.46	0.5821	6.6881	13.38 %	
77	Vielhaber, Gunther	270	P	Min	23	30	17.27	0.0000	0.0000	0.00 %	
78	(DQ) Tkacenko, Vladimir		P	Min							

Stage Results - Production Optics

Place	Name	No.	Class	Div	PF	Points	Pen	Time	Hit Factor	Stage Pts	Stage %
1	Zapletal, Miroslav	327		PO	Min	50	0	10.30	4.8544	50.0000	100.00 %
2	Hrnciarik, Andrej	126		PO	Min	46	0	9.99	4.6046	47.4274	94.85 %
3	Holubowski, Tomasz	323		PO	Min	46	0	10.23	4.4966	46.3148	92.63 %
4	Galazka, Marcin	328		PO	Min	48	0	10.79	4.4486	45.8202	91.64 %
5	Volk, Alexander	326		PO	Min	48	0	10.83	4.4321	45.6510	91.30 %
6	Keppel, Dylan	331		PO	Min	48	0	11.00	4.3636	44.9455	89.89 %
7	Pavlik, Jan	145		PO	Min	46	0	11.19	4.1108	42.3414	84.68 %
8	Pijacek, Petr	300		PO	Min	48	0	11.69	4.1061	42.2926	84.59 %
9	Binkevicius, Ramunas	108		PO	Min	48	0	12.19	3.9377	40.5578	81.12 %
10	Hatar, Jakub	87		PO	Min	46	0	11.88	3.8721	39.8822	79.76 %
11	Gebhardt, Jurgen	194		PO	Min	46	0	12.08	3.8079	39.2219	78.44 %
12	Kubica, Dusan	70		PO	Min	50	0	13.34	3.7481	38.6057	77.21 %
13	Gardian, Michal	347		PO	Min	48	0	12.93	3.7123	38.2367	76.47 %
14	Pitonak, Martin	236		PO	Min	48	0	13.08	3.6697	37.7982	75.60 %
15	Cruz, Oliver	118		PO	Min	44	0	12.18	3.6125	37.2085	74.42 %
16	Kan, Peter	75		PO	Min	44	0	12.21	3.6036	37.1171	74.23 %

17	Zencar jr., Pavol	144		PO	Min	44	0	12.29	3.5801	36.8755	73.75 %
18	Sartor, Marco	113		PO	Min	42	0	11.77	3.5684	36.7545	73.51 %
19	Mayrhofer, Christoph	313		PO	Min	42	0	12.04	3.4884	35.9302	71.86 %
20	Venturato, Giulia	114		PO	Min	40	0	11.60	3.4483	35.5172	71.03 %
21	Rief, Martin	196		PO	Min	46	0	13.88	3.3141	34.1354	68.27 %
22	Cooper, Justin	322		PO	Min	44	0	13.30	3.3083	34.0752	68.15 %
23	Stefaniak, Sebastian	67		PO	Min	48	0	14.59	3.2899	33.8862	67.77 %
24	Vanco, Jan	91		PO	Min	50	0	15.21	3.2873	33.8593	67.72 %
25	Majling, Andrej	53		PO	Min	38	0	11.63	3.2674	33.6543	67.31 %
26	Barancik, Ivan	254		PO	Min	42	0	12.92	3.2508	33.4830	66.97 %
27	Kovacs, Attila	375		PO	Min	44	0	13.58	3.2401	33.3726	66.75 %
28	Redecki, Tomasz		Trieda	PO	Min	44	0	13.64	3.2258	33.2258	66.45 %
29	Zalejsky, Rostislav	301		PO	Min	42	0	13.31	3.1555	32.5019	65.00 %
30	Hollosi, Nikolette	12		PO	Min	42	0	13.37	3.1414	32.3560	64.71 %
31	Stettin, Andreas	4		PO	Min	48	0	15.34	3.1291	32.2295	64.46 %
32	Hofer, Christian	293		PO	Min	46	0	14.87	3.0935	31.8628	63.73 %
33	Chalupa, Cyril	35		PO	Min	50	0	16.28	3.0713	31.6339	63.27 %
34	Kubicova Bopkova, Eniko	71		PO	Min	48	0	16.49	2.9109	29.9818	59.96 %
35	Dacic, Dimitrije	18		PO	Min	44	0	15.20	2.8947	29.8158	59.63 %
36	Zakupszky, Norbert	50		PO	Min	46	0	17.41	2.6422	27.2142	54.43 %
37	Skvarenina, Andrej	227		PO	Min	45	10	13.43	2.6061	26.8429	53.69 %
38	Kobos, Krzysztof	348		PO	Min	46	10	13.97	2.5770	26.5426	53.09 %
39	Wuhrleitner, Roland	317		PO	Min	50	0	19.64	2.5458	26.2220	52.44 %
40	Michalak, Norbert	329		PO	Min	46	10	14.28	2.5210	25.9664	51.93 %
41	Adamec, Lubos	34		PO	Min	42	10	12.78	2.5039	25.7903	51.58 %
42	Hukel, Miroslav	93		PO	Min	46	0	18.55	2.4798	25.5418	51.08 %
43	Muhlegger, Bernhard	307		PO	Min	50	0	20.20	2.4752	25.4950	50.99 %
44	Ritter, Jakob	269		PO	Min	44	10	13.93	2.4408	25.1400	50.28 %
45	Nemcok, Libor	235		PO	Min	42	10	13.63	2.3478	24.1820	48.36 %
46	Talakic, Alan	54		PO	Min	48	0	20.53	2.3380	24.0818	48.16 %
47	Satalan, Ovidiu Alex	187		PO	Min	46	0	19.90	2.3116	23.8090	47.62 %
48	Slavik, Daniel	101		PO	Min	42	0	18.82	2.2317	22.9862	45.97 %
49	Penov, Andon	157		PO	Min	41	10	14.53	2.1335	21.9752	43.95 %
50	Horvath, Beata Zsanett	332		PO	Min	42	10	16.64	1.9231	19.8077	39.62 %
51	Klepac, Ilja	211		PO	Min	44	0	23.67	1.8589	19.1466	38.29 %
52	Fichtinger, Markus	25		PO	Min	37	10	17.56	1.5376	15.8371	31.67 %
53	Streber, Jurgen	311		PO	Min	43	20	21.42	1.0738	11.0598	22.12 %
54	Zakupszky, Gabor	51		PO	Min	44	0	46.12	0.9540	9.8265	19.65 %
55	Fujasova, Zuzana		U	PO	Min	46	20	32.67	0.7958	8.1971	16.39 %
56	Mock, Dieter	287		PO	Min	33	20	22.32	0.5824	5.9991	12.00 %
57	Eder, Robert	308		PO	Min	38	30	18.19	0.4398	4.5300	9.06 %
58	Maska, Richard	226		PO	Min	38	40	13.82	0.0000	0.0000	0.00 %
59	(DQ) Siska, Milos			PO	Min						
60	(DQ) Fellner, Manfred		Trieda	PO	Min						

Stage Results - Revolver

Place	Name	No.	Class	Div	PF	Points	Pen	Time	Hit Factor	Stage Pts	Stage %
1	Kirchweger, Hermann	316		R	Min	46	0	15.31	3.0046	50.0000	100.00 %
2	Kroiss, Robert	207		R	Min	42	0	14.04	2.9915	49.7817	99.56 %
3	Kormanyos, Maria	37		R	Min	44	10	23.60	1.4407	23.9748	47.95 %
4	Mark, Szegedi	138		R	Min	36	10	22.29	1.1664	19.4111	38.82 %

Stage Results - Standard

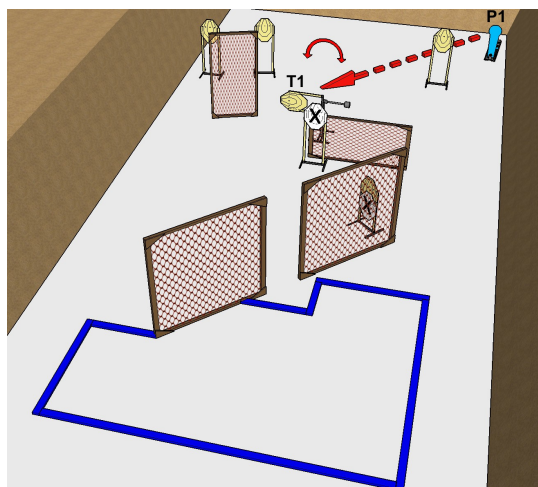
Place	Name	No.	Class	Div	PF	Points	Pen	Time	Hit Factor	Stage Pts	Stage %
1	Rakusan, Josef	366		S	Maj	49	0	9.49	5.1633	50.0000	100.00 %
2	Liehne, Zdenek	365		S	Maj	49	0	11.47	4.2720	41.3688	82.74 %
3	Velicko, Laurius	104		S	Maj	50	0	12.66	3.9494	38.2452	76.49 %
4	Stranz, Jurgen	152		S	Min	42	0	10.68	3.9326	38.0819	76.16 %
5	Mongel, Egon	120		S	Min	46	0	12.22	3.7643	36.4525	72.90 %
6	Koller, Hans Georg	203		S	Maj	46	0	12.53	3.6712	35.5506	71.10 %

7	Mikula, Jozef	259	S	Maj	50	0	13.63	3.6684	35.5234	71.05 %
8	Stanko, Lubomir	44	S	Min	48	0	13.34	3.5982	34.8438	69.69 %
9	Kopunec, Peter	80	S	Maj	49	0	13.63	3.5950	34.8129	69.63 %
10	Mueller, Sergej	353	S	Maj	49	0	13.90	3.5252	34.1367	68.27 %
11	Misik, Peter	184	S	Min	44	0	12.91	3.4082	33.0040	66.01 %
12	Biedermann, Thomas	2	S	Maj	47	0	14.19	3.3122	32.0742	64.15 %
13	Smejkal, Martin	291	S	Min	44	0	13.31	3.3058	32.0121	64.02 %
14	Stanislav, Spevak	360	S	Min	38	0	11.66	3.2590	31.5591	63.12 %
15	Benesch, Thomas	295	S	Maj	47	0	14.44	3.2548	31.5189	63.04 %
16	Leszczynska, Julia	83	S	Min	50	0	15.69	3.1867	30.8594	61.72 %
17	Zebegney, Robert	258	S	Min	40	0	12.58	3.1797	30.7907	61.58 %
18	Zdesar, Franci	345	S	Maj	45	0	14.59	3.0843	29.8674	59.73 %
19	Ridoskova, Alexandra	161	S	Min	46	0	15.00	3.0667	29.6966	59.39 %
20	Galstyan, Haykaz	191	S	Min	42	0	13.95	3.0108	29.1551	58.31 %
21	Pasztor, Viktor	105	S	Min	40	0	13.44	2.9762	28.8205	57.64 %
22	Kvasnica, Juraj	30	S	Min	46	0	15.51	2.9658	28.7201	57.44 %
23	Sumaj, Martin	255	S	Min	50	0	17.19	2.9087	28.1666	56.33 %
24	Racek, Jaroslav	98	S	Min	48	0	16.76	2.8640	27.7337	55.47 %
25	Egger, Thomas	5	S	Min	50	0	17.52	2.8539	27.6361	55.27 %
26	Kovac, Ondrej	U	S	Maj	48	0	17.02	2.8202	27.3100	54.62 %
27	Azbukin, Denis	151	S	Min	44	0	15.81	2.7830	26.9501	53.90 %
28	Schmidt, Ferdinand	292	S	Min	44	0	16.17	2.7211	26.3501	52.70 %
29	Cimos, Lech	107	S	Min	42	10	12.13	2.6381	25.5464	51.09 %
30	Potocky, Peter	95	S	Maj	47	0	18.03	2.6068	25.2431	50.49 %
31	Schneider, Katharina	305	S	Maj	46	0	17.82	2.5814	24.9971	49.99 %
32	Wurm, Adrian	8	S	Min	46	0	17.94	2.5641	24.8299	49.66 %
33	Znamenacek, Petr	364	S	Maj	45	10	13.71	2.5529	24.7213	49.44 %
34	Rzesniowiecki, Roman	86	S	Min	42	0	16.63	2.5256	24.4567	48.91 %
35	Mayr, Matthias	285	S	Min	40	0	15.85	2.5237	24.4383	48.88 %
36	Brandstetter, Wolfgang	198	S	Min	42	0	16.71	2.5135	24.3396	48.68 %
37	Gazdik, Lukas	129	S	Min	44	0	17.69	2.4873	24.0860	48.17 %
38	Gombalik, Ladislav	128	S	Min	42	0	17.31	2.4263	23.4959	46.99 %
39	David, Jaroslav	220	S	Maj	46	0	19.40	2.3711	22.9613	45.92 %
40	Horzinger, Gerhard	274	S	Maj	47	10	16.06	2.3039	22.3098	44.62 %
41	Botkova, Zuzana	333	S	Min	44	0	19.22	2.2893	22.1687	44.34 %
42	Pancik, Lubomir	94	S	Min	48	0	21.17	2.2674	21.9564	43.91 %
43	Popovic, Bohuslav	132	S	Min	40	0	18.61	2.1494	20.8139	41.63 %
44	Kosikova, Simona	92	S	Min	46	10	16.96	2.1226	20.5550	41.11 %
45	Hanulak, Jozef	183	S	Min	48	10	17.92	2.1205	20.5346	41.07 %
46	Satalan, Victor Alex	188	S	Min	44	0	20.78	2.1174	20.5044	41.01 %
47	Albrecht, Zoltan	377	S	Maj	37	10	12.96	2.0833	20.1743	40.35 %
48	Molitor, Armin	282	S	Min	38	0	18.31	2.0754	20.0972	40.19 %
49	Richard, Davidhazi	140	S	Min	44	0	21.32	2.0638	19.9851	39.97 %
50	Seiberl, Thomas	309	S	Min	42	0	20.40	2.0588	19.9370	39.87 %
51	Noga, Tadeusz	45	S	Min	36	0	17.78	2.0247	19.6070	39.21 %
52	Koc, Marcin	82	S	Min	46	10	17.93	2.0078	19.4430	38.89 %
53	Baar, Alexander	208	S	Min	34	0	17.08	1.9906	19.2766	38.55 %
54	Winkler, Kilian	283	S	Min	40	0	20.16	1.9841	19.2136	38.43 %
55	Muller, Alexander	355	S	Maj	42	0	21.85	1.9222	18.6139	37.23 %
56	Sirtl, Andreas	354	S	Min	42	0	21.85	1.9222	18.6139	37.23 %
57	Gal, Kristof	231	S	Maj	42	10	16.65	1.9219	18.6113	37.22 %
58	Rojko, Marek	133	S	Min	38	0	19.83	1.9163	18.5567	37.11 %
59	Bicskei, Beata	141	S	Min	41	10	16.26	1.9065	18.4621	36.92 %
60	Bicsak, Laszlo Andras	79	S	Min	36	0	19.05	1.8898	18.2999	36.60 %
61	Soustar, Ivo	100	S	Maj	41	10	16.51	1.8776	18.1825	36.37 %
62	Kor-Hanak, Tibor	339	S	Min	44	10	18.27	1.8610	18.0211	36.04 %
63	Ribisch, Hans-Peter	266	S	Min	40	0	21.68	1.8450	17.8666	35.73 %
64	Zaluska, Witold	22	S	Min	36	0	19.86	1.8127	17.5535	35.11 %
65	Szabo, Karoly	135	S	Min	40	0	22.12	1.8083	17.5112	35.02 %
66	Ciesielski, Marcin	11	S	Maj	42	20	13.09	1.6807	16.2751	32.55 %
67	Marek, Petr	290	S	Min	42	10	19.33	1.6555	16.0309	32.06 %
68	Mikes, Filip	29	S	Maj	43	10	20.16	1.6369	15.8513	31.70 %

69	Kainz, Dieter	294	S	Min	46	0	29.11	1.5802	15.3023	30.60 %
70	Kurczewski, Slavek	90	S	Min	37	10	17.10	1.5789	15.2900	30.58 %
71	Labanc, Martin	102	S	Min	40	10	19.59	1.5314	14.8295	29.66 %
72	Wakolbinger, Martin	321	S	Min	39	10	19.26	1.5057	14.5808	29.16 %
73	Szczesna, Anna	110	S	Min	42	0	28.35	1.4815	14.3462	28.69 %
74	Szalai, Laszlo	52	S	Maj	46	0	31.14	1.4772	14.3047	28.61 %
75	Kovacs, Gyula	137	S	Min	34	10	16.35	1.4679	14.2146	28.43 %
76	Zsolt, Lazar	376	S	Min	41	10	21.32	1.4540	14.0804	28.16 %
77	Siska, Michal	178	S	Min	36	0	25.39	1.4179	13.7303	27.46 %
78	Pajor, Zoltan	134	S	Min	34	10	18.62	1.2889	12.4816	24.96 %
79	Krupinski, Aleksander	48	S	Min	29	20	22.83	0.3942	3.8175	7.63 %
80	Jarco, Barbara	237	S	Min	32	30	30.06	0.0665	0.6443	1.29 %
81	Gal, Krisztian	230	S	Maj	0	0	0.00	0.0000	0.0000	0.00 %
82	Keller, Richard	20	S	Min	0	0	0.00	0.0000	0.0000	0.00 %
83	Palau, Marika	21	S	Min	0	0	0.00	0.0000	0.0000	0.00 %
84	Labanc, Daniel	103	S	Min	30	40	18.90	0.0000	0.0000	0.00 %
85	Paroczai, Rita	336	S	Min	19	30	28.21	0.0000	0.0000	0.00 %
86	(DQ) Hua, Wei		U	S	Maj					

Generated by PractiScore for Android (1.7.29 Xiaomi) at 2023-05-10 23:01 +0200

Mosquito Match 2023 HG & PCC - Stejdž 3 - 2023-05-07



Stage Results - Classic

Place	Name	No.	Class	Div	PF	Points	Pen	Time	Hit Factor	Stage Pts	Stage %
1	Batki, Gyorgy	381		C	Min	51	0	9.85	5.1777	55.0000	100.00 %
2	Behal, Jiri	213		C	Min	51	0	10.26	4.9708	52.8021	96.00 %
3	Szczesny, Bartosz	324		C	Min	47	0	9.53	4.9318	52.3882	95.25 %
4	Migleczy, Gyula	171		C	Min	47	0	10.18	4.6169	49.0432	89.17 %
5	Kala, Jakub	200		C	Min	49	0	10.78	4.5455	48.2843	87.79 %
6	Fischer, Christoph	202		C	Min	51	0	12.70	4.0157	42.6575	77.56 %
7	Bobaly, Mihaly	373		C	Min	47	0	12.88	3.6491	38.7624	70.48 %
8	Poliacik, Martin	257		C	Min	49	0	14.74	3.3243	35.3124	64.20 %
9	Staszczyk, Bartosz	111		C	Min	39	0	12.23	3.1889	33.8740	61.59 %
10	Szaszi, Csaba	374		C	Min	47	0	15.11	3.1105	33.0417	60.08 %
11	Kovar, Zbynek	46		C	Min	44	10	11.21	3.0330	32.2183	58.58 %
12	Rauscher, Dietmar	310		C	Maj	54	0	18.38	2.9380	31.2088	56.74 %
13	Robert, Farkas	136		C	Maj	49	0	19.26	2.5441	27.0252	49.14 %
14	Cernigoj, Robert	344		C	Min	40	10	11.93	2.5147	26.7122	48.57 %
15	Fischer, Manfred	267		C	Min	41	0	17.55	2.3362	24.8162	45.12 %
16	Wieland, Gunter	23		C	Min	42	10	17.27	1.8529	19.6828	35.79 %
17	Busza, Marcin	112		C	Min	42	10	18.92	1.6913	17.9663	32.67 %
18	Vnucko, Jan	252		C	Min	37	20	19.94	0.8526	9.0563	16.47 %

Stage Results - Open

Place	Name	No.	Class	Div	PF	Points	Pen	Time	Hit Factor	Stage Pts	Stage %
1	Havlicek, Miroslav	368		O	Maj	51	0	8.25	6.1818	55.0000	100.00 %
2	Henes, Zdenek	189		O	Maj	54	0	8.74	6.1785	54.9704	99.95 %
3	Samek, Petr	115		O	Maj	48	0	7.95	6.0377	53.7181	97.67 %
4	Elkobi, Eliyahu	357		O	Maj	52	0	9.26	5.6156	49.9619	90.84 %
5	Tomaini, Fabio	251		O	Maj	51	0	9.22	5.5315	49.2137	89.48 %
6	Sera, Martina	342		O	Maj	49	0	8.90	5.5056	48.9838	89.06 %
7	Barkanyi, Laszlo	335		O	Maj	50	0	9.60	5.2083	46.3388	84.25 %
8	Sery, Jiri	343		O	Maj	52	0	10.33	5.0339	44.7867	81.43 %
9	Weber, Gunter	273		O	Maj	53	0	10.82	4.8983	43.5808	79.24 %
10	Kneringer, Mario	6		O	Maj	48	0	9.91	4.8436	43.0937	78.35 %
11	Rossetto, Denny	352		O	Min	51	0	10.59	4.8159	42.8470	77.90 %
12	Maierhofer, Christian	320		O	Maj	46	0	9.98	4.6092	41.0085	74.56 %
13	Novotny, Jaroslav	346		O	Maj	50	0	10.96	4.5620	40.5888	73.80 %
14	Roland, Pap	337		O	Maj	50	0	11.04	4.5290	40.2947	73.26 %
15	Kwiatkowski, Roland	275		O	Maj	51	0	11.38	4.4815	39.8726	72.50 %
16	Pawlik, Celina	325		O	Maj	50	0	11.34	4.4092	39.2287	71.32 %
17	Muller, Georg	186		O	Maj	50	0	11.55	4.3290	38.5154	70.03 %
18	Zeindl, Stefan	3		O	Maj	49	0	11.73	4.1773	37.1659	67.57 %
19	Eisl, Alexander	314		O	Maj	53	0	12.94	4.0958	36.4408	66.26 %
20	Aigner, Edeltraut	303		O	Maj	52	0	12.85	4.0467	36.0037	65.46 %

21	Till, Raphael	319	O	Maj	51	0	12.91	3.9504	35.1472	63.90 %
22	Zacek, Milan	81	O	Maj	51	0	13.00	3.9231	34.9038	63.46 %
23	Steurer, Margit	272	O	Maj	51	0	13.05	3.9080	34.7701	63.22 %
24	Gerencser, Miklos	55	O	Maj	54	0	14.19	3.8055	33.8577	61.56 %
25	Willhalm, Klaus	318	O	Maj	47	0	12.48	3.7660	33.5066	60.92 %
26	Gibart, Banyai	338	O	Maj	49	0	13.05	3.7548	33.4066	60.74 %
27	Dvorak, Andrea	315	O	Maj	46	10	11.33	3.1774	28.2696	51.40 %
28	Kutschi, Lukas	298	O	Maj	50	10	12.73	3.1422	27.9562	50.83 %
29	Aigner, Michael	302	O	Maj	51	0	16.24	3.1404	27.9403	50.80 %
30	Kocian, Norbert	180	O	Maj	51	0	16.48	3.0947	27.5334	50.06 %
31	Lazorik, Maros	127	O	Maj	48	10	12.60	3.0159	26.8324	48.79 %
32	Adler, Franz	276	O	Maj	50	0	17.41	2.8719	25.5516	46.46 %
33	Kneringer, Sandra	7	O	Maj	44	10	14.64	2.3224	20.6626	37.57 %
34	Nahule, Ahmad	358	O	Min	39	30	13.91	0.6470	5.7565	10.47 %
35	Nandor, Reider	340	O	Maj	40	40	12.47	0.0000	0.0000	0.00 %
36	Geerts, Hans	33	O	Maj	30	50	15.25	0.0000	0.0000	0.00 %
37	(DQ) Halpern, Shalom		O	Maj						
38	(DQ) Eitan, Gill		O	Maj						

Stage Results - PCC

Place	Name	No.	Class	Div	PF	Points	Pen	Time	Hit Factor	Stage Pts	Stage %
1	Fedor, Marian	156		PCC	Min	51	0	7.03	7.2546	55.0000	100.00 %
2	Scepko, Samuel	163		PCC	Min	51	0	7.57	6.7371	51.0766	92.87 %
3	Thaler, Martin	199		PCC	Min	51	0	7.65	6.6667	50.5425	91.90 %
4	Synek, Milos	69		PCC	Min	53	0	8.19	6.4713	49.0614	89.20 %
5	Szyszka, Amadeusz	261		PCC	Min	45	0	7.25	6.2069	47.0568	85.56 %
6	Palka, Jan	225		PCC	Min	51	0	8.27	6.1669	46.7533	85.01 %
7	Kastl, Christoph	265		PCC	Min	49	0	8.48	5.7783	43.8075	79.65 %
8	Krychl, Michael	216		PCC	Min	49	0	8.56	5.7243	43.3980	78.91 %
9	Pevek, Markus	217		PCC	Min	49	0	8.65	5.6647	42.9465	78.08 %
10	Kubac, Vitezslav	68		PCC	Min	55	0	9.86	5.5781	42.2896	76.89 %
11	Karlin, Marcus	214		PCC	Min	47	0	8.51	5.5229	41.8713	76.13 %
12	Meles, Radovan	249		PCC	Min	51	0	9.25	5.5135	41.8000	76.00 %
13	Sirk, Julius	296		PCC	Min	47	0	8.53	5.5100	41.7731	75.95 %
14	Ambrus, Oliver	167		PCC	Min	49	0	8.97	5.4627	41.4144	75.30 %
15	Bulko, Peter	153		PCC	Min	49	0	9.20	5.3261	40.3790	73.42 %
16	Jozsef, Hodi	139		PCC	Min	45	0	8.57	5.2509	39.8088	72.38 %
17	Boca, Rastislav	155		PCC	Min	47	0	9.11	5.1592	39.1136	71.12 %
18	Veres, Robert	260		PCC	Min	49	0	9.52	5.1471	39.0218	70.95 %
19	Flajszer, Kamil	74		PCC	Min	51	0	9.93	5.1360	38.9376	70.80 %
20	Semic, Matija	222		PCC	Min	47	0	9.36	5.0214	38.0689	69.22 %
21	Hajnsek, Kristjan	349		PCC	Min	47	0	9.39	5.0053	37.9472	68.99 %
22	Lenzelbauer, Peter	121		PCC	Min	55	0	11.00	5.0000	37.9069	68.92 %
23	Prandstotter, Martin	299		PCC	Min	49	0	9.99	4.9049	37.1859	67.61 %
24	Gromovas, Andrejus	143		PCC	Min	43	0	8.85	4.8588	36.8360	66.97 %
25	Tomascin, Andrej	247		PCC	Min	49	0	10.13	4.8371	36.6720	66.68 %
26	Jakube, Patrik	158		PCC	Min	47	0	9.82	4.7862	36.2856	65.97 %
27	Ebner, Christoph	286		PCC	Min	47	0	9.83	4.7813	36.2487	65.91 %
28	Bajc, Ernest	223		PCC	Min	51	0	10.87	4.6918	35.5704	64.67 %
29	Nagy, Ernest	330		PCC	Min	44	10	7.53	4.5153	34.2320	62.24 %
30	Rehak, Michael	219		PCC	Min	49	0	10.91	4.4913	34.0502	61.91 %
31	Sotet, Gabor	38		PCC	Min	51	0	11.75	4.3404	32.9064	59.83 %
32	Kisters, Rob	36		PCC	Min	53	0	12.32	4.3019	32.6147	59.30 %
33	Novak, Lubor	190		PCC	Min	49	0	11.46	4.2757	32.4160	58.94 %
34	Ferenc, Karadi	174		PCC	Min	41	0	9.68	4.2355	32.1112	58.38 %
35	Moraru, Andrei	147		PCC	Min	46	10	8.61	4.1812	31.6991	57.63 %
36	Kiss, Gabor	168		PCC	Min	37	0	8.90	4.1573	31.5181	57.31 %
37	Szundi, Andrej	164		PCC	Min	39	0	9.39	4.1534	31.4881	57.25 %
38	Coroban, Iurie	125		PCC	Min	51	10	9.97	4.1123	31.1772	56.69 %
39	Busolin, Pavel	77		PCC	Min	49	0	12.04	4.0698	30.8544	56.10 %
40	Halasi, Gergely	379		PCC	Min	47	0	11.65	4.0343	30.5858	55.61 %

41	Erdelyi, Lilla	176	PCC	Min	49	0	12.38	3.9580	30.0070	54.56 %
42	Popiolek, Grzegorz	146	PCC	Min	39	10	7.48	3.8770	29.3930	53.44 %
43	Thalmann, Daniel	288	PCC	Min	43	0	11.18	3.8462	29.1591	53.02 %
44	Ladisich, Robert	263	PCC	Min	43	0	11.29	3.8087	28.8750	52.50 %
45	Jud, Manfred	297	PCC	Min	47	0	12.64	3.7184	28.1902	51.25 %
46	Jozsef, Santa	380	PCC	Min	49	0	13.20	3.7121	28.1430	51.17 %
47	Weissl, Martin	204	PCC	Min	49	0	13.38	3.6622	27.7644	50.48 %
48	Szarvas, Peter	169	PCC	Min	48	10	10.45	3.6364	27.5686	50.12 %
49	Kominek, Jiri	212	PCC	Min	47	0	13.24	3.5498	26.9127	48.93 %
50	Norbert, Kara	175	PCC	Min	48	10	11.02	3.4483	26.1427	47.53 %
51	Spratek, Dusan	246	PCC	Min	49	0	15.08	3.2493	24.6344	44.79 %
52	Palmai, Adam	172	PCC	Min	48	10	11.87	3.2013	24.2706	44.13 %
53	Muehlegger, Sarah	306	PCC	Min	41	0	13.40	3.0597	23.1967	42.18 %
54	Kerber, Gerald	268	PCC	Min	53	0	17.70	2.9944	22.7013	41.28 %
55	Riedhart, Hermann	284	PCC	Min	51	0	17.18	2.9686	22.5058	40.92 %
56	Hars, Roland	382	PCC	Min	43	0	14.66	2.9332	22.2373	40.43 %
57	Berger, Franz	206	PCC	Min	45	10	13.29	2.6336	19.9660	36.30 %
58	Ladisich, Sonja	264	PCC	Min	45	0	17.46	2.5773	19.5396	35.53 %
59	Moretti, Nico	234	PCC	Min	39	30	7.63	1.1796	8.9426	16.26 %
60	Radolec, Milan	59	PCC	Min	37	30	15.82	0.4425	3.3546	6.10 %
61	Kubus, Mats	242	PCC	Min	33	30	13.35	0.2247	1.7037	3.10 %
62	Waldschutz, Wolfgang	218	PCC	Min	0	0	0.00	0.0000	0.0000	0.00 %

Stage Results - Production

Place	Name	No.	Class	Div	PF	Points	Pen	Time	Hit Factor	Stage Pts	Stage %
1	Stepan, Michal	221		P	Min	49	0	8.58	5.7110	55.0000	100.00 %
2	Popovic, Aleksa	17		P	Min	49	0	9.20	5.3261	51.2935	93.26 %
3	Cimos, Donatas	106		P	Min	51	0	9.81	5.1988	50.0674	91.03 %
4	Ulreich, Rainer	117		P	Min	51	0	9.99	5.1051	49.1653	89.39 %
5	Momcilovic, Ljubisa	15		P	Min	49	0	9.65	5.0777	48.9016	88.91 %
6	Tomolya, Stepan	350		P	Min	51	0	10.31	4.9467	47.6393	86.62 %
7	Tichy, Lukas	97		P	Min	47	0	9.57	4.9112	47.2977	86.00 %
8	Sedy, Roman		U	P	Min	53	0	10.98	4.8270	46.4866	84.52 %
9	Gasteiger, Klaus	205		P	Min	49	0	10.20	4.8039	46.2647	84.12 %
10	Chmura, Tomas	245		P	Min	49	0	10.82	4.5287	43.6137	79.30 %
11	Simon, Heiligenbrunner	209		P	Min	45	0	10.32	4.3605	41.9939	76.35 %
12	Brezina, Marek	240		P	Min	49	0	11.26	4.3517	41.9094	76.20 %
13	Dolezal, Philipp	262		P	Min	47	0	10.84	4.3358	41.7563	75.92 %
14	Michalec, Lubomir	119		P	Min	47	0	10.86	4.3278	41.6794	75.78 %
15	Obermajer, Attila	378		P	Min	49	0	11.34	4.3210	41.6138	75.66 %
16	Cemsak, Martin	250		P	Min	47	0	10.89	4.3159	41.5646	75.57 %
17	Gahir ml., Marek		U	P	Min	43	0	10.01	4.2957	41.3703	75.22 %
18	drimaj, Peter	124		P	Min	45	0	11.01	4.0872	39.3622	71.57 %
19	Szundi, Mate	162		P	Min	45	0	11.07	4.0650	39.1488	71.18 %
20	Simek, Lukas		Trieda	P	Min	53	0	13.10	4.0458	38.9635	70.84 %
21	Lengauer, Timo	232		P	Min	45	0	11.22	4.0107	38.6255	70.23 %
22	Iacomini, Stefano	334		P	Min	45	0	11.24	4.0036	38.5567	70.10 %
23	Gadek, Wojciech	56		P	Min	47	0	11.77	3.9932	38.4570	69.92 %
24	Vysny, Marian	244		P	Min	46	10	9.19	3.9173	37.7260	68.59 %
25	Majstorovic, Davor	13		P	Min	49	0	12.55	3.9044	37.6016	68.37 %
26	Sliva, Tomas	49		P	Min	45	0	11.54	3.8995	37.5544	68.28 %
27	Momcilovic, Snezana	16		P	Min	47	0	12.15	3.8683	37.2542	67.73 %
28	Gheorghii, Caldarari	150		P	Min	47	0	12.21	3.8493	37.0712	67.40 %
29	Polievka, Lubomir	85		P	Min	47	0	12.27	3.8305	36.8899	67.07 %
30	Dzuho, Elvir	42		P	Min	45	0	11.95	3.7657	36.2659	65.94 %
31	Liehne, Jan	371		P	Min	41	0	11.13	3.6837	35.4766	64.50 %
32	Talpas, Jozef	84		P	Min	41	0	11.13	3.6837	35.4766	64.50 %
33	Saric, Goran	14		P	Min	49	0	13.40	3.6567	35.2164	64.03 %
34	Racek, Jarda	99		P	Min	45	0	12.56	3.5828	34.5046	62.74 %
35	Pancik, Vladimir	96		P	Min	51	0	14.38	3.5466	34.1559	62.10 %
36	Rajman, Jiri	369		P	Min	51	0	14.39	3.5441	34.1321	62.06 %

37	Nemcova, Petra	122	P	Min	47	0	13.53	3.4738	33.4545	60.83 %
38	Ruzicka, Milan	88	P	Min	49	0	14.12	3.4703	33.4207	60.76 %
39	Najmonova, Hana	367	P	Min	53	0	15.29	3.4663	33.3828	60.70 %
40	Bindhammer, Christoph	280	P	Min	47	0	14.07	3.3404	32.1705	58.49 %
41	Weissnegger, Barbara	116	P	Min	47	0	14.20	3.3099	31.8760	57.96 %
42	Kendlbacher, Florian	304	P	Min	43	0	13.05	3.2950	31.7331	57.70 %
43	Vancura, Jan	201	P	Min	41	0	12.50	3.2800	31.5884	57.43 %
44	Dipa, Dzenan	41	P	Min	47	0	14.39	3.2662	31.4551	57.19 %
45	Tomcala, Peter	31	P	Min	43	0	13.28	3.2380	31.1835	56.70 %
46	Istvan, Bujdoso	27	P	Min	47	0	14.63	3.2126	30.9391	56.25 %
47	Sciranka, Martin	10	P	Min	46	10	11.44	3.1469	30.3061	55.10 %
48	Popluhar, Patrik	181	P	Min	45	0	14.36	3.1337	30.1795	54.87 %
49	Tobias, Matyas	19	P	Min	41	0	13.24	3.0967	29.8229	54.22 %
50	Vielhaber, Gunther	270	P	Min	47	0	15.19	3.0941	29.7985	54.18 %
51	Varos, Peter	243	P	Min	55	0	17.86	3.0795	29.6575	53.92 %
52	Kastner, Kerstin	192	P	Min	41	0	13.34	3.0735	29.5993	53.82 %
53	Cumova, Miroslava	224	P	Min	45	0	14.67	3.0675	29.5418	53.71 %
54	Bednarik, Marian	179	P	Min	51	0	16.67	3.0594	29.4638	53.57 %
55	Mindek, Martin	32	P	Min	47	0	15.49	3.0342	29.2214	53.13 %
56	Kugler, Karol	89	P	Min	49	0	16.59	2.9536	28.4448	51.72 %
57	Krejcirova, Lenka	229	P	Min	41	0	13.91	2.9475	28.3864	51.61 %
58	Bindik, Franta	363	P	Min	46	10	12.33	2.9197	28.1186	51.12 %
59	Sneberger, Jakub	123	P	Min	51	0	17.49	2.9160	28.0824	51.06 %
60	Trencan, Peter	256	P	Min	45	0	15.56	2.8920	27.8520	50.64 %
61	Velic, Miroslav	154	P	Min	50	10	14.16	2.8249	27.2051	49.46 %
62	Moser, Werner	279	P	Min	41	0	14.93	2.7461	26.4471	48.09 %
63	Musial, Pawel	24	P	Min	49	0	17.92	2.7344	26.3337	47.88 %
64	Cipkus, Zilvinas	109	P	Min	38	10	10.37	2.7001	26.0036	47.28 %
65	Polak, Peter	253	P	Min	33	0	12.37	2.6677	25.6920	46.71 %
66	Lennert, Adam	281	P	Min	49	0	18.60	2.6344	25.3710	46.13 %
67	Leonardelli, Laura	248	P	Min	43	0	16.85	2.5519	24.5766	44.68 %
68	Czuczor, Zsolt	73	P	Min	45	0	17.87	2.5182	24.2517	44.09 %
69	Bakalar, Martin	28	P	Min	41	0	16.45	2.4924	24.0033	43.64 %
70	Reiter, Celine	233	P	Min	41	0	17.16	2.3893	23.0102	41.84 %
71	Kreutz, Erich	182	P	Min	44	10	14.63	2.3240	22.3815	40.69 %
72	Man, Jakub	351	P	Min	37	0	17.12	2.1612	20.8138	37.84 %
73	Balazs, Zoltan	U	P	Min	38	10	13.56	2.0649	19.8862	36.16 %
74	Kupcak, Vladimir	62	P	Min	51	0	26.12	1.9525	18.8040	34.19 %
75	Pils, Lukas	312	P	Min	37	20	12.54	1.3557	13.0559	23.74 %
76	Zax, Vladlen	361	P	Min	32	10	17.54	1.2543	12.0794	21.96 %
77	Siklosi, Aliz	78	P	Min	34	10	22.79	1.0531	10.1419	18.44 %
78	(DQ) Tkacenko, Vladimir		P	Min						

Stage Results - Production Optics

Place	Name	No.	Class	Div	PF	Points	Pen	Time	Hit Factor	Stage Pts	Stage %
1	Keppel, Dylan	331		PO	Min	53	0	8.23	6.4399	55.0000	100.00 %
2	Kubica, Dusan	70		PO	Min	51	0	8.96	5.6920	48.6126	88.39 %
3	Adamec, Lubos	34		PO	Min	51	0	9.28	5.4957	46.9363	85.34 %
4	Volk, Alexander	326		PO	Min	51	0	9.44	5.4025	46.1408	83.89 %
5	Zapletal, Miroslav	327		PO	Min	49	0	9.37	5.2295	44.6625	81.20 %
6	Gebhardt, Jurgen	194		PO	Min	49	0	10.11	4.8467	41.3934	75.26 %
7	Slavik, Daniel	101		PO	Min	45	0	9.31	4.8335	41.2809	75.06 %
8	Maska, Richard	226		PO	Min	47	0	9.80	4.7959	40.9599	74.47 %
9	Pijacek, Petr	300		PO	Min	49	0	10.47	4.6800	39.9702	72.67 %
10	Venturato, Giulia	114		PO	Min	49	0	10.54	4.6490	39.7047	72.19 %
11	Barancik, Ivan	254		PO	Min	51	0	11.04	4.6196	39.4537	71.73 %
12	Penov, Andon	157		PO	Min	47	0	10.20	4.6078	39.3536	71.55 %
13	Sartor, Marco	113		PO	Min	51	0	11.12	4.5863	39.1699	71.22 %
14	Michalak, Norbert	329		PO	Min	47	0	10.51	4.4719	38.1928	69.44 %
15	Ritter, Jakob	269		PO	Min	45	0	10.22	4.4031	37.6052	68.37 %
16	Skvarenina, Andrej	227		PO	Min	47	0	10.87	4.3238	36.9279	67.14 %

17	Binkevicius, Ramunas	108		PO	Min	49	0	11.36	4.3134	36.8387	66.98 %
18	Gardian, Michal	347		PO	Min	45	0	10.50	4.2857	36.6024	66.55 %
19	Mayrhofer, Christoph	313		PO	Min	45	0	10.55	4.2654	36.4290	66.23 %
20	Kan, Peter	75		PO	Min	45	0	10.61	4.2413	36.2229	65.86 %
21	Majling, Andrej	53		PO	Min	47	0	11.15	4.2152	36.0006	65.46 %
22	Galazka, Marcin	328		PO	Min	45	0	10.68	4.2135	35.9855	65.43 %
23	Kovacs, Attila	375		PO	Min	49	0	11.66	4.2024	35.8909	65.26 %
24	Cooper, Justin	322		PO	Min	51	0	12.33	4.1363	35.3259	64.23 %
25	Nemcok, Libor	235		PO	Min	49	0	11.91	4.1142	35.1375	63.89 %
26	Redecki, Tomasz		Trieda	PO	Min	47	0	11.79	3.9864	34.0464	61.90 %
27	Horvath, Beata Zsanett	332		PO	Min	51	0	12.89	3.9566	33.7912	61.44 %
28	Kobos, Krzysztof	348		PO	Min	47	0	11.99	3.9199	33.4784	60.87 %
29	Dacic, Dimitrije	18		PO	Min	43	0	10.98	3.9162	33.4467	60.81 %
30	Rief, Martin	196		PO	Min	51	0	13.25	3.8491	32.8731	59.77 %
31	Zencar jr., Pavol	144		PO	Min	49	10	10.20	3.8235	32.6551	59.37 %
32	Hatar, Jakub	87		PO	Min	41	0	10.78	3.8033	32.4827	59.06 %
33	Kubicova Bopkova, Eniko	71		PO	Min	47	0	12.44	3.7781	32.2674	58.67 %
34	Satalan, Ovidiu Alex	187		PO	Min	51	0	13.52	3.7722	32.2166	58.58 %
35	Zakupszky, Norbert	50		PO	Min	49	0	13.25	3.6981	31.5840	57.43 %
36	Stettin, Andreas	4		PO	Min	49	0	13.32	3.6787	31.4180	57.12 %
37	Wuhrleitner, Roland	317		PO	Min	49	0	13.35	3.6704	31.3474	57.00 %
38	Hukel, Miroslav	93		PO	Min	49	0	13.52	3.6243	30.9532	56.28 %
39	Hrnciarik, Andrej	126		PO	Min	46	10	10.43	3.4516	29.4785	53.60 %
40	Hofer, Christian	293		PO	Min	41	0	11.97	3.4252	29.2534	53.19 %
41	Hollosi, Nikolette	12		PO	Min	43	0	12.72	3.3805	28.8714	52.49 %
42	Pitonak, Martin	236		PO	Min	46	10	10.87	3.3119	28.2852	51.43 %
43	Fichtinger, Markus	25		PO	Min	45	0	13.68	3.2895	28.0940	51.08 %
44	Vanco, Jan	91		PO	Min	41	0	13.29	3.0850	26.3479	47.91 %
45	Klepac, Ilja	211		PO	Min	49	0	16.16	3.0322	25.8965	47.08 %
46	Cruz, Oliver	118		PO	Min	48	10	12.59	3.0183	25.7777	46.87 %
47	Streber, Jurgen	311		PO	Min	49	0	16.74	2.9271	24.9993	45.45 %
48	Holubowski, Tomasz	323		PO	Min	40	10	10.48	2.8626	24.4482	44.45 %
49	Mock, Dieter	287		PO	Min	37	0	13.08	2.8287	24.1591	43.93 %
50	Muhlegger, Bernhard	307		PO	Min	45	0	16.40	2.7439	23.4345	42.61 %
51	Eder, Robert	308		PO	Min	45	0	16.68	2.6978	23.0411	41.89 %
52	Chalupa, Cyril	35		PO	Min	45	0	17.98	2.5028	21.3752	38.86 %
53	Talakic, Alan	54		PO	Min	51	0	21.17	2.4091	20.5748	37.41 %
54	Fujasova, Zuzana		U	PO	Min	49	0	21.50	2.2791	19.4645	35.39 %
55	Stefaniak, Sebastian	67		PO	Min	41	0	18.33	2.2368	19.1033	34.73 %
56	Zakupszky, Gabor	51		PO	Min	39	0	27.19	1.4344	12.2502	22.27 %
57	Pavlik, Jan	145		PO	Min	41	30	9.27	1.1866	10.1344	18.43 %
58	Zalejsky, Rostislav	301		PO	Min	45	110	13.58	0.0000	0.0000	0.00 %
59	(DQ) Siska, Milos			PO	Min						
60	(DQ) Fellner, Manfred		Trieda	PO	Min						

Stage Results - Revolver

Place	Name	No.	Class	Div	PF	Points	Pen	Time	Hit Factor	Stage Pts	Stage %
1	Kirchweger, Hermann	316		R	Min	49	0	13.75	3.5636	55.0000	100.00 %
2	Kroiss, Robert	207		R	Min	38	10	11.32	2.4735	38.1752	69.41 %
3	Kormanyos, Maria	37		R	Min	41	0	17.53	2.3388	36.0970	65.63 %
4	Mark, Szegedi	138		R	Min	47	0	25.40	1.8504	28.5584	51.92 %

Stage Results - Standard

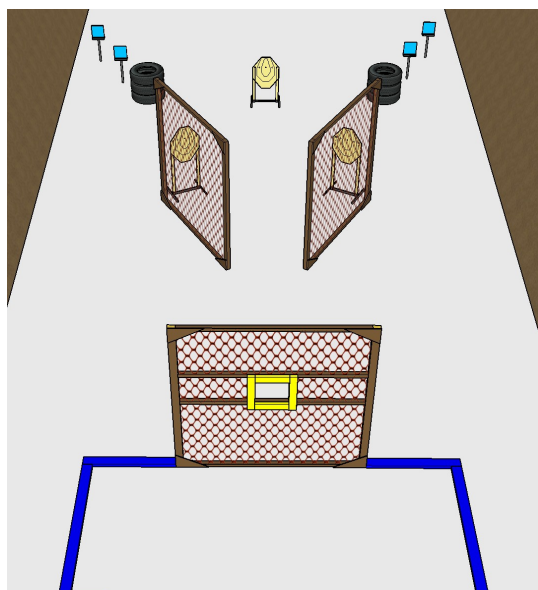
Place	Name	No.	Class	Div	PF	Points	Pen	Time	Hit Factor	Stage Pts	Stage %
1	Liehne, Zdenek	365		S	Maj	54	0	9.04	5.9735	55.0000	100.00 %
2	Rakusan, Josef	366		S	Maj	53	0	8.88	5.9685	54.9541	99.92 %
3	Znamenacek, Petr	364		S	Maj	48	0	9.14	5.2516	48.3540	87.92 %
4	Mongel, Egon	120		S	Min	45	0	9.51	4.7319	43.5682	79.21 %
5	Stanislav, Spevak	360		S	Min	53	0	11.31	4.6861	43.1470	78.45 %
6	Ciesielski, Marcin	11		S	Maj	48	0	10.52	4.5627	42.0110	76.38 %

7	Stranz, Jurgen	152	S	Min	45	0	9.88	4.5547	41.9366	76.25 %
8	Koller, Hans Georg	203	S	Maj	52	0	11.45	4.5415	41.8153	76.03 %
9	Benesch, Thomas	295	S	Maj	53	0	11.71	4.5260	41.6732	75.77 %
10	Kopunec, Peter	80	S	Maj	45	0	10.07	4.4687	41.1453	74.81 %
11	Cimos, Lech	107	S	Min	47	0	10.56	4.4508	40.9799	74.51 %
12	Koc, Marcin	82	S	Min	49	0	11.03	4.4424	40.9033	74.37 %
13	Mueller, Sergej	353	S	Maj	47	0	11.14	4.2190	38.8463	70.63 %
14	Potocky, Peter	95	S	Maj	53	0	12.73	4.1634	38.3341	69.70 %
15	Stanko, Lubomir	44	S	Min	51	0	12.46	4.0931	37.6868	68.52 %
16	Velicko, Laurius	104	S	Maj	51	0	12.66	4.0284	37.0915	67.44 %
17	Kvasnica, Juraj	30	S	Min	43	0	11.09	3.8774	35.7005	64.91 %
18	Zebegney, Robert	258	S	Min	45	0	11.77	3.8233	35.2025	64.00 %
19	Soustar, Ivo	100	S	Maj	52	0	13.70	3.7956	34.9478	63.54 %
20	Mikula, Jozef	259	S	Maj	49	0	13.16	3.7234	34.2829	62.33 %
21	Galstyan, Haykaz	191	S	Min	46	10	9.67	3.7229	34.2778	62.32 %
22	Gal, Kristof	231	S	Maj	49	0	13.35	3.6704	33.7950	61.45 %
23	Gazdik, Lukas	129	S	Min	43	0	11.73	3.6658	33.7526	61.37 %
24	Kurczewski, Slavek	90	S	Min	49	0	13.40	3.6567	33.6689	61.22 %
25	Muller, Alexander	355	S	Maj	54	10	12.25	3.5918	33.0715	60.13 %
26	Smejkal, Martin	291	S	Min	45	0	12.92	3.4830	32.0691	58.31 %
27	Baar, Alexander	208	S	Min	51	0	14.74	3.4600	31.8574	57.92 %
28	Schmidt, Ferdinand	292	S	Min	49	0	14.32	3.4218	31.5058	57.28 %
29	Schneider, Katharina	305	S	Maj	47	0	13.88	3.3862	31.1778	56.69 %
30	Marek, Petr	290	S	Min	47	0	13.96	3.3668	30.9992	56.36 %
31	Bicskei, Beata	141	S	Min	47	0	14.05	3.3452	30.8006	56.00 %
32	Horzinger, Gerhard	274	S	Maj	50	0	15.09	3.3135	30.5083	55.47 %
33	Egger, Thomas	5	S	Min	45	0	13.66	3.2943	30.3319	55.15 %
34	Hanulak, Jozef	183	S	Min	43	0	13.20	3.2576	29.9938	54.53 %
35	Mayr, Matthias	285	S	Min	45	0	13.89	3.2397	29.8296	54.24 %
36	Ridoskova, Alexandra	161	S	Min	43	0	13.35	3.2210	29.6568	53.92 %
37	Ribisch, Hans-Peter	266	S	Min	53	0	16.54	3.2044	29.5038	53.64 %
38	Racek, Jaroslav	98	S	Min	51	0	15.96	3.1955	29.4222	53.49 %
39	Labanc, Martin	102	S	Min	53	0	16.96	3.1250	28.7731	52.31 %
40	Kovac, Ondrej	U	S	Maj	46	0	14.75	3.1186	28.7146	52.21 %
41	Pasztor, Viktor	105	S	Min	45	0	14.50	3.1034	28.5747	51.95 %
42	Botkova, Zuzana	333	S	Min	45	0	14.54	3.0949	28.4961	51.81 %
43	Leszczynska, Julia	83	S	Min	47	0	15.38	3.0559	28.1371	51.16 %
44	Szalai, Laszlo	52	S	Maj	50	0	16.40	3.0488	28.0714	51.04 %
45	Mikes, Filip	29	S	Maj	46	0	15.24	3.0184	27.7914	50.53 %
46	Biedermann, Thomas	2	S	Maj	44	10	11.32	3.0035	27.6548	50.28 %
47	Molitor, Armin	282	S	Min	53	0	17.74	2.9876	27.5080	50.01 %
48	Bicsak, Laszlo Andras	79	S	Min	49	0	16.52	2.9661	27.3101	49.65 %
49	Albrecht, Zoltan	377	S	Maj	45	10	11.91	2.9387	27.0579	49.20 %
50	Winkler, Kilian	283	S	Min	47	0	16.06	2.9265	26.9457	48.99 %
51	Sirtl, Andreas	354	S	Min	45	0	15.42	2.9183	26.8699	48.85 %
52	Zsolt, Lazar	376	S	Min	49	0	16.80	2.9167	26.8549	48.83 %
53	Gombalik, Ladislav	128	S	Min	43	0	14.76	2.9133	26.8237	48.77 %
54	Wakolbinger, Martin	321	S	Min	49	0	16.83	2.9115	26.8071	48.74 %
55	Kosikova, Simona	92	S	Min	43	0	15.11	2.8458	26.2024	47.64 %
56	Pancik, Lubomir	94	S	Min	49	0	17.35	2.8242	26.0036	47.28 %
57	Misik, Peter	184	S	Min	44	10	12.70	2.6772	24.6498	44.82 %
58	Seiberl, Thomas	309	S	Min	47	0	17.74	2.6494	24.3939	44.35 %
59	Kovacs, Gyula	137	S	Min	43	0	16.30	2.6380	24.2895	44.16 %
60	Rojko, Marek	133	S	Min	45	0	17.10	2.6316	24.2300	44.05 %
61	Szczesna, Anna	110	S	Min	39	0	15.24	2.5591	23.5623	42.84 %
62	Pajor, Zoltan	134	S	Min	51	0	20.40	2.5000	23.0185	41.85 %
63	Noga, Tadeusz	45	S	Min	45	0	18.17	2.4766	22.8032	41.46 %
64	Zdesar, Franci	345	S	Maj	44	10	13.99	2.4303	22.3768	40.69 %
65	Sumaj, Martin	255	S	Min	42	10	13.29	2.4078	22.1698	40.31 %
66	Azbukin, Denis	151	S	Min	47	0	20.30	2.3153	21.3176	38.76 %
67	David, Jaroslav	220	S	Maj	39	10	12.58	2.3052	21.2253	38.59 %
68	Krupinski, Aleksander	48	S	Min	37	0	16.17	2.2882	21.0683	38.31 %

69	Richard, Davidhazi	140	S	Min	47	0	20.60	2.2816	21.0072	38.19 %
70	Satalan, Victor Alex	188	S	Min	41	0	18.05	2.2715	20.9143	38.03 %
71	Popovic, Bohuslav	132	S	Min	49	0	22.47	2.1807	20.0785	36.51 %
72	Brandstetter, Wolfgang	198	S	Min	35	0	16.82	2.0809	19.1593	34.84 %
73	Kainz, Dieter	294	S	Min	45	0	21.74	2.0699	19.0586	34.65 %
74	Szabo, Karoly	135	S	Min	51	0	24.94	2.0449	18.8283	34.23 %
75	Labanc, Daniel	103	S	Min	34	10	12.93	1.8561	17.0903	31.07 %
76	Wurm, Adrian	8	S	Min	36	10	15.68	1.6582	15.2674	27.76 %
77	Zaluska, Witold	22	S	Min	34	10	14.92	1.6086	14.8108	26.93 %
78	Jarco, Barbara	237	S	Min	34	10	15.12	1.5873	14.6149	26.57 %
79	Kor-Hanak, Tibor	339	S	Min	38	20	15.18	1.1858	10.9179	19.85 %
80	Siska, Michal	178	S	Min	37	20	15.98	1.0638	9.7951	17.81 %
81	Paroczai, Rita	336	S	Min	47	20	28.50	0.9474	8.7228	15.86 %
82	Rzesniowiecki, Roman	86	S	Min	33	20	14.43	0.9009	8.2950	15.08 %
83	Gal, Krisztian	230	S	Maj	0	0	0.00	0.0000	0.0000	0.00 %
84	Keller, Richard	20	S	Min	0	0	0.00	0.0000	0.0000	0.00 %
85	Palau, Marika	21	S	Min	0	0	0.00	0.0000	0.0000	0.00 %
86	(DQ) Hua, Wei		U	S	Maj					

Generated by PractiScore for Android (1.7.29 Xiaomi) at 2023-05-10 23:02 +0200

Mosquito Match 2023 HG & PCC - Stejdž 4 - 2023-05-07



Stage Results - Classic

Place	Name	No.	Class	Div	PF	Points	Pen	Time	Hit Factor	Stage Pts	Stage %
1	Szczesny, Bartosz	324		C	Min	50	0	7.77	6.4350	50.0000	100.00 %
2	Cernigoj, Robert	344		C	Min	44	0	7.38	5.9621	46.3252	92.65 %
3	Batki, Gyorgy	381		C	Min	48	0	8.12	5.9113	45.9310	91.86 %
4	Miglecz, Gyula	171		C	Min	50	0	9.07	5.5127	42.8335	85.67 %
5	Kala, Jakub	200		C	Min	46	0	8.58	5.3613	41.6573	83.31 %
6	Kovar, Zbynek	46		C	Min	50	0	10.07	4.9652	38.5799	77.16 %
7	Behal, Jiri	213		C	Min	50	0	10.58	4.7259	36.7202	73.44 %
8	Fischer, Christoph	202		C	Min	48	0	10.37	4.6287	35.9653	71.93 %
9	Poliacik, Martin	257		C	Min	48	0	10.87	4.4158	34.3109	68.62 %
10	Staszczyk, Bartosz	111		C	Min	44	0	10.19	4.3180	33.5505	67.10 %
11	Rauscher, Dietmar	310		C	Maj	50	0	11.73	4.2626	33.1202	66.24 %
12	Bobaly, Mihaly	373		C	Min	48	0	11.28	4.2553	33.0638	66.13 %
13	Szaszi, Csaba	374		C	Min	48	0	11.33	4.2365	32.9179	65.84 %
14	Busza, Marcin	112		C	Min	48	0	12.03	3.9900	31.0025	62.00 %
15	Robert, Farkas	136		C	Maj	47	0	11.87	3.9596	30.7658	61.53 %
16	Fischer, Manfred	267		C	Min	46	0	13.46	3.4175	26.5542	53.11 %
17	Vnucko, Jan	252		C	Min	46	0	18.05	2.5485	19.8017	39.60 %
18	Wieland, Gunter	23		C	Min	42	0	21.36	1.9663	15.2781	30.56 %

Stage Results - Open

Place	Name	No.	Class	Div	PF	Points	Pen	Time	Hit Factor	Stage Pts	Stage %
1	Havlicek, Miroslav	368		O	Maj	48	0	6.62	7.2508	50.0000	100.00 %
2	Samek, Petr	115		O	Maj	49	0	6.91	7.0912	48.8995	97.80 %
3	Henes, Zdenek	189		O	Maj	49	0	7.33	6.6849	46.0977	92.20 %
4	Barkanyi, Laszlo	335		O	Maj	47	0	7.11	6.6104	45.5843	91.17 %
5	Rossetto, Denny	352		O	Min	44	0	6.90	6.3768	43.9734	87.95 %
6	Roland, Pap	337		O	Maj	49	0	7.69	6.3719	43.9396	87.88 %
7	Elkobi, Eliyahu	357		O	Maj	48	0	7.62	6.2992	43.4383	86.88 %
8	Kneringer, Mario	6		O	Maj	49	0	7.93	6.1791	42.6098	85.22 %
9	Sera, Martina	342		O	Maj	50	0	8.37	5.9737	41.1937	82.39 %
10	Tomaini, Fabio	251		O	Maj	49	0	8.23	5.9538	41.0566	82.11 %
11	Muller, Georg	186		O	Maj	50	0	8.47	5.9032	40.7074	81.41 %
12	Sery, Jiri	343		O	Maj	48	0	8.24	5.8252	40.1699	80.34 %
13	Kutsch, Lukas	298		O	Maj	50	0	8.70	5.7471	39.6312	79.26 %
14	Novotny, Jaroslav	346		O	Maj	49	0	8.82	5.5556	38.3102	76.62 %
15	Maierhofer, Christian	320		O	Maj	49	0	8.92	5.4933	37.8807	75.76 %
16	Weber, Gunter	273		O	Maj	49	0	8.96	5.4687	37.7116	75.42 %

17	Pawlik, Celina	325	O	Maj	49	0	9.21	5.3203	36.6879	73.38 %
18	Nandor, Reider	340	O	Maj	46	0	8.72	5.2752	36.3771	72.75 %
19	Lazorik, Maros	127	O	Maj	49	0	9.31	5.2632	36.2939	72.59 %
20	Steurer, Margit	272	O	Maj	50	0	9.65	5.1813	35.7297	71.46 %
21	Eisl, Alexander	314	O	Maj	46	0	8.95	5.1397	35.4423	70.88 %
22	Zeindl, Stefan	3	O	Maj	49	0	9.63	5.0883	35.0878	70.18 %
23	Aigner, Michael	302	O	Maj	49	0	9.79	5.0051	34.5144	69.03 %
24	Gibart, Banyai	338	O	Maj	48	0	9.61	4.9948	34.4433	68.89 %
25	Aigner, Edeltraut	303	O	Maj	47	0	9.53	4.9318	34.0088	68.02 %
26	Till, Raphael	319	O	Maj	50	0	10.66	4.6904	32.3444	64.69 %
27	Kocian, Norbert	180	O	Maj	48	0	10.76	4.4610	30.7621	61.52 %
28	Dvorak, Andrea	315	O	Maj	45	0	10.20	4.4118	30.4228	60.85 %
29	Kwiatkowski, Roland	275	O	Maj	50	0	11.68	4.2808	29.5198	59.04 %
30	Gerencser, Miklos	55	O	Maj	48	0	11.95	4.0167	27.6987	55.40 %
31	Nahule, Ahmad	358	O	Min	50	0	12.92	3.8700	26.6867	53.37 %
32	Zacek, Milan	81	O	Maj	49	0	13.34	3.6732	25.3295	50.66 %
33	Willhalm, Klaus	318	O	Maj	49	0	13.44	3.6458	25.1411	50.28 %
34	Adler, Franz	276	O	Maj	47	0	14.01	3.3547	23.1338	46.27 %
35	Geerts, Hans	33	O	Maj	49	0	16.03	3.0568	21.0790	42.16 %
36	Kneringer, Sandra	7	O	Maj	41	10	11.11	2.7903	19.2413	38.48 %
37	(DQ) Halpern, Shalom		O	Maj						
38	(DQ) Eitan, Gill		O	Maj						

Stage Results - PCC

Place	Name	No.	Class	Div	PF	Points	Pen	Time	Hit Factor	Stage Pts	Stage %
1	Thaler, Martin	199		PCC	Min	48	0	5.77	8.3189	50.0000	100.00 %
2	Szyszka, Amadeusz	261		PCC	Min	48	0	5.79	8.2902	49.8273	99.65 %
3	Popiolek, Grzegorz	146		PCC	Min	46	0	5.66	8.1272	48.8479	97.70 %
4	Nagy, Ernest	330		PCC	Min	50	0	6.26	7.9872	48.0065	96.01 %
5	Fedor, Marian	156		PCC	Min	46	0	6.02	7.6412	45.9268	91.85 %
6	Scepko, Samuel	163		PCC	Min	44	0	5.77	7.6256	45.8333	91.67 %
7	Semic, Matija	222		PCC	Min	50	0	6.57	7.6104	45.7414	91.48 %
8	Synek, Milos	69		PCC	Min	46	0	6.11	7.5286	45.2503	90.50 %
9	Kiss, Gabor	168		PCC	Min	48	0	6.50	7.3846	44.3846	88.77 %
10	Karlin, Marcus	214		PCC	Min	50	0	7.28	6.8681	41.2803	82.56 %
11	Halasi, Gergely	379		PCC	Min	50	0	7.62	6.5617	39.4384	78.88 %
12	Szarvas, Peter	169		PCC	Min	48	0	7.44	6.4516	38.7769	77.55 %
13	Moraru, Andrei	147		PCC	Min	46	0	7.14	6.4426	38.7226	77.45 %
14	Bajc, Ernest	223		PCC	Min	50	0	7.83	6.3857	38.3807	76.76 %
15	Flajszer, Kamil	74		PCC	Min	48	0	7.54	6.3660	38.2626	76.53 %
16	Kastl, Christoph	265		PCC	Min	48	0	7.64	6.2827	37.7618	75.52 %
17	Palka, Jan	225		PCC	Min	44	0	7.10	6.1972	37.2477	74.50 %
18	Hajnsek, Kristjan	349		PCC	Min	48	0	7.80	6.1538	36.9872	73.97 %
19	Gromovas, Andrejus	143		PCC	Min	48	0	7.82	6.1381	36.8926	73.79 %
20	Krychl, Michael	216		PCC	Min	48	0	7.87	6.0991	36.6582	73.32 %
21	Jakube, Patrik	158		PCC	Min	50	0	8.20	6.0976	36.6489	73.30 %
22	Szundi, Andrej	164		PCC	Min	48	0	7.93	6.0530	36.3808	72.76 %
23	Jozsef, Hodi	139		PCC	Min	46	0	7.72	5.9585	35.8134	71.63 %
24	Meles, Radovan	249		PCC	Min	48	0	8.18	5.8680	35.2689	70.54 %
25	Waldschutz, Wolfgang	218		PCC	Min	50	0	8.54	5.8548	35.1898	70.38 %
26	Kubus, Mats	242		PCC	Min	46	0	8.04	5.7214	34.3880	68.78 %
27	Veres, Robert	260		PCC	Min	50	0	8.75	5.7143	34.3452	68.69 %
28	Ambrus, Oliver	167		PCC	Min	50	0	8.76	5.7078	34.3060	68.61 %
29	Boca, Rastislav	155		PCC	Min	46	0	8.06	5.7072	34.3026	68.61 %
30	Rehak, Michael	219		PCC	Min	48	0	8.47	5.6671	34.0614	68.12 %
31	Prandstotter, Martin	299		PCC	Min	48	0	8.53	5.6272	33.8218	67.64 %
32	Thalmann, Daniel	288		PCC	Min	50	0	8.94	5.5928	33.6153	67.23 %
33	Sirk, Julius	296		PCC	Min	50	10	7.50	5.3333	32.0556	64.11 %
34	Ladisich, Robert	263		PCC	Min	48	0	9.02	5.3215	31.9845	63.97 %
35	Moretti, Nico	234		PCC	Min	44	0	8.27	5.3204	31.9780	63.96 %
36	Pevek, Markus	217		PCC	Min	50	0	9.44	5.2966	31.8348	63.67 %

37	Kominek, Jiri	212	PCC	Min	44	0	8.32	5.2885	31.7859	63.57 %
38	Ebner, Christoph	286	PCC	Min	44	0	8.34	5.2758	31.7096	63.42 %
39	Novak, Lubor	190	PCC	Min	48	0	9.12	5.2632	31.6338	63.27 %
40	Berger, Franz	206	PCC	Min	48	0	9.29	5.1668	31.0549	62.11 %
41	Sotet, Gabor	38	PCC	Min	50	0	9.69	5.1600	31.0135	62.03 %
42	Palmai, Adam	172	PCC	Min	48	0	9.43	5.0901	30.5938	61.19 %
43	Kubac, Vitezslav	68	PCC	Min	48	0	9.51	5.0473	30.3365	60.67 %
44	Tomascin, Andrej	247	PCC	Min	41	10	6.15	5.0407	30.2964	60.59 %
45	Weissl, Martin	204	PCC	Min	50	0	10.04	4.9801	29.9324	59.86 %
46	Ferenc, Karadi	174	PCC	Min	46	0	9.60	4.7917	28.7999	57.60 %
47	Spratek, Dusan	246	PCC	Min	50	0	10.45	4.7847	28.7580	57.52 %
48	Norbert, Kara	175	PCC	Min	44	0	9.28	4.7414	28.4977	57.00 %
49	Coroban, Iurie	125	PCC	Min	48	10	8.32	4.5673	27.4514	54.90 %
50	Busolin, Pavel	77	PCC	Min	44	0	9.75	4.5128	27.1239	54.25 %
51	Erdelyi, Lilla	176	PCC	Min	50	0	11.08	4.5126	27.1228	54.25 %
52	Jozsef, Santa	380	PCC	Min	50	0	11.11	4.5005	27.0496	54.10 %
53	Jud, Manfred	297	PCC	Min	46	0	10.43	4.4104	26.5081	53.02 %
54	Lenzelbauer, Peter	121	PCC	Min	44	0	10.03	4.3868	26.3667	52.73 %
55	Kisters, Rob	36	PCC	Min	50	0	11.64	4.2955	25.8179	51.64 %
56	Hars, Roland	382	PCC	Min	50	0	11.97	4.1771	25.1062	50.21 %
57	Radolec, Milan	59	PCC	Min	50	0	12.47	4.0096	24.0995	48.20 %
58	Kerber, Gerald	268	PCC	Min	50	0	12.48	4.0064	24.0802	48.16 %
59	Riedhart, Hermann	284	PCC	Min	50	0	14.15	3.5336	21.2382	42.48 %
60	Bulko, Peter	153	PCC	Min	46	0	13.56	3.3923	20.3893	40.78 %
61	Muehlegger, Sarah	306	PCC	Min	44	0	14.19	3.1008	18.6370	37.27 %
62	Ladisich, Sonja	264	PCC	Min	48	0	16.05	2.9907	17.9751	35.95 %

Stage Results - Production

Place	Name	No.	Class	Div	PF	Points	Pen	Time	Hit Factor	Stage Pts	Stage %
1	Stepan, Michal	221		P	Min	50	0	6.79	7.3638	50.0000	100.00 %
2	Momcilovic, Ljubisa	15		P	Min	50	0	7.21	6.9348	47.0874	94.17 %
3	Szundi, Mate	162		P	Min	50	0	7.40	6.7568	45.8784	91.76 %
4	Cimos, Donatas	106		P	Min	48	0	7.31	6.5663	44.5855	89.17 %
5	Chmura, Tomas	245		P	Min	48	0	7.56	6.3492	43.1111	86.22 %
6	Popovic, Aleksa	17		P	Min	48	0	7.63	6.2910	42.7156	85.43 %
7	Vysny, Marian	244		P	Min	50	0	8.01	6.2422	42.3845	84.77 %
8	Simon, Heiligenbrunner	209		P	Min	50	0	8.42	5.9382	40.3207	80.64 %
9	Gheorghii, Caldarari	150		P	Min	50	0	8.43	5.9312	40.2728	80.55 %
10	Ulreich, Rainer	117		P	Min	50	0	8.45	5.9172	40.1775	80.36 %
11	Bindik, Franta	363		P	Min	48	0	8.20	5.8537	39.7463	79.49 %
12	Tichy, Lukas	97		P	Min	46	0	7.91	5.8154	39.4867	78.97 %
13	Liehne, Jan	371		P	Min	50	0	8.69	5.7537	39.0679	78.14 %
14	Talpas, Jozef	84		P	Min	46	0	8.12	5.6650	38.4655	76.93 %
15	Tomolya, Stepan	350		P	Min	50	0	9.15	5.4645	37.1038	74.21 %
16	Sciranka, Martin	10		P	Min	50	0	9.25	5.4054	36.7027	73.41 %
17	Gasteiger, Klaus	205		P	Min	48	0	8.95	5.3631	36.4156	72.83 %
18	Iacomini, Stefano	334		P	Min	50	0	9.33	5.3591	36.3880	72.78 %
19	Sliva, Tomas	49		P	Min	46	0	8.92	5.1570	35.0157	70.03 %
20	Majstorovic, Davor	13		P	Min	48	0	9.45	5.0794	34.4889	68.98 %
21	Kendlbacher, Florian	304		P	Min	50	0	9.89	5.0556	34.3276	68.66 %
22	Gahir ml., Marek		U	P	Min	48	0	9.73	4.9332	33.4964	66.99 %
23	Najmonova, Hana	367		P	Min	48	0	9.76	4.9180	33.3934	66.79 %
24	Cemsak, Martin	250		P	Min	46	0	9.37	4.9093	33.3340	66.67 %
25	Polievka, Lubomir	85		P	Min	48	0	9.78	4.9080	33.3252	66.65 %
26	Simek, Lukas		Trieda	P	Min	48	0	9.85	4.8731	33.0883	66.18 %
27	Dzuho, Elvir	42		P	Min	50	0	10.29	4.8591	32.9932	65.99 %
28	Momcilovic, Snezana	16		P	Min	48	0	9.99	4.8048	32.6246	65.25 %
29	Obermajer, Attila	378		P	Min	50	0	10.55	4.7393	32.1801	64.36 %
30	Sedy, Roman		U	P	Min	50	0	10.64	4.6992	31.9079	63.82 %
31	Michalec, Lubomir	119		P	Min	44	0	9.38	4.6908	31.8507	63.70 %
32	Dolezal, Philipp	262		P	Min	46	0	9.95	4.6231	31.3910	62.78 %

33	Kreutz, Erich	182	P	Min	48	0	10.54	4.5541	30.9222	61.84 %
34	Saric, Goran	14	P	Min	48	0	10.58	4.5369	30.8053	61.61 %
35	Mindek, Martin	32	P	Min	48	0	10.69	4.4902	30.4883	60.98 %
36	Gadek, Wojciech	56	P	Min	50	0	11.14	4.4883	30.4758	60.95 %
37	drimaj, Peter	124	P	Min	46	0	10.51	4.3768	29.7184	59.44 %
38	Dipa, Dzenan	41	P	Min	50	0	11.52	4.3403	29.4705	58.94 %
39	Cipkus, Zilvinas	109	P	Min	48	0	11.07	4.3360	29.4417	58.88 %
40	Trencan, Peter	256	P	Min	50	0	11.58	4.3178	29.3178	58.64 %
41	Vielhaber, Gunther	270	P	Min	48	0	11.30	4.2478	28.8425	57.68 %
42	Nemcova, Petra	122	P	Min	46	0	11.05	4.1629	28.2661	56.53 %
43	Balazs, Zoltan	U	P	Min	48	0	11.58	4.1451	28.1451	56.29 %
44	Tobias, Matyas	19	P	Min	48	0	11.68	4.1096	27.9041	55.81 %
45	Velic, Miroslav	154	P	Min	44	0	10.82	4.0665	27.6118	55.22 %
46	Ruzicka, Milan	88	P	Min	46	0	11.34	4.0564	27.5432	55.09 %
47	Istvan, Bujdoso	27	P	Min	44	0	10.91	4.0330	27.3841	54.77 %
48	Musial, Pawel	24	P	Min	50	0	12.42	4.0258	27.3349	54.67 %
49	Lengauer, Timo	232	P	Min	48	0	12.06	3.9801	27.0249	54.05 %
50	Lennert, Adam	281	P	Min	50	0	12.77	3.9154	26.5857	53.17 %
51	Kastner, Kerstin	192	P	Min	48	0	12.29	3.9056	26.5191	53.04 %
52	Vancura, Jan	201	P	Min	48	0	12.39	3.8741	26.3051	52.61 %
53	Tomcala, Peter	31	P	Min	44	0	11.45	3.8428	26.0926	52.19 %
54	Brezina, Marek	240	P	Min	40	0	10.46	3.8241	25.9656	51.93 %
55	Leonardelli, Laura	248	P	Min	46	0	12.09	3.8048	25.8346	51.67 %
56	Bakalar, Martin	28	P	Min	48	0	12.69	3.7825	25.6832	51.37 %
57	Reiter, Celine	233	P	Min	46	0	12.35	3.7247	25.2907	50.58 %
58	Polak, Peter	253	P	Min	48	0	12.97	3.7008	25.1288	50.26 %
59	Cumova, Miroslava	224	P	Min	46	0	12.51	3.6771	24.9672	49.93 %
60	Sneberger, Jakub	123	P	Min	50	0	13.60	3.6765	24.9632	49.93 %
61	Pancik, Vladimir	96	P	Min	48	0	13.08	3.6697	24.9174	49.83 %
62	Krejcirova, Lenka	229	P	Min	50	0	13.67	3.6576	24.8354	49.67 %
63	Bednarik, Marian	179	P	Min	48	0	13.28	3.6145	24.5422	49.08 %
64	Rajman, Jiri	369	P	Min	46	0	12.75	3.6078	24.4973	48.99 %
65	Popluhar, Patrik	181	P	Min	50	0	13.92	3.5920	24.3894	48.78 %
66	Varos, Peter	243	P	Min	48	0	13.68	3.5088	23.8246	47.65 %
67	Racek, Jarda	99	P	Min	42	0	12.38	3.3926	23.0355	46.07 %
68	Moser, Werner	279	P	Min	46	0	14.79	3.1102	21.1183	42.24 %
69	Kupcak, Vladimir	62	P	Min	50	0	16.31	3.0656	20.8155	41.63 %
70	Weissnegger, Barbara	116	P	Min	48	0	16.32	2.9412	19.9706	39.94 %
71	Pils, Lukas	312	P	Min	48	0	17.44	2.7523	18.6881	37.38 %
72	Man, Jakob	351	P	Min	38	0	14.01	2.7123	18.4168	36.83 %
73	Bindhammer, Christoph	280	P	Min	41	10	12.24	2.5327	17.1969	34.39 %
74	Zax, Vladlen	361	P	Min	40	0	16.47	2.4287	16.4906	32.98 %
75	Kugler, Karol	89	P	Min	50	0	20.97	2.3844	16.1898	32.38 %
76	Czuczor, Zsolt	73	P	Min	44	0	22.59	1.9478	13.2253	26.45 %
77	Siklosi, Aliz	78	P	Min	42	0	24.98	1.6813	11.4163	22.83 %
78	(DQ) Tkacenko, Vladimir		P	Min						

Stage Results - Production Optics

Place	Name	No.	Class	Div	PF	Points	Pen	Time	Hit Factor	Stage Pts	Stage %
1	Keppel, Dylan	331		PO	Min	50	0	6.01	8.3195	50.0000	100.00 %
2	Hrnciarik, Andrej	126		PO	Min	48	0	6.76	7.1006	42.6746	85.35 %
3	Zapletal, Miroslav	327		PO	Min	46	0	6.48	7.0988	42.6636	85.33 %
4	Zencar jr., Pavol	144		PO	Min	48	0	6.89	6.9666	41.8694	83.74 %
5	Pijacek, Petr	300		PO	Min	48	0	7.24	6.6298	39.8453	79.69 %
6	Holubowski, Tomasz	323		PO	Min	48	0	7.67	6.2581	37.6115	75.22 %
7	Slavik, Daniel	101		PO	Min	48	0	7.86	6.1069	36.7023	73.40 %
8	Sartor, Marco	113		PO	Min	48	0	8.06	5.9553	35.7916	71.58 %
9	Gardian, Michal	347		PO	Min	50	0	8.44	5.9242	35.6043	71.21 %
10	Mayrhofer, Christoph	313		PO	Min	48	0	8.14	5.8968	35.4398	70.88 %
11	Pavlik, Jan	145		PO	Min	50	0	8.50	5.8824	35.3529	70.71 %
12	Kubica, Dusan	70		PO	Min	46	0	7.84	5.8673	35.2628	70.53 %

13	Michalak, Norbert	329		PO	Min	50	0	8.63	5.7937	34.8204	69.64 %
14	Barancik, Ivan	254		PO	Min	50	0	8.66	5.7737	34.6998	69.40 %
15	Galazka, Marcin	328		PO	Min	46	0	8.21	5.6029	33.6736	67.35 %
16	Rief, Martin	196		PO	Min	50	0	9.00	5.5556	33.3889	66.78 %
17	Volk, Alexander	326		PO	Min	44	0	7.93	5.5485	33.3468	66.69 %
18	Cooper, Justin	322		PO	Min	46	0	8.39	5.4827	32.9511	65.90 %
19	Gebhardt, Jurgen	194		PO	Min	48	0	8.76	5.4795	32.9315	65.86 %
20	Penov, Andon	157		PO	Min	46	0	8.43	5.4567	32.7948	65.59 %
21	Skvarenina, Andrej	227		PO	Min	46	0	8.52	5.3991	32.4484	64.90 %
22	Venturato, Giulia	114		PO	Min	48	0	9.00	5.3333	32.0533	64.11 %
23	Kovacs, Attila	375		PO	Min	46	0	8.66	5.3118	31.9238	63.85 %
24	Hatar, Jakub	87		PO	Min	46	0	8.78	5.2392	31.4875	62.97 %
25	Adamec, Lubos	34		PO	Min	46	0	8.81	5.2213	31.3802	62.76 %
26	Hollosi, Nikolette	12		PO	Min	48	0	9.25	5.1892	31.1870	62.37 %
27	Maska, Richard	226		PO	Min	48	0	9.28	5.1724	31.0862	62.17 %
28	Dacic, Dimitrije	18		PO	Min	48	0	9.29	5.1668	31.0527	62.11 %
29	Majling, Andrej	53		PO	Min	46	0	8.96	5.1339	30.8549	61.71 %
30	Redecker, Tomasz		Trieda	PO	Min	48	0	9.51	5.0473	30.3344	60.67 %
31	Satalan, Ovidiu Alex	187		PO	Min	48	0	9.81	4.8930	29.4067	58.81 %
32	Kubicova Bopkova, Eniko	71		PO	Min	50	0	10.22	4.8924	29.4031	58.81 %
33	Cruz, Oliver	118		PO	Min	48	0	9.94	4.8290	29.0221	58.04 %
34	Hukel, Miroslav	93		PO	Min	46	0	9.55	4.8168	28.9487	57.90 %
35	Nemcok, Libor	235		PO	Min	46	0	9.55	4.8168	28.9487	57.90 %
36	Kan, Peter	75		PO	Min	46	0	9.60	4.7917	28.7979	57.60 %
37	Horvath, Beata Zsanett	332		PO	Min	48	0	10.21	4.7013	28.2547	56.51 %
38	Ritter, Jakob	269		PO	Min	44	0	9.36	4.7009	28.2521	56.50 %
39	Kobos, Krzysztof	348		PO	Min	48	0	10.28	4.6693	28.0623	56.12 %
40	Binkevicius, Ramunas	108		PO	Min	42	0	9.00	4.6667	28.0467	56.09 %
41	Stettin, Andreas	4		PO	Min	48	0	10.52	4.5627	27.4221	54.84 %
42	Hofer, Christian	293		PO	Min	44	0	9.65	4.5596	27.4031	54.81 %
43	Mock, Dieter	287		PO	Min	44	0	9.86	4.4625	26.8195	53.64 %
44	Wuhrleitner, Roland	317		PO	Min	44	0	10.51	4.1865	25.1608	50.32 %
45	Vanco, Jan	91		PO	Min	48	0	12.24	3.9216	23.5686	47.14 %
46	Chalupa, Cyril	35		PO	Min	48	0	12.25	3.9184	23.5494	47.10 %
47	Stefaniak, Sebastian	67		PO	Min	44	0	11.36	3.8732	23.2782	46.56 %
48	Zakupszky, Norbert	50		PO	Min	48	0	12.51	3.8369	23.0600	46.12 %
49	Klepac, Ilja	211		PO	Min	50	0	14.01	3.5689	21.4490	42.90 %
50	Talakic, Alan	54		PO	Min	50	0	14.22	3.5162	21.1322	42.26 %
51	Pitonak, Martin	236		PO	Min	46	0	13.43	3.4252	20.5853	41.17 %
52	Zalejsky, Rostislav	301		PO	Min	48	0	14.14	3.3946	20.4017	40.80 %
53	Muhlegger, Bernhard	307		PO	Min	48	0	14.73	3.2587	19.5845	39.17 %
54	Fujasova, Zuzana		U	PO	Min	48	0	15.07	3.1851	19.1427	38.29 %
55	Eder, Robert	308		PO	Min	48	0	15.70	3.0573	18.3745	36.75 %
56	Streber, Jurgen	311		PO	Min	50	0	16.61	3.0102	18.0915	36.18 %
57	Zakupszky, Gabor	51		PO	Min	46	0	18.80	2.4468	14.7053	29.41 %
58	Fichtinger, Markus	25		PO	Min	45	20	10.54	2.3719	14.2552	28.51 %
59	(DQ) Siska, Milos			PO	Min						
60	(DQ) Fellner, Manfred		Trieda	PO	Min						

Stage Results - Revolver

Place	Name	No.	Class	Div	PF	Points	Pen	Time	Hit Factor	Stage Pts	Stage %
1	Kroiss, Robert	207		R	Min	46	0	10.74	4.2831	50.0000	100.00 %
2	Kirchweger, Hermann	316		R	Min	48	0	12.82	3.7441	43.7089	87.42 %
3	Kormanyos, Maria	37		R	Min	46	0	16.37	2.8100	32.8039	65.61 %
4	Mark, Szegedi	138		R	Min	50	0	17.81	2.8074	32.7735	65.55 %

Stage Results - Standard

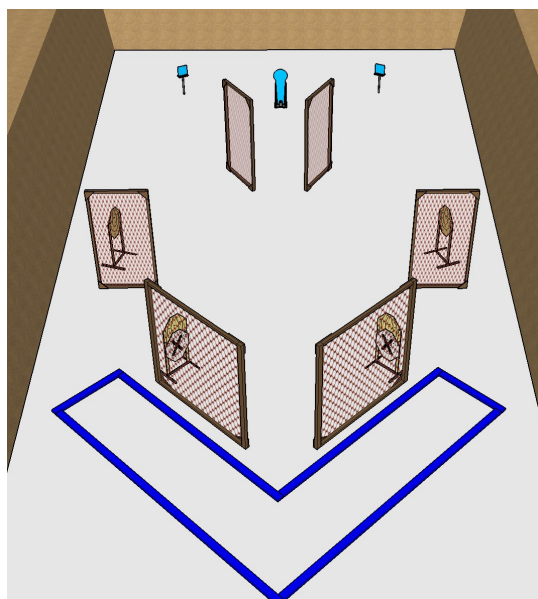
Place	Name	No.	Class	Div	PF	Points	Pen	Time	Hit Factor	Stage Pts	Stage %
1	Liehne, Zdenek	365		S	Maj	50	0	6.89	7.2569	50.0000	100.00 %
2	Znamenacek, Petr	364		S	Maj	50	0	7.22	6.9252	47.7147	95.43 %

3	Rakusan, Josef	366	S	Maj	48	0	7.22	6.6482	45.8061	91.61 %
4	Galstyan, Haykaz	191	S	Min	50	0	7.80	6.4103	44.1667	88.33 %
5	Stranz, Jurgen	152	S	Min	48	0	7.50	6.4000	44.0960	88.19 %
6	Mueller, Sergej	353	S	Maj	49	0	8.53	5.7444	39.5791	79.16 %
7	Koller, Hans Georg	203	S	Maj	47	0	8.29	5.6695	39.0627	78.13 %
8	Mongel, Egon	120	S	Min	46	0	8.13	5.6581	38.9840	77.97 %
9	Benesch, Thomas	295	S	Maj	48	0	9.05	5.3039	36.5436	73.09 %
10	Soustar, Ivo	100	S	Maj	50	0	9.54	5.2411	36.1111	72.22 %
11	Koc, Marcin	82	S	Min	44	0	8.41	5.2319	36.0476	72.10 %
12	Ciesielski, Marcin	11	S	Maj	49	0	9.49	5.1633	35.5753	71.15 %
13	Zdesar, Franci	345	S	Maj	47	0	9.13	5.1479	35.4688	70.94 %
14	Kvasnica, Juraj	30	S	Min	46	0	8.96	5.1339	35.3728	70.75 %
15	Velicko, Laurius	104	S	Maj	48	0	9.43	5.0901	35.0710	70.14 %
16	Cimos, Lech	107	S	Min	48	0	9.48	5.0633	34.8861	69.77 %
17	Biedermann, Thomas	2	S	Maj	49	0	9.71	5.0463	34.7693	69.54 %
18	Zebegney, Robert	258	S	Min	50	0	10.10	4.9505	34.1089	68.22 %
19	Schneider, Katharina	305	S	Maj	48	0	9.70	4.9485	34.0948	68.19 %
20	Stanko, Lubomir	44	S	Min	44	0	9.08	4.8458	33.3877	66.78 %
21	Muller, Alexander	355	S	Maj	46	0	9.67	4.7570	32.7756	65.55 %
22	Misik, Peter	184	S	Min	48	0	10.16	4.7244	32.5512	65.10 %
23	Mayr, Matthias	285	S	Min	48	0	10.20	4.7059	32.4235	64.85 %
24	David, Jaroslav	220	S	Maj	48	0	10.50	4.5714	31.4971	62.99 %
25	Stanislav, Spevak	360	S	Min	42	0	9.21	4.5603	31.4202	62.84 %
26	Smejkal, Martin	291	S	Min	46	0	10.48	4.3893	30.2424	60.48 %
27	Gazdik, Lukas	129	S	Min	44	0	10.16	4.3307	29.8386	59.68 %
28	Molitor, Armin	282	S	Min	48	0	11.12	4.3165	29.7410	59.48 %
29	Pasztor, Viktor	105	S	Min	46	0	10.67	4.3112	29.7038	59.41 %
30	Azbukin, Denis	151	S	Min	48	0	11.31	4.2440	29.2414	58.48 %
31	Kor-Hanak, Tibor	339	S	Min	44	0	10.37	4.2430	29.2343	58.47 %
32	Kopunec, Peter	80	S	Maj	49	0	11.62	4.2169	29.0542	58.11 %
33	Mikes, Filip	29	S	Maj	47	0	11.24	4.1815	28.8105	57.62 %
34	Marek, Petr	290	S	Min	44	0	10.53	4.1785	28.7901	57.58 %
35	Gombalik, Ladislav	128	S	Min	44	0	10.65	4.1315	28.4657	56.93 %
36	Potocky, Peter	95	S	Maj	48	0	11.69	4.1061	28.2908	56.58 %
37	Sumaj, Martin	255	S	Min	50	0	12.31	4.0617	27.9854	55.97 %
38	Bicsak, Laszlo Andras	79	S	Min	48	0	11.94	4.0201	27.6985	55.40 %
39	Mikula, Jozef	259	S	Maj	49	0	12.27	3.9935	27.5151	55.03 %
40	Schmidt, Ferdinand	292	S	Min	50	0	12.58	3.9746	27.3847	54.77 %
41	Racek, Jaroslav	98	S	Min	48	0	12.13	3.9571	27.2646	54.53 %
42	Baar, Alexander	208	S	Min	48	0	12.28	3.9088	26.9316	53.86 %
43	Szalai, Laszlo	52	S	Maj	49	0	12.54	3.9075	26.9226	53.85 %
44	Horzinger, Gerhard	274	S	Maj	50	0	12.93	3.8670	26.6435	53.29 %
45	Gal, Kristof	231	S	Maj	42	0	10.88	3.8603	26.5974	53.19 %
46	Botkova, Zuzana	333	S	Min	46	0	11.95	3.8494	26.5222	53.04 %
47	Egger, Thomas	5	S	Min	48	0	12.59	3.8125	26.2685	52.54 %
48	Pancik, Lubomir	94	S	Min	48	0	12.73	3.7706	25.9796	51.96 %
49	Ridoskova, Alexandra	161	S	Min	46	0	12.20	3.7705	25.9787	51.96 %
50	Hanulak, Jozef	183	S	Min	48	0	12.74	3.7677	25.9592	51.92 %
51	Ribisch, Hans-Peter	266	S	Min	50	0	13.28	3.7651	25.9413	51.88 %
52	Wakolbinger, Martin	321	S	Min	50	0	13.43	3.7230	25.6515	51.30 %
53	Leszczynska, Julia	83	S	Min	42	0	11.35	3.7004	25.4960	50.99 %
54	Brandstetter, Wolfgang	198	S	Min	46	0	12.73	3.6135	24.8971	49.79 %
55	Pajor, Zoltan	134	S	Min	46	0	12.76	3.6050	24.8386	49.68 %
56	Kainz, Dieter	294	S	Min	50	0	13.91	3.5945	24.7664	49.53 %
57	Zaluska, Witold	22	S	Min	50	0	14.00	3.5714	24.6071	49.21 %
58	Labanc, Daniel	103	S	Min	38	0	10.65	3.5681	24.5840	49.17 %
59	Jarco, Barbara	237	S	Min	46	0	13.03	3.5303	24.3239	48.65 %
60	Szczesna, Anna	110	S	Min	48	0	13.71	3.5011	24.1225	48.25 %
61	Sirtl, Andreas	354	S	Min	44	0	12.63	3.4838	24.0032	48.01 %
62	Wurm, Adrian	8	S	Min	50	0	14.37	3.4795	23.9736	47.95 %
63	Labanc, Martin	102	S	Min	48	0	13.80	3.4783	23.9652	47.93 %
64	Zsolt, Lazar	376	S	Min	46	0	13.40	3.4328	23.6522	47.30 %

65	Kurczewski, Slavek	90	S	Min	44	0	13.07	3.3665	23.1951	46.39 %	
66	Popovic, Bohuslav	132	S	Min	46	0	13.93	3.3022	22.7523	45.50 %	
67	Kosikova, Simona	92	S	Min	48	0	14.82	3.2389	22.3158	44.63 %	
68	Noga, Tadeusz	45	S	Min	46	0	14.94	3.0790	21.2142	42.43 %	
69	Albrecht, Zoltan	377	S	Maj	43	10	10.92	3.0220	20.8214	41.64 %	
70	Bicskei, Beata	141	S	Min	42	0	14.07	2.9851	20.5672	41.13 %	
71	Siska, Michal	178	S	Min	46	0	15.46	2.9754	20.5006	41.00 %	
72	Kovac, Ondrej		U	S	Maj	49	0	16.47	2.9751	20.4985	41.00 %
73	Rzesniowiecki, Roman	86	S	Min	48	0	16.37	2.9322	20.2028	40.41 %	
74	Winkler, Kilian	283	S	Min	40	0	13.88	2.8818	19.8559	39.71 %	
75	Krupinski, Aleksander	48	S	Min	44	0	15.92	2.7638	19.0427	38.09 %	
76	Satalan, Victor Alex	188	S	Min	43	10	12.14	2.7183	18.7290	37.46 %	
77	Seiberl, Thomas	309	S	Min	48	0	17.71	2.7103	18.6742	37.35 %	
78	Richard, Davidhazi	140	S	Min	50	0	19.94	2.5075	17.2768	34.55 %	
79	Kovacs, Gyula	137	S	Min	44	0	17.85	2.4650	16.9838	33.97 %	
80	Szabo, Karoly	135	S	Min	44	0	21.24	2.0716	14.2731	28.55 %	
81	Paroczai, Rita	336	S	Min	34	0	18.21	1.8671	12.8644	25.73 %	
82	Rojko, Marek	133	S	Min	37	10	14.48	1.8646	12.8474	25.69 %	
83	Gal, Krisztian	230	S	Maj	0	0	0.00	0.0000	0.0000	0.00 %	
84	Keller, Richard	20	S	Min	0	0	0.00	0.0000	0.0000	0.00 %	
85	Palau, Marika	21	S	Min	0	0	0.00	0.0000	0.0000	0.00 %	
86	(DQ) Hua, Wei		U	S	Maj						

Generated by PractiScore for Android (1.7.29 Xiaomi) at 2023-05-10 23:02 +0200

Mosquito Match 2023 HG & PCC - Stejdž 5 - 2023-05-07



Stage Results - Classic

Place	Name	No.	Class	Div	PF	Points	Pen	Time	Hit Factor	Stage Pts	Stage %
1	Szczesny, Bartosz	324		C	Min	55	0	8.71	6.3146	55.0000	100.00 %
2	Batki, Gyorgy	381		C	Min	55	0	9.27	5.9331	51.6775	93.96 %
3	Kala, Jakub	200		C	Min	51	0	9.33	5.4662	47.6109	86.57 %
4	Behal, Jiri	213		C	Min	55	0	10.47	5.2531	45.7545	83.19 %
5	Cernigoj, Robert	344		C	Min	53	10	8.58	5.0117	43.6515	79.37 %
6	Kovar, Zbynek	46		C	Min	51	0	10.23	4.9853	43.4223	78.95 %
7	Poliacik, Martin	257		C	Min	53	0	11.68	4.5377	39.5231	71.86 %
8	Rauscher, Dietmar	310		C	Maj	55	0	12.16	4.5230	39.3956	71.63 %
9	Fischer, Christoph	202		C	Min	53	0	12.08	4.3874	38.2144	69.48 %
10	Bobaly, Mihaly	373		C	Min	55	0	12.77	4.3070	37.5137	68.21 %
11	Robert, Farkas	136		C	Maj	52	0	12.58	4.1335	36.0032	65.46 %
12	Busza, Marcin	112		C	Min	53	0	13.22	4.0091	34.9191	63.49 %
13	Szaszi, Csaba	374		C	Min	53	0	13.60	3.8971	33.9434	61.72 %
14	Fischer, Manfred	267		C	Min	47	0	12.11	3.8811	33.8043	61.46 %
15	Vnucko, Jan	252		C	Min	53	0	15.09	3.5123	30.5918	55.62 %
16	Staszczyk, Bartosz	111		C	Min	47	0	14.50	3.2414	28.2324	51.33 %
17	Wieland, Gunter	23		C	Min	49	0	15.85	3.0915	26.9268	48.96 %
18	Migleczy, Gyula	171		C	Min	53	0	17.36	3.0530	26.5916	48.35 %

Stage Results - Open

Place	Name	No.	Class	Div	PF	Points	Pen	Time	Hit Factor	Stage Pts	Stage %
1	Havlicek, Miroslav	368		O	Maj	53	0	7.39	7.1719	55.0000	100.00 %
2	Samek, Petr	115		O	Maj	52	0	7.30	7.1233	54.6276	99.32 %
3	Tomaini, Fabio	251		O	Maj	54	0	7.88	6.8528	52.5532	95.55 %
4	Rossetto, Denny	352		O	Min	51	0	7.77	6.5637	50.3362	91.52 %
5	Kneringer, Mario	6		O	Maj	54	0	8.53	6.3306	48.5485	88.27 %
6	Sera, Martina	342		O	Maj	52	0	8.23	6.3183	48.4546	88.10 %
7	Elkobi, Eliyahu	357		O	Maj	54	0	8.60	6.2791	48.1534	87.55 %
8	Henes, Zdenek	189		O	Maj	54	0	8.92	6.0538	46.4259	84.41 %
9	Novotny, Jaroslav	346		O	Maj	54	0	9.02	5.9867	45.9112	83.47 %
10	Barkanyi, Laszlo	335		O	Maj	53	0	8.97	5.9086	45.3122	82.39 %
11	Kutschi, Lukas	298		O	Maj	51	0	8.93	5.7111	43.7976	79.63 %
12	Weber, Gunter	273		O	Maj	55	0	9.97	5.5165	42.3057	76.92 %
13	Muller, Georg	186		O	Maj	54	0	9.81	5.5046	42.2140	76.75 %
14	Steurer, Margit	272		O	Maj	54	0	9.92	5.4435	41.7459	75.90 %
15	Nandor, Reider	340		O	Maj	50	0	9.31	5.3706	41.1862	74.88 %
16	Pawlik, Celina	325		O	Maj	53	0	9.90	5.3535	41.0556	74.65 %

17	Zeindl, Stefan	3	O	Maj	54	0	10.43	5.1774	39.7046	72.19 %
18	Aigner, Michael	302	O	Maj	55	0	10.91	5.0412	38.6607	70.29 %
19	Sery, Jiri	343	O	Maj	54	0	10.76	5.0186	38.4869	69.98 %
20	Aigner, Edeltraut	303	O	Maj	54	0	10.77	5.0139	38.4511	69.91 %
21	Till, Raphael	319	O	Maj	52	0	10.62	4.8964	37.5500	68.27 %
22	Kocian, Norbert	180	O	Maj	55	0	11.32	4.8587	37.2604	67.75 %
23	Dvorak, Andrea	315	O	Maj	55	0	11.62	4.7332	36.2984	66.00 %
24	Maierhofer, Christian	320	O	Maj	54	0	11.56	4.6713	35.8234	65.13 %
25	Lazorik, Maros	127	O	Maj	53	0	11.49	4.6127	35.3742	64.32 %
26	Willhalm, Klaus	318	O	Maj	55	0	12.15	4.5267	34.7150	63.12 %
27	Gerencser, Miklos	55	O	Maj	53	0	12.48	4.2468	32.5681	59.21 %
28	Zacek, Milan	81	O	Maj	53	0	14.08	3.7642	28.8672	52.49 %
29	Kneringer, Sandra	7	O	Maj	53	0	14.11	3.7562	28.8058	52.37 %
30	Kwiatkowski, Roland	275	O	Maj	53	0	14.12	3.7535	28.7854	52.34 %
31	Nahule, Ahmad	358	O	Min	51	0	13.70	3.7226	28.5483	51.91 %
32	Eisl, Alexander	314	O	Maj	52	0	15.67	3.3184	25.4487	46.27 %
33	Geerts, Hans	33	O	Maj	48	0	16.79	2.8588	21.9241	39.86 %
34	Roland, Pap	337	O	Maj	47	20	10.10	2.6733	20.5009	37.27 %
35	Adler, Franz	276	O	Maj	48	10	15.87	2.3945	18.3628	33.39 %
36	Gibart, Banyai	338	O	Maj	43	40	11.94	0.2513	1.9269	3.50 %
37	(DQ) Halpern, Shalom		O	Maj						
38	(DQ) Eitan, Gill		O	Maj						

Stage Results - PCC

Place	Name	No.	Class	Div	PF	Points	Pen	Time	Hit Factor	Stage Pts	Stage %
1	Nagy, Ernest	330		PCC	Min	55	0	6.89	7.9826	55.0000	100.00 %
2	Scepko, Samuel	163		PCC	Min	55	0	7.06	7.7904	53.6756	97.59 %
3	Fedor, Marian	156		PCC	Min	53	0	7.14	7.4230	51.1443	92.99 %
4	Synek, Milos	69		PCC	Min	53	0	7.35	7.2109	49.6830	90.33 %
5	Szyszk, Amadeusz	261		PCC	Min	49	0	6.81	7.1953	49.5756	90.14 %
6	Semic, Matija	222		PCC	Min	55	0	7.70	7.1429	49.2143	89.48 %
7	Thaler, Martin	199		PCC	Min	53	0	7.43	7.1332	49.1480	89.36 %
8	Sirk, Julius	296		PCC	Min	55	0	8.05	6.8323	47.0745	85.59 %
9	Karlin, Marcus	214		PCC	Min	55	0	8.19	6.7155	46.2698	84.13 %
10	Gromovas, Andrejus	143		PCC	Min	55	0	8.24	6.6748	45.9891	83.62 %
11	Palka, Jan	225		PCC	Min	51	0	7.69	6.6320	45.6944	83.08 %
12	Halasi, Gergely	379		PCC	Min	53	0	8.04	6.5920	45.4192	82.58 %
13	Popiolek, Grzegorz	146		PCC	Min	51	0	7.79	6.5469	45.1078	82.01 %
14	Jakube, Patrik	158		PCC	Min	55	0	8.42	6.5321	45.0059	81.83 %
15	Ebner, Christoph	286		PCC	Min	53	0	8.22	6.4477	44.4246	80.77 %
16	Pevek, Markus	217		PCC	Min	55	0	8.57	6.4177	44.2182	80.40 %
17	Prandstotter, Martin	299		PCC	Min	55	0	8.70	6.3218	43.5575	79.20 %
18	Jozsef, Hodi	139		PCC	Min	53	0	8.40	6.3095	43.4726	79.04 %
19	Veres, Robert	260		PCC	Min	55	0	8.79	6.2571	43.1115	78.38 %
20	Hajnsek, Kristjan	349		PCC	Min	55	0	8.82	6.2358	42.9649	78.12 %
21	Boca, Rastislav	155		PCC	Min	53	0	8.50	6.2353	42.9612	78.11 %
22	Moretti, Nico	234		PCC	Min	51	0	8.21	6.2119	42.8002	77.82 %
23	Szarvas, Peter	169		PCC	Min	55	0	8.95	6.1453	42.3408	76.98 %
24	Szundi, Andrej	164		PCC	Min	55	0	8.95	6.1453	42.3408	76.98 %
25	Kiss, Gabor	168		PCC	Min	53	0	8.67	6.1130	42.1188	76.58 %
26	Meles, Radovan	249		PCC	Min	53	0	8.71	6.0850	41.9254	76.23 %
27	Bajc, Ernest	223		PCC	Min	55	0	9.17	5.9978	41.3250	75.14 %
28	Ambrus, Oliver	167		PCC	Min	53	0	9.12	5.8114	40.0406	72.80 %
29	Krychl, Michael	216		PCC	Min	53	0	9.41	5.6323	38.8066	70.56 %
30	Kastl, Christoph	265		PCC	Min	51	0	9.08	5.6167	38.6993	70.36 %
31	Kisters, Rob	36		PCC	Min	55	0	9.81	5.6065	38.6290	70.23 %
32	Flajszer, Kamil	74		PCC	Min	53	0	9.70	5.4639	37.6464	68.45 %
33	Thalmann, Daniel	288		PCC	Min	51	0	9.36	5.4487	37.5417	68.26 %
34	Waldschutz, Wolfgang	218		PCC	Min	51	0	9.44	5.4025	37.2235	67.68 %
35	Kubac, Vitezslav	68		PCC	Min	51	0	9.59	5.3180	36.6413	66.62 %
36	Lenzelbauer, Peter	121		PCC	Min	55	0	10.42	5.2783	36.3676	66.12 %

37	Tomascin, Andrej	247	PCC	Min	53	10	8.22	5.2311	36.0426	65.53 %
38	Ladisich, Robert	263	PCC	Min	55	0	10.54	5.2182	35.9535	65.37 %
39	Norbert, Kara	175	PCC	Min	55	0	10.69	5.1450	35.4490	64.45 %
40	Sotet, Gabor	38	PCC	Min	51	0	10.20	5.0000	34.4500	62.64 %
41	Hars, Roland	382	PCC	Min	53	0	10.75	4.9302	33.9693	61.76 %
42	Weissl, Martin	204	PCC	Min	55	0	11.16	4.9283	33.9561	61.74 %
43	Busolin, Pavel	77	PCC	Min	53	0	10.91	4.8579	33.4711	60.86 %
44	Palmai, Adam	172	PCC	Min	53	0	11.13	4.7619	32.8095	59.65 %
45	Jud, Manfred	297	PCC	Min	53	0	11.16	4.7491	32.7213	59.49 %
46	Rehak, Michael	219	PCC	Min	49	0	10.38	4.7206	32.5250	59.14 %
47	Moraru, Andrei	147	PCC	Min	51	10	8.78	4.6697	32.1743	58.50 %
48	Coroban, Iurie	125	PCC	Min	53	10	9.24	4.6537	32.0639	58.30 %
49	Kominek, Jiri	212	PCC	Min	55	0	12.23	4.4971	30.9853	56.34 %
50	Spratek, Dusan	246	PCC	Min	53	0	11.88	4.4613	30.7382	55.89 %
51	Erdelyi, Lilla	176	PCC	Min	51	0	11.86	4.3002	29.6282	53.87 %
52	Novak, Lubor	190	PCC	Min	55	0	12.82	4.2902	29.5593	53.74 %
53	Muehlegger, Sarah	306	PCC	Min	51	0	12.50	4.0800	28.1112	51.11 %
54	Kubus, Mats	242	PCC	Min	49	10	10.70	3.6449	25.1131	45.66 %
55	Ferenc, Karadi	174	PCC	Min	51	0	14.53	3.5100	24.1838	43.97 %
56	Ladisich, Sonja	264	PCC	Min	53	0	18.06	2.9347	20.2198	36.76 %
57	Bulko, Peter	153	PCC	Min	50	20	10.39	2.8874	19.8941	36.17 %
58	Kerber, Gerald	268	PCC	Min	55	10	19.80	2.2727	15.6591	28.47 %
59	Radolec, Milan	59	PCC	Min	53	0	24.04	2.2047	15.1901	27.62 %
60	Berger, Franz	206	PCC	Min	50	10	20.85	1.9185	13.2182	24.03 %
61	Riedhart, Hermann	284	PCC	Min	50	20	15.76	1.9036	13.1155	23.85 %
62	Jozsef, Santa	380	PCC	Min	48	30	16.95	1.0619	7.3168	13.30 %

Stage Results - Production

Place	Name	No.	Class	Div	PF	Points	Pen	Time	Hit Factor	Stage Pts	Stage %
1	Stepan, Michal	221		P	Min	53	0	7.31	7.2503	55.0000	100.00 %
2	Popovic, Aleksa	17		P	Min	53	0	7.47	7.0950	53.8220	97.86 %
3	Chmura, Tomas	245		P	Min	55	0	7.92	6.9444	52.6795	95.78 %
4	Momcilovic, Ljubisa	15		P	Min	53	0	8.13	6.5191	49.4526	89.91 %
5	Cimos, Donatas	106		P	Min	51	0	8.07	6.3197	47.9403	87.16 %
6	Majstorovic, Davor	13		P	Min	53	0	8.82	6.0091	45.5839	82.88 %
7	Szundi, Mate	162		P	Min	49	0	8.40	5.8333	44.2508	80.46 %
8	Ulreich, Rainer	117		P	Min	55	0	9.53	5.7712	43.7798	79.60 %
9	Tomolya, Stepan	350		P	Min	53	0	9.43	5.6204	42.6352	77.52 %
10	Gheorghii, Caldarari	150		P	Min	51	0	9.18	5.5556	42.1436	76.62 %
11	Simon, Heiligenbrunner	209		P	Min	55	0	9.99	5.5055	41.7639	75.93 %
12	Sliva, Tomas	49		P	Min	55	0	10.38	5.2987	40.1948	73.08 %
13	Michalec, Lubomir	119		P	Min	53	0	10.12	5.2372	39.7283	72.23 %
14	Gahir ml., Marek		U	P	Min	53	0	10.16	5.2165	39.5719	71.95 %
15	Tichy, Lukas	97		P	Min	51	0	9.78	5.2147	39.5581	71.92 %
16	Vysny, Marian	244		P	Min	53	0	10.21	5.1910	39.3781	71.60 %
17	Liehne, Jan	371		P	Min	55	0	10.61	5.1838	39.3234	71.50 %
18	Talpas, Jozef	84		P	Min	51	0	9.89	5.1567	39.1181	71.12 %
19	Bednarik, Marian	179		P	Min	53	0	10.45	5.0718	38.4737	69.95 %
20	Polievka, Lubomir	85		P	Min	53	0	10.48	5.0573	38.3635	69.75 %
21	Brezina, Marek	240		P	Min	49	0	9.76	5.0205	38.0847	69.24 %
22	Iacomini, Stefano	334		P	Min	51	0	10.32	4.9419	37.4882	68.16 %
23	Obermajer, Attila	378		P	Min	53	0	10.83	4.8938	37.1237	67.50 %
24	Balazs, Zoltan		U	P	Min	51	0	10.45	4.8804	37.0218	67.31 %
25	Vancura, Jan	201		P	Min	49	0	10.15	4.8276	36.6213	66.58 %
26	Dolezal, Philipp	262		P	Min	53	0	11.15	4.7534	36.0583	65.56 %
27	Sneberger, Jakob	123		P	Min	47	0	9.91	4.7427	35.9773	65.41 %
28	Gasteiger, Klaus	205		P	Min	49	0	10.38	4.7206	35.8099	65.11 %
29	Tobias, Matyas	19		P	Min	53	0	11.31	4.6861	35.5482	64.63 %
30	Gadek, Wojciech	56		P	Min	51	0	10.91	4.6746	35.4609	64.47 %
31	Lengauer, Timo	232		P	Min	55	0	11.77	4.6729	35.4479	64.45 %
32	Kendlbacher, Florian	304		P	Min	49	0	10.50	4.6667	35.4006	64.36 %

33	Saric, Goran	14		P	Min	49	0	10.62	4.6139	35.0006	63.64 %
34	Racek, Jarda	99		P	Min	47	0	10.20	4.6078	34.9544	63.55 %
35	Tomcala, Peter	31		P	Min	53	0	11.53	4.5967	34.8699	63.40 %
36	Simek, Lukas		Trieda	P	Min	55	0	12.08	4.5530	34.5382	62.80 %
37	Bindik, Franta	363		P	Min	46	10	7.94	4.5340	34.3943	62.54 %
38	drimaj, Peter	124		P	Min	49	0	10.97	4.4667	33.8839	61.61 %
39	Krejcirova, Lenka	229		P	Min	51	0	11.44	4.4580	33.8180	61.49 %
40	Leonardelli, Laura	248		P	Min	53	0	12.04	4.4020	33.3929	60.71 %
41	Cumova, Miroslava	224		P	Min	53	0	12.06	4.3947	33.3375	60.61 %
42	Polak, Peter	253		P	Min	51	0	11.66	4.3739	33.1800	60.33 %
43	Cemsak, Martin	250		P	Min	51	0	11.69	4.3627	33.0948	60.17 %
44	Ruzicka, Milan	88		P	Min	47	0	10.80	4.3519	33.0125	60.02 %
45	Weissnegger, Barbara	116		P	Min	53	0	12.20	4.3443	32.9549	59.92 %
46	Dzuho, Elvir	42		P	Min	49	0	11.28	4.3440	32.9527	59.91 %
47	Cipkus, Zilvinas	109		P	Min	49	0	11.30	4.3363	32.8944	59.81 %
48	Sciranka, Martin	10		P	Min	47	0	10.92	4.3040	32.6497	59.36 %
49	Popluhar, Patrik	181		P	Min	51	0	12.14	4.2010	31.8681	57.94 %
50	Momcilovic, Snezana	16		P	Min	49	0	11.76	4.1667	31.6077	57.47 %
51	Kreutz, Erich	182		P	Min	55	0	13.24	4.1541	31.5122	57.29 %
52	Dipa, Dzenan	41		P	Min	49	0	11.93	4.1073	31.1573	56.65 %
53	Rajman, Jiri	369		P	Min	55	0	13.66	4.0264	30.5433	55.53 %
54	Bindhammer, Christoph	280		P	Min	53	0	13.27	3.9940	30.2977	55.09 %
55	Musial, Pawel	24		P	Min	55	0	13.89	3.9597	30.0376	54.61 %
56	Nemcova, Petra	122		P	Min	51	0	12.89	3.9566	30.0138	54.57 %
57	Velic, Miroslav	154		P	Min	53	0	13.58	3.9028	29.6060	53.83 %
58	Bakalar, Martin	28		P	Min	51	0	13.33	3.8260	29.0231	52.77 %
59	Kugler, Karol	89		P	Min	49	0	13.07	3.7490	28.4397	51.71 %
60	Kastner, Kerstin	192		P	Min	51	0	13.90	3.6691	27.8330	50.61 %
61	Trencan, Peter	256		P	Min	50	10	10.94	3.6563	27.7362	50.43 %
62	Sedy, Roman		U	P	Min	50	10	11.03	3.6265	27.5099	50.02 %
63	Pancik, Vladimir	96		P	Min	49	0	13.94	3.5151	26.6647	48.48 %
64	Istvan, Bujdoso	27		P	Min	51	0	14.80	3.4459	26.1404	47.53 %
65	Lennert, Adam	281		P	Min	51	0	14.91	3.4205	25.9476	47.18 %
66	Vielhaber, Gunther	270		P	Min	47	0	14.40	3.2639	24.7594	45.02 %
67	Varos, Peter	243		P	Min	53	0	16.61	3.1908	24.2053	44.01 %
68	Czuczor, Zsolt	73		P	Min	43	0	13.57	3.1688	24.0377	43.70 %
69	Pils, Lukas	312		P	Min	51	0	16.27	3.1346	23.7786	43.23 %
70	Moser, Werner	279		P	Min	47	0	15.63	3.0070	22.8109	41.47 %
71	Najmonova, Hana	367		P	Min	49	0	16.37	2.9933	22.7066	41.28 %
72	Kupcak, Vladimir	62		P	Min	55	0	18.76	2.9318	22.2400	40.44 %
73	Mindek, Martin	32		P	Min	49	0	16.88	2.9028	22.0205	40.04 %
74	Reiter, Celine	233		P	Min	47	0	19.72	2.3834	18.0799	32.87 %
75	Siklosi, Aliz	78		P	Min	45	0	20.77	2.1666	16.4354	29.88 %
76	Man, Jakub	351		P	Min	42	10	19.72	1.6227	12.3097	22.38 %
77	Zax, Vladlen	361		P	Min	44	20	19.07	1.2585	9.5470	17.36 %
78	(DQ) Tkacenko, Vladimir			P	Min						

Stage Results - Production Optics

Place	Name	No.	Class	Div	PF	Points	Pen	Time	Hit Factor	Stage Pts	Stage %
1	Keppel, Dylan	331		PO	Min	53	0	7.03	7.5391	55.0000	100.00 %
2	Pavlik, Jan	145		PO	Min	55	0	7.76	7.0876	51.7063	94.01 %
3	Zapletal, Miroslav	327		PO	Min	53	0	7.60	6.9737	50.8750	92.50 %
4	Ritter, Jakob	269		PO	Min	53	0	7.70	6.8831	50.2143	91.30 %
5	Zencar jr., Pavol	144		PO	Min	55	0	8.05	6.8323	49.8435	90.62 %
6	Slavik, Daniel	101		PO	Min	53	0	8.06	6.5757	47.9715	87.22 %
7	Adamec, Lubos	34		PO	Min	53	0	8.10	6.5432	47.7346	86.79 %
8	Galazka, Marcin	328		PO	Min	55	0	8.67	6.3437	46.2792	84.14 %
9	Maska, Richard	226		PO	Min	53	0	8.42	6.2945	45.9204	83.49 %
10	Pijacek, Petr	300		PO	Min	53	0	8.59	6.1700	45.0116	81.84 %
11	Skvarenina, Andrej	227		PO	Min	53	0	8.65	6.1272	44.6994	81.27 %
12	Volk, Alexander	326		PO	Min	47	0	7.72	6.0881	44.4143	80.75 %

13	Cooper, Justin	322		PO	Min	53	0	8.79	6.0296	43.9875	79.98 %
14	Dakic, Dimitrije	18		PO	Min	55	0	9.25	5.9459	43.3774	78.87 %
15	Sartor, Marco	113		PO	Min	53	0	8.97	5.9086	43.1048	78.37 %
16	Michalak, Norbert	329		PO	Min	55	0	9.37	5.8698	42.8218	77.86 %
17	Kubica, Dusan	70		PO	Min	49	0	8.47	5.7851	42.2041	76.73 %
18	Hrnciarik, Andrej	126		PO	Min	55	0	9.61	5.7232	41.7524	75.91 %
19	Mayrhofer, Christoph	313		PO	Min	53	0	9.50	5.5789	40.7000	74.00 %
20	Barancik, Ivan	254		PO	Min	55	0	9.89	5.5612	40.5703	73.76 %
21	Gebhardt, Jurgen	194		PO	Min	51	0	9.21	5.5375	40.3973	73.45 %
22	Holubowski, Tomasz	323		PO	Min	49	0	8.89	5.5118	40.2102	73.11 %
23	Hatar, Jakub	87		PO	Min	49	0	8.95	5.4749	39.9407	72.62 %
24	Kovacs, Attila	375		PO	Min	55	0	10.08	5.4563	39.8056	72.37 %
25	Redecki, Tomasz		Trieda	PO	Min	49	0	9.17	5.3435	38.9824	70.88 %
26	Venturato, Giulia	114		PO	Min	49	0	9.27	5.2859	38.5619	70.11 %
27	Kobos, Krzysztof	348		PO	Min	49	0	9.31	5.2632	38.3962	69.81 %
28	Kan, Peter	75		PO	Min	51	0	9.76	5.2254	38.1208	69.31 %
29	Rief, Martin	196		PO	Min	51	0	9.85	5.1777	37.7725	68.68 %
30	Hofer, Christian	293		PO	Min	53	0	10.51	5.0428	36.7888	66.89 %
31	Nemcok, Libor	235		PO	Min	45	0	8.96	5.0223	36.6393	66.62 %
32	Gardian, Michal	347		PO	Min	53	0	10.70	4.9533	36.1355	65.70 %
33	Penov, Andon	157		PO	Min	51	0	10.35	4.9275	35.9478	65.36 %
34	Vanco, Jan	91		PO	Min	53	0	10.83	4.8938	35.7018	64.91 %
35	Stefaniak, Sebastian	67		PO	Min	55	0	11.38	4.8330	35.2584	64.11 %
36	Hukel, Miroslav	93		PO	Min	49	0	10.92	4.4872	32.7352	59.52 %
37	Horvath, Beata Zsanett	332		PO	Min	49	0	11.25	4.3556	31.7750	57.77 %
38	Satalan, Ovidiu Alex	187		PO	Min	53	0	12.30	4.3089	31.4350	57.15 %
39	Cruz, Oliver	118		PO	Min	53	0	12.50	4.2400	30.9320	56.24 %
40	Fichtinger, Markus	25		PO	Min	45	0	10.64	4.2293	30.8541	56.10 %
41	Streber, Jurgen	311		PO	Min	55	0	13.03	4.2210	30.7936	55.99 %
42	Kubicova Bopkova, Eniko	71		PO	Min	53	0	12.60	4.2063	30.6865	55.79 %
43	Wuhrleitner, Roland	317		PO	Min	55	0	13.22	4.1604	30.3510	55.18 %
44	Pitonak, Martin	236		PO	Min	41	0	10.15	4.0394	29.4686	53.58 %
45	Binkevicius, Ramunas	108		PO	Min	45	10	9.03	3.8760	28.2763	51.41 %
46	Chalupa, Cyril	35		PO	Min	55	0	14.22	3.8678	28.2166	51.30 %
47	Stettin, Andreas	4		PO	Min	50	10	10.79	3.7071	27.0446	49.17 %
48	Majling, Andrej	53		PO	Min	53	0	14.39	3.6831	26.8694	48.85 %
49	Zakupszky, Norbert	50		PO	Min	53	0	14.44	3.6704	26.7763	48.68 %
50	Hollosi, Nikolette	12		PO	Min	51	0	14.01	3.6403	26.5567	48.28 %
51	Eder, Robert	308		PO	Min	53	0	14.74	3.5957	26.2313	47.69 %
52	Mock, Dieter	287		PO	Min	44	10	10.49	3.2412	23.6453	42.99 %
53	Klepac, Ilja	211		PO	Min	51	0	16.17	3.1540	23.0092	41.83 %
54	Fujasova, Zuzana		U	PO	Min	53	0	16.86	3.1435	22.9330	41.70 %
55	Talakic, Alan	54		PO	Min	51	0	16.39	3.1117	22.7004	41.27 %
56	Zalejsky, Rostislav	301		PO	Min	47	0	15.62	3.0090	21.9512	39.91 %
57	Zakupszky, Gabor	51		PO	Min	47	0	17.13	2.7437	20.0162	36.39 %
58	Muhlegger, Bernhard	307		PO	Min	53	0	21.36	2.4813	18.1016	32.91 %
59	(DQ) Siska, Milos			PO	Min						
60	(DQ) Fellner, Manfred		Trieda	PO	Min						

Stage Results - Revolver

Place	Name	No.	Class	Div	PF	Points	Pen	Time	Hit Factor	Stage Pts	Stage %
1	Kroiss, Robert	207		R	Min	53	0	10.60	5.0000	55.0000	100.00 %
2	Kirchweger, Hermann	316		R	Min	53	0	14.04	3.7749	41.5242	75.50 %
3	Mark, Szegedi	138		R	Min	55	0	17.56	3.1321	34.4533	62.64 %
4	Kormanyos, Maria	37		R	Min	49	0	17.25	2.8406	31.2464	56.81 %

Stage Results - Standard

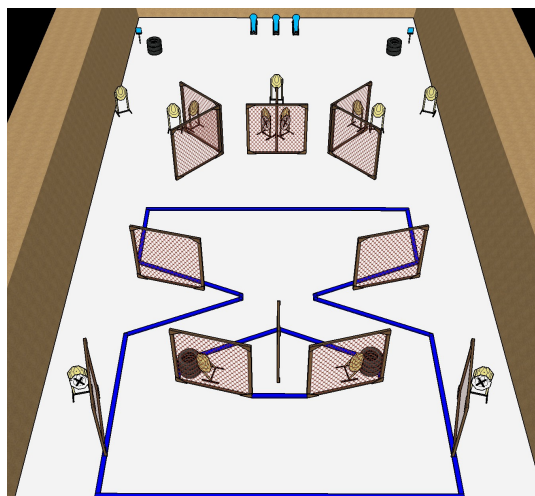
Place	Name	No.	Class	Div	PF	Points	Pen	Time	Hit Factor	Stage Pts	Stage %
1	Rakusan, Josef	366		S	Maj	54	0	7.74	6.9767	55.0000	100.00 %
2	Gazdik, Lukas	129		S	Min	55	0	8.46	6.5012	51.2510	93.18 %

3	Liehne, Zdenek	365	S	Maj	51	0	8.06	6.3275	49.8821	90.69 %
4	Znamenacek, Petr	364	S	Maj	54	0	8.71	6.1998	48.8749	88.86 %
5	Galstyan, Haykaz	191	S	Min	53	0	8.62	6.1485	48.4706	88.13 %
6	Albrecht, Zoltan	377	S	Maj	52	0	8.62	6.0325	47.5561	86.47 %
7	Mueller, Sergej	353	S	Maj	54	0	9.08	5.9471	46.8833	85.24 %
8	Koller, Hans Georg	203	S	Maj	55	0	9.78	5.6237	44.3337	80.61 %
9	Ciesielski, Marcin	11	S	Maj	54	0	9.85	5.4822	43.2183	78.58 %
10	Stranz, Jurgen	152	S	Min	53	0	9.70	5.4639	43.0739	78.32 %
11	Kopunec, Peter	80	S	Maj	54	0	9.91	5.4490	42.9566	78.10 %
12	Benesch, Thomas	295	S	Maj	54	0	9.92	5.4435	42.9133	78.02 %
13	Stanislav, Spevak	360	S	Min	51	0	9.39	5.4313	42.8168	77.85 %
14	Zdesar, Franci	345	S	Maj	55	0	10.17	5.4081	42.6336	77.52 %
15	Mikula, Jozef	259	S	Maj	54	0	10.12	5.3360	42.0652	76.48 %
16	Stanko, Lubomir	44	S	Min	53	0	9.94	5.3320	42.0339	76.43 %
17	Cimos, Lech	107	S	Min	49	0	9.34	5.2463	41.3580	75.20 %
18	Soustar, Ivo	100	S	Maj	53	0	10.26	5.1657	40.7229	74.04 %
19	Kvasnica, Juraj	30	S	Min	55	0	10.68	5.1498	40.5977	73.81 %
20	Velicko, Laurius	104	S	Maj	55	0	11.05	4.9774	39.2383	71.34 %
21	Ridoskova, Alexandra	161	S	Min	55	0	11.20	4.9107	38.7128	70.39 %
22	Biedermann, Thomas	2	S	Maj	50	0	10.39	4.8123	37.9371	68.98 %
23	Mongel, Egon	120	S	Min	51	0	10.61	4.8068	37.8935	68.90 %
24	Pasztor, Viktor	105	S	Min	49	0	10.22	4.7945	37.7968	68.72 %
25	Misik, Peter	184	S	Min	53	0	11.11	4.7705	37.6073	68.38 %
26	Gombalik, Ladislav	128	S	Min	55	0	11.61	4.7373	37.3457	67.90 %
27	Koc, Marcin	82	S	Min	49	0	10.36	4.7297	37.2860	67.79 %
28	Smejkal, Martin	291	S	Min	51	0	10.84	4.7048	37.0895	67.44 %
29	Mayr, Matthias	285	S	Min	51	0	10.85	4.7005	37.0553	67.37 %
30	Baar, Alexander	208	S	Min	53	0	11.43	4.6369	36.5544	66.46 %
31	Gal, Kristof	231	S	Maj	50	0	10.87	4.5998	36.2619	65.93 %
32	Zsolt, Lazar	376	S	Min	49	0	10.80	4.5370	35.7670	65.03 %
33	Egger, Thomas	5	S	Min	53	0	11.87	4.4650	35.1994	64.00 %
34	Pajor, Zoltan	134	S	Min	51	0	11.44	4.4580	35.1442	63.90 %
35	Azbukin, Denis	151	S	Min	51	0	11.45	4.4541	35.1135	63.84 %
36	Zaluska, Witold	22	S	Min	53	0	11.93	4.4426	35.0224	63.68 %
37	Racek, Jaroslav	98	S	Min	53	0	12.01	4.4130	34.7891	63.25 %
38	Potocky, Peter	95	S	Maj	54	0	12.29	4.3938	34.6379	62.98 %
39	Botkova, Zuzana	333	S	Min	49	0	11.44	4.2832	33.7660	61.39 %
40	Schneider, Katharina	305	S	Maj	54	0	12.63	4.2755	33.7055	61.28 %
41	Kovac, Ondrej	U	S	Maj	53	0	12.66	4.1864	33.0029	60.01 %
42	Molitor, Armin	282	S	Min	55	0	13.29	4.1384	32.6248	59.32 %
43	David, Jaroslav	220	S	Maj	49	0	11.91	4.1142	32.4335	58.97 %
44	Schmidt, Ferdinand	292	S	Min	49	0	12.15	4.0329	31.7929	57.81 %
45	Wakolbinger, Martin	321	S	Min	55	0	13.66	4.0264	31.7411	57.71 %
46	Szabo, Karoly	135	S	Min	49	0	12.34	3.9708	31.3033	56.92 %
47	Kurczewski, Slavek	90	S	Min	51	0	12.85	3.9689	31.2879	56.89 %
48	Bicskei, Beata	141	S	Min	51	0	12.99	3.9261	30.9507	56.27 %
49	Hanulak, Jozef	183	S	Min	53	0	13.56	3.9086	30.8124	56.02 %
50	Ribisch, Hans-Peter	266	S	Min	51	0	13.13	3.8842	30.6207	55.67 %
51	Zebegney, Robert	258	S	Min	49	0	12.72	3.8522	30.3682	55.21 %
52	Leszczynska, Julia	83	S	Min	49	0	12.77	3.8371	30.2493	55.00 %
53	Pancik, Lubomir	94	S	Min	55	0	14.38	3.8248	30.1518	54.82 %
54	Horzinger, Gerhard	274	S	Maj	52	0	13.60	3.8235	30.1422	54.80 %
55	Popovic, Bohuslav	132	S	Min	51	0	13.36	3.8174	30.0936	54.72 %
56	Szalai, Laszlo	52	S	Maj	54	0	14.18	3.8082	30.0212	54.58 %
57	Noga, Tadeusz	45	S	Min	53	0	13.98	3.7911	29.8867	54.34 %
58	Marek, Petr	290	S	Min	49	0	13.05	3.7548	29.6003	53.82 %
59	Kor-Hanak, Tibor	339	S	Min	51	0	13.72	3.7172	29.3039	53.28 %
60	Labanc, Martin	102	S	Min	51	0	13.90	3.6691	28.9245	52.59 %
61	Sumaj, Martin	255	S	Min	51	0	14.31	3.5639	28.0957	51.08 %
62	Labanc, Daniel	103	S	Min	49	0	13.76	3.5610	28.0729	51.04 %
63	Bicsak, Laszlo Andras	79	S	Min	47	0	13.52	3.4763	27.4051	49.83 %
64	Sirtl, Andreas	354	S	Min	49	0	14.15	3.4629	27.2992	49.63 %

65	Satalan, Victor Alex	188	S	Min	49	0	14.17	3.4580	27.2606	49.56 %
66	Szczesna, Anna	110	S	Min	45	0	13.18	3.4143	26.9158	48.94 %
67	Wurm, Adrian	8	S	Min	53	0	15.57	3.4040	26.8347	48.79 %
68	Kainz, Dieter	294	S	Min	53	0	15.86	3.3417	26.3441	47.90 %
69	Mikes, Filip	29	S	Maj	52	10	12.81	3.2787	25.8470	46.99 %
70	Rzesniowiecki, Roman	86	S	Min	47	0	14.64	3.2104	25.3085	46.02 %
71	Krupinski, Aleksander	48	S	Min	51	0	16.48	3.0947	24.3962	44.36 %
72	Rojko, Marek	133	S	Min	49	0	15.85	3.0915	24.3712	44.31 %
73	Siska, Michal	178	S	Min	43	0	14.28	3.0112	23.7383	43.16 %
74	Brandstetter, Wolfgang	198	S	Min	37	0	12.56	2.9459	23.2232	42.22 %
75	Kosikova, Simona	92	S	Min	50	10	13.69	2.9218	23.0338	41.88 %
76	Winkler, Kilian	283	S	Min	45	0	15.90	2.8302	22.3113	40.57 %
77	Seiberl, Thomas	309	S	Min	45	0	15.94	2.8231	22.2553	40.46 %
78	Kovacs, Gyula	137	S	Min	43	0	15.61	2.7546	21.7158	39.48 %
79	Richard, Davidhazi	140	S	Min	45	0	16.38	2.7473	21.6575	39.38 %
80	Muller, Alexander	355	S	Maj	47	10	13.85	2.6715	21.0602	38.29 %
81	Paroczai, Rita	336	S	Min	49	0	19.15	2.5587	20.1715	36.68 %
82	Jarco, Barbara	237	S	Min	37	20	12.55	1.3546	10.6786	19.42 %
83	Gal, Krisztian	230	S	Maj	0	0	0.00	0.0000	0.0000	0.00 %
84	Keller, Richard	20	S	Min	0	0	0.00	0.0000	0.0000	0.00 %
85	Palau, Marika	21	S	Min	0	0	0.00	0.0000	0.0000	0.00 %
86	(DQ) Hua, Wei		U	S	Maj					

Generated by PractiScore for Android (1.7.29 Xiaomi) at 2023-05-10 23:02 +0200

Mosquito Match 2023 HG & PCC - Stejdž 6 - 2023-05-07



Stage Results - Classic

Place	Name	No.	Class	Div	PF	Points	Pen	Time	Hit Factor	Stage Pts	Stage %
1	Szczesny, Bartosz	324		C	Min	155	0	24.94	6.2149	155.0000	100.00 %
2	Behal, Jiri	213		C	Min	151	0	26.74	5.6470	140.8355	90.86 %
3	Miglecz, Gyula	171		C	Min	145	0	26.51	5.4696	136.4127	88.01 %
4	Kala, Jakub	200		C	Min	151	0	27.70	5.4513	135.9545	87.71 %
5	Cernigoj, Robert	344		C	Min	142	10	24.51	5.3856	134.3158	86.66 %
6	Fischer, Christoph	202		C	Min	141	0	27.08	5.2068	129.8575	83.78 %
7	Staszczyk, Bartosz	111		C	Min	149	0	30.05	4.9584	123.6626	79.78 %
8	Batki, Gyorgy	381		C	Min	151	0	30.60	4.9346	123.0699	79.40 %
9	Kovar, Zbynek	46		C	Min	151	0	31.03	4.8663	121.3645	78.30 %
10	Poliacik, Martin	257		C	Min	149	0	30.64	4.8629	121.2813	78.25 %
11	Bobaly, Mihaly	373		C	Min	153	0	34.03	4.4960	112.1311	72.34 %
12	Busza, Marcin	112		C	Min	139	0	31.56	4.4043	109.8435	70.87 %
13	Rauscher, Dietmar	310		C	Maj	146	0	35.96	4.0601	101.2581	65.33 %
14	Szaszi, Csaba	374		C	Min	137	0	35.23	3.8887	96.9850	62.57 %
15	Vnucko, Jan	252		C	Min	151	0	45.14	3.3451	83.4280	53.82 %
16	Fischer, Manfred	267		C	Min	127	30	37.94	2.5567	63.7633	41.14 %
17	Robert, Farkas	136		C	Maj	134	30	49.19	2.1143	52.7294	34.02 %
18	Wieland, Gunter	23		C	Min	132	30	53.23	1.9162	47.7903	30.83 %

Stage Results - Open

Place	Name	No.	Class	Div	PF	Points	Pen	Time	Hit Factor	Stage Pts	Stage %
1	Henes, Zdenek	189		O	Maj	149	0	20.51	7.2647	155.0000	100.00 %
2	Samek, Petr	115		O	Maj	147	0	20.33	7.2307	154.2734	99.53 %
3	Havlicek, Miroslav	368		O	Maj	151	0	20.94	7.2111	153.8549	99.26 %
4	Sera, Martina	342		O	Maj	145	0	20.66	7.0184	149.7438	96.61 %
5	Tomaini, Fabio	251		O	Maj	151	0	21.67	6.9682	148.6720	95.92 %
6	Elkobi, Eliyahu	357		O	Maj	153	0	22.11	6.9199	147.6433	95.25 %
7	Rossetto, Denny	352		O	Min	139	0	20.67	6.7247	143.4780	92.57 %
8	Novotny, Jaroslav	346		O	Maj	154	0	24.34	6.3270	134.9930	87.09 %
9	Barkanyi, Laszlo	335		O	Maj	144	0	22.91	6.2855	134.1061	86.52 %
10	Kneringer, Mario	6		O	Maj	147	10	22.05	6.2132	132.5632	85.52 %
11	Kutschi, Lukas	298		O	Maj	148	0	24.59	6.0187	128.4146	82.85 %
12	Weber, Gunter	273		O	Maj	150	0	26.08	5.7515	122.7142	79.17 %
13	Sery, Jiri	343		O	Maj	150	0	26.31	5.7013	121.6414	78.48 %
14	Maierhofer, Christian	320		O	Maj	152	0	26.89	5.6527	120.6046	77.81 %
15	Nandor, Reider	340		O	Maj	145	0	25.68	5.6464	120.4714	77.72 %
16	Muller, Georg	186		O	Maj	151	0	26.95	5.6030	119.5444	77.13 %
17	Pawlik, Celina	325		O	Maj	144	0	27.82	5.1761	110.4375	71.25 %
18	Roland, Pap	337		O	Maj	147	10	26.77	5.1177	109.1901	70.45 %
19	Aigner, Edeltraut	303		O	Maj	153	0	30.01	5.0983	108.7769	70.18 %
20	Kocian, Norbert	180		O	Maj	150	0	30.72	4.8828	104.1792	67.21 %

21	Aigner, Michael	302	O	Maj	144	0	29.96	4.8064	102.5491	66.16 %
22	Eisl, Alexander	314	O	Maj	143	0	29.91	4.7810	102.0072	65.81 %
23	Lazorik, Maros	127	O	Maj	149	0	31.38	4.7482	101.3082	65.36 %
24	Till, Raphael	319	O	Maj	153	0	34.64	4.4169	94.2377	60.80 %
25	Steurer, Margit	272	O	Maj	140	10	29.71	4.3756	93.3581	60.23 %
26	Kwiatkowski, Roland	275	O	Maj	152	0	36.16	4.2035	89.6863	57.86 %
27	Kneringer, Sandra	7	O	Maj	148	0	37.15	3.9838	84.9990	54.84 %
28	Dvorak, Andrea	315	O	Maj	143	0	37.24	3.8400	81.9290	52.86 %
29	Zeindl, Stefan	3	O	Maj	137	30	29.34	3.6469	77.8099	50.20 %
30	Gibart, Banyai	338	O	Maj	142	10	36.23	3.6434	77.7350	50.15 %
31	Willhalm, Klaus	318	O	Maj	144	10	38.34	3.4950	74.5699	48.11 %
32	Gerencser, Miklos	55	O	Maj	151	0	43.36	3.4825	74.3017	47.94 %
33	Zacek, Milan	81	O	Maj	141	20	37.33	3.2414	69.1574	44.62 %
34	Adler, Franz	276	O	Maj	153	10	47.53	3.0086	64.1918	41.41 %
35	Geerts, Hans	33	O	Maj	148	0	49.36	2.9984	63.9731	41.27 %
36	Nahule, Ahmad	358	O	Min	133	20	39.19	2.8834	61.5197	39.69 %
37	(DQ) Halpern, Shalom		O	Maj						
38	(DQ) Eitan, Gill		O	Maj						

Stage Results - PCC

Place	Name	No.	Class	Div	PF	Points	Pen	Time	Hit Factor	Stage Pts	Stage %
1	Szyszka, Amadeusz	261		PCC	Min	155	0	18.94	8.1837	155.0000	100.00 %
2	Semic, Matija	222		PCC	Min	147	0	20.69	7.1049	134.5665	86.82 %
3	Fedor, Marian	156		PCC	Min	153	0	21.66	7.0637	133.7867	86.31 %
4	Moraru, Andrei	147		PCC	Min	147	0	22.10	6.6516	125.9810	81.28 %
5	Sirk, Julius	296		PCC	Min	149	0	22.43	6.6429	125.8163	81.17 %
6	Synek, Milos	69		PCC	Min	145	0	22.08	6.5670	124.3795	80.24 %
7	Karlin, Marcus	214		PCC	Min	147	0	23.00	6.3913	121.0513	78.10 %
8	Palka, Jan	225		PCC	Min	155	0	24.83	6.2424	118.2320	76.28 %
9	Tomascin, Andrej	247		PCC	Min	148	10	22.11	6.2415	118.2144	76.27 %
10	Hajsek, Kristjan	349		PCC	Min	143	0	22.93	6.2364	118.1169	76.20 %
11	Jozsef, Hodi	139		PCC	Min	133	0	21.48	6.1918	117.2728	75.66 %
12	Pevek, Markus	217		PCC	Min	145	0	23.54	6.1597	116.6653	75.27 %
13	Szarvas, Peter	169		PCC	Min	149	0	24.52	6.0767	115.0922	74.25 %
14	Thaler, Martin	199		PCC	Min	143	0	23.57	6.0670	114.9096	74.14 %
15	Popiolek, Grzegorz	146		PCC	Min	144	10	22.14	6.0524	114.6323	73.96 %
16	Kastl, Christoph	265		PCC	Min	151	0	25.17	5.9992	113.6250	73.31 %
17	Bajc, Ernest	223		PCC	Min	149	0	25.33	5.8824	111.4118	71.88 %
18	Kubac, Vitezslav	68		PCC	Min	149	0	25.39	5.8685	111.1485	71.71 %
19	Jakube, Patrik	158		PCC	Min	153	0	26.50	5.7736	109.3517	70.55 %
20	Ladisich, Robert	263		PCC	Min	149	0	26.16	5.6957	107.8769	69.60 %
21	Halasi, Gergely	379		PCC	Min	143	0	25.20	5.6746	107.4770	69.34 %
22	Coroban, Iurie	125		PCC	Min	149	0	26.44	5.6354	106.7345	68.86 %
23	Ambrus, Oliver	167		PCC	Min	151	0	27.01	5.5905	105.8845	68.31 %
24	Scepko, Samuel	163		PCC	Min	134	10	22.38	5.5407	104.9401	67.70 %
25	Moretti, Nico	234		PCC	Min	147	0	26.61	5.5242	104.6291	67.50 %
26	Meles, Radovan	249		PCC	Min	147	0	26.72	5.5015	104.1984	67.22 %
27	Flajszer, Kamil	74		PCC	Min	138	10	23.29	5.4959	104.0927	67.16 %
28	Norbert, Kara	175		PCC	Min	153	0	28.55	5.3590	101.4998	65.48 %
29	Palmai, Adam	172		PCC	Min	143	0	26.89	5.3180	100.7222	64.98 %
30	Veres, Robert	260		PCC	Min	145	0	27.48	5.2766	99.9381	64.48 %
31	Prandstotter, Martin	299		PCC	Min	147	0	27.91	5.2669	99.7556	64.36 %
32	Bulko, Peter	153		PCC	Min	151	0	29.13	5.1837	98.1785	63.34 %
33	Ebner, Christoph	286		PCC	Min	145	0	28.04	5.1712	97.9422	63.19 %
34	Novak, Lubor	190		PCC	Min	151	0	29.32	5.1501	97.5423	62.93 %
35	Szundi, Andrej	164		PCC	Min	145	0	28.25	5.1327	97.2142	62.72 %
36	Rehak, Michael	219		PCC	Min	143	0	27.99	5.1090	96.7638	62.43 %
37	Thalman, Daniel	288		PCC	Min	145	0	28.79	5.0365	95.3908	61.54 %
38	Sotet, Gabor	38		PCC	Min	151	10	28.48	4.9508	93.7690	60.50 %
39	Kominek, Jiri	212		PCC	Min	147	0	29.85	4.9246	93.2724	60.18 %
40	Boca, Rastislav	155		PCC	Min	149	0	30.38	4.9045	92.8920	59.93 %
41	Kiss, Gabor	168		PCC	Min	149	10	28.76	4.8331	91.5389	59.06 %

42	Nagy, Ernest	330	PCC	Min	143	30	23.47	4.8147	91.1896	58.83 %
43	Waldschutz, Wolfgang	218	PCC	Min	147	0	31.34	4.6905	88.8379	57.31 %
44	Ferenc, Karadi	174	PCC	Min	153	0	32.65	4.6861	88.7541	57.26 %
45	Krychl, Michael	216	PCC	Min	147	0	31.49	4.6681	88.4147	57.04 %
46	Berger, Franz	206	PCC	Min	155	0	34.49	4.4941	85.1174	54.91 %
47	Jud, Manfred	297	PCC	Min	149	0	34.25	4.3504	82.3959	53.16 %
48	Spratek, Dusan	246	PCC	Min	153	0	37.01	4.1340	78.2983	50.52 %
49	Hars, Roland	382	PCC	Min	151	10	35.07	4.0205	76.1488	49.13 %
50	Lenzelbauer, Peter	121	PCC	Min	144	20	31.14	3.9820	75.4194	48.66 %
51	Kisters, Rob	36	PCC	Min	153	10	36.34	3.9351	74.5300	48.08 %
52	Erdelyi, Lilla	176	PCC	Min	151	10	37.00	3.8108	72.1768	46.57 %
53	Kubus, Mats	242	PCC	Min	143	10	35.00	3.8000	71.9720	46.43 %
54	Busolin, Pavel	77	PCC	Min	142	20	32.14	3.7959	71.8942	46.38 %
55	Weissl, Martin	204	PCC	Min	147	0	38.76	3.7926	71.8313	46.34 %
56	Gromovas, Andrejus	143	PCC	Min	138	20	33.41	3.5319	66.8937	43.16 %
57	Muehlegger, Sarah	306	PCC	Min	139	0	40.67	3.4178	64.7322	41.76 %
58	Kerber, Gerald	268	PCC	Min	151	0	47.88	3.1537	59.7314	38.54 %
59	Riedhart, Hermann	284	PCC	Min	143	20	44.92	2.7382	51.8615	33.46 %
60	Radolec, Milan	59	PCC	Min	146	10	50.15	2.7119	51.3627	33.14 %
61	Ladisich, Sonja	264	PCC	Min	147	0	54.79	2.6830	50.8155	32.78 %
62	Jozsef, Santa	380	PCC	Min	133	30	39.87	2.5834	48.9295	31.57 %

Stage Results - Production

Place	Name	No.	Class	Div	PF	Points	Pen	Time	Hit Factor	Stage Pts	Stage %
1	Popovic, Aleksa	17		P	Min	147	0	20.97	7.0100	155.0000	100.00 %
2	Stepan, Michal	221		P	Min	149	0	22.44	6.6399	146.8170	94.72 %
3	Cimos, Donatas	106		P	Min	153	0	23.07	6.6320	146.6414	94.61 %
4	Momcilovic, Ljubisa	15		P	Min	149	0	22.56	6.6046	146.0360	94.22 %
5	Szundi, Mate	162		P	Min	149	0	23.30	6.3948	141.3980	91.22 %
6	Bindik, Franta	363		P	Min	139	0	22.82	6.0911	134.6827	86.89 %
7	Majstorovic, Davor	13		P	Min	145	0	24.30	5.9671	131.9394	85.12 %
8	Chmura, Tomas	245		P	Min	147	0	25.40	5.7874	127.9665	82.56 %
9	Tichy, Lukas	97		P	Min	143	0	24.93	5.7361	126.8313	81.83 %
10	Simon, Heiligenbrunner	209		P	Min	149	0	26.49	5.6248	124.3704	80.24 %
11	Gheorghii, Caldarari	150		P	Min	151	0	27.01	5.5905	123.6133	79.75 %
12	Tomolya, Stepan	350		P	Min	147	0	26.64	5.5180	122.0101	78.72 %
13	Dolezal, Philipp	262		P	Min	145	0	26.39	5.4945	121.4902	78.38 %
14	Vysny, Marian	244		P	Min	141	0	25.93	5.4377	120.2346	77.57 %
15	Gasteiger, Klaus	205		P	Min	151	0	27.82	5.4277	120.0142	77.43 %
16	Sneberger, Jakub	123		P	Min	149	0	27.80	5.3597	118.5098	76.46 %
17	Sciranka, Martin	10		P	Min	149	0	28.43	5.2409	115.8837	74.76 %
18	drimaj, Peter	124		P	Min	151	0	29.03	5.2015	115.0119	74.20 %
19	Ulreich, Rainer	117		P	Min	153	0	29.52	5.1829	114.6009	73.94 %
20	Nemcova, Petra	122		P	Min	147	0	28.43	5.1706	114.3282	73.76 %
21	Lengauer, Timo	232		P	Min	147	0	28.57	5.1453	113.7679	73.40 %
22	Cemsak, Martin	250		P	Min	145	0	28.62	5.0664	112.0240	72.27 %
23	Gahir ml., Marek		U	P	Min	142	10	26.08	5.0613	111.9126	72.20 %
24	Michalec, Lubomir	119		P	Min	143	0	28.26	5.0602	111.8862	72.18 %
25	Sedy, Roman		U	P	Min	151	0	30.11	5.0149	110.8866	71.54 %
26	Liehne, Jan	371		P	Min	145	0	28.95	5.0086	110.7471	71.45 %
27	Cumova, Miroslava	224		P	Min	147	0	30.33	4.8467	107.1662	69.14 %
28	Sliva, Tomas	49		P	Min	135	0	28.20	4.7872	105.8516	68.29 %
29	Trencan, Peter	256		P	Min	143	0	29.94	4.7762	105.6081	68.13 %
30	Bednarik, Marian	179		P	Min	149	0	31.31	4.7589	105.2243	67.89 %
31	Kreutz, Erich	182		P	Min	143	0	30.33	4.7148	104.2501	67.26 %
32	Polievka, Lubomir	85		P	Min	145	0	30.87	4.6971	103.8590	67.01 %
33	Talpas, Jozef	84		P	Min	143	0	31.05	4.6055	101.8327	65.70 %
34	Tobias, Matyas	19		P	Min	153	0	33.73	4.5360	100.2970	64.71 %
35	Brezina, Marek	240		P	Min	141	0	31.15	4.5265	100.0861	64.57 %
36	Obermajer, Attila	378		P	Min	134	10	27.69	4.4782	99.0174	63.88 %
37	Iacomini, Stefano	334		P	Min	143	0	32.05	4.4618	98.6554	63.65 %
38	Dzuho, Elvir	42		P	Min	130	10	27.14	4.4215	97.7652	63.07 %

39	Kendlbacher, Florian	304		P	Min	137	0	31.19	4.3924	97.1221	62.66 %
40	Balazs, Zoltan		U	P	Min	137	0	31.29	4.3784	96.8117	62.46 %
41	Simek, Lukas		Trieda	P	Min	147	0	33.79	4.3504	96.1927	62.06 %
42	Ruzicka, Milan	88		P	Min	143	0	32.90	4.3465	96.1065	62.00 %
43	Saric, Goran	14		P	Min	145	0	33.50	4.3284	95.7053	61.75 %
44	Dipa, Dzenan	41		P	Min	145	0	34.45	4.2090	93.0661	60.04 %
45	Tomcala, Peter	31		P	Min	145	0	35.10	4.1311	91.3427	58.93 %
46	Vancura, Jan	201		P	Min	144	20	30.87	4.0168	88.8174	57.30 %
47	Momcilovic, Snezana	16		P	Min	134	10	30.91	4.0116	88.7024	57.23 %
48	Mindek, Martin	32		P	Min	135	0	33.70	4.0059	88.5761	57.15 %
49	Istvan, Bujdoso	27		P	Min	147	0	36.90	3.9837	88.0854	56.83 %
50	Gadek, Wojciech	56		P	Min	145	0	36.44	3.9791	87.9837	56.76 %
51	Racek, Jarda	99		P	Min	141	0	35.46	3.9763	87.9211	56.72 %
52	Najmonova, Hana	367		P	Min	136	10	31.76	3.9673	87.7209	56.59 %
53	Bindhammer, Christoph	280		P	Min	135	0	34.17	3.9508	87.3578	56.36 %
54	Krejcirova, Lenka	229		P	Min	147	0	37.52	3.9179	86.6298	55.89 %
55	Weissnegger, Barbara	116		P	Min	143	0	36.50	3.9178	86.6275	55.89 %
56	Man, Jakob	351		P	Min	135	0	34.83	3.8760	85.7024	55.29 %
57	Varos, Peter	243		P	Min	141	0	36.38	3.8758	85.6977	55.29 %
58	Velic, Miroslav	154		P	Min	149	10	36.62	3.7957	83.9285	54.15 %
59	Kastner, Kerstin	192		P	Min	141	0	37.15	3.7954	83.9215	54.14 %
60	Polak, Peter	253		P	Min	142	10	35.16	3.7543	83.0114	53.56 %
61	Musial, Pawel	24		P	Min	141	0	37.84	3.7262	82.3912	53.16 %
62	Rajman, Jiri	369		P	Min	149	0	40.51	3.6781	81.3274	52.47 %
63	Pancik, Vladimir	96		P	Min	139	0	39.23	3.5432	78.3446	50.54 %
64	Bakalar, Martin	28		P	Min	139	0	40.68	3.4169	75.5521	48.74 %
65	Leonardelli, Laura	248		P	Min	138	10	37.64	3.4006	75.1923	48.51 %
66	Reiter, Celine	233		P	Min	141	0	42.48	3.3192	73.3918	47.35 %
67	Lennert, Adam	281		P	Min	147	0	45.18	3.2537	71.9422	46.41 %
68	Czuczor, Zsolt	73		P	Min	135	0	43.35	3.1142	68.8585	44.42 %
69	Zax, Vladlen	361		P	Min	137	0	45.35	3.0209	66.7969	43.09 %
70	Moser, Werner	279		P	Min	127	0	42.41	2.9946	66.2138	42.72 %
71	Pils, Lukas	312		P	Min	143	0	48.55	2.9454	65.1268	42.02 %
72	Kupcak, Vladimir	62		P	Min	153	0	52.38	2.9210	64.5861	41.67 %
73	Kugler, Karol	89		P	Min	132	20	38.63	2.8993	64.1071	41.36 %
74	Popluhar, Patrik	181		P	Min	134	10	45.07	2.7513	60.8341	39.25 %
75	Cipkus, Zilvinas	109		P	Min	123	30	34.05	2.7313	60.3919	38.96 %
76	Vielhaber, Gunther	270		P	Min	135	30	42.66	2.4613	54.4228	35.11 %
77	Siklosi, Aliz	78		P	Min	137	10	63.36	2.0044	44.3202	28.59 %
78	(DQ) Tkacenko, Vladimir			P	Min						

Stage Results - Production Optics

Place	Name	No.	Class	Div	PF	Points	Pen	Time	Hit Factor	Stage Pts	Stage %
1	Keppel, Dylan	331		PO	Min	149	0	19.29	7.7242	155.0000	100.00 %
2	Hrnciarik, Andrej	126		PO	Min	149	0	20.58	7.2400	145.2843	93.73 %
3	Zencar jr., Pavol	144		PO	Min	147	0	21.20	6.9340	139.1423	89.77 %
4	Slavik, Daniel	101		PO	Min	151	0	22.43	6.7321	135.0907	87.16 %
5	Zapletal, Miroslav	327		PO	Min	149	0	22.26	6.6936	134.3194	86.66 %
6	Maska, Richard	226		PO	Min	151	0	23.12	6.5311	131.0590	84.55 %
7	Pavlik, Jan	145		PO	Min	145	0	22.46	6.4559	129.5495	83.58 %
8	Volk, Alexander	326		PO	Min	145	0	22.73	6.3792	128.0107	82.59 %
9	Galazka, Marcin	328		PO	Min	139	0	22.20	6.2613	125.6433	81.06 %
10	Pijacek, Petr	300		PO	Min	149	0	24.47	6.0891	122.1884	78.83 %
11	Adamec, Lubos	34		PO	Min	151	0	25.00	6.0400	121.2033	78.20 %
12	Ritter, Jakob	269		PO	Min	147	0	24.81	5.9250	118.8963	76.71 %
13	Sartor, Marco	113		PO	Min	149	0	25.88	5.7573	115.5313	74.54 %
14	Kubica, Dusan	70		PO	Min	145	0	25.20	5.7540	115.4636	74.49 %
15	Barancik, Ivan	254		PO	Min	153	0	26.72	5.7260	114.9033	74.13 %
16	Binkevicius, Ramunas	108		PO	Min	147	0	26.26	5.5979	112.3312	72.47 %
17	Gardian, Michal	347		PO	Min	145	0	26.11	5.5534	111.4394	71.90 %
18	Cooper, Justin	322		PO	Min	147	0	26.57	5.5326	111.0206	71.63 %
19	Holubowski, Tomasz	323		PO	Min	139	0	25.36	5.4811	109.9875	70.96 %

20	Skvarenina, Andrej	227		PO	Min	145	0	26.63	5.4450	109.2633	70.49 %
21	Michalak, Norbert	329		PO	Min	141	0	25.95	5.4335	109.0334	70.34 %
22	Hatar, Jakub	87		PO	Min	147	0	27.50	5.3455	107.2661	69.20 %
23	Kobos, Krzysztof	348		PO	Min	147	0	27.56	5.3338	107.0325	69.05 %
24	Rief, Martin	196		PO	Min	147	0	28.36	5.1834	104.0133	67.11 %
25	Kovacs, Attila	375		PO	Min	141	0	27.28	5.1686	103.7176	66.91 %
26	Penov, Andon	157		PO	Min	151	0	29.22	5.1677	103.6990	66.90 %
27	Kan, Peter	75		PO	Min	143	0	27.82	5.1402	103.1470	66.55 %
28	Venturato, Giulia	114		PO	Min	143	0	28.43	5.0299	100.9338	65.12 %
29	Majling, Andrej	53		PO	Min	153	10	28.66	4.9895	100.1238	64.60 %
30	Cruz, Oliver	118		PO	Min	151	0	30.51	4.9492	99.3144	64.07 %
31	Dacic, Dimitrije	18		PO	Min	141	0	29.38	4.7992	96.3041	62.13 %
32	Redecki, Tomasz		Trieda	PO	Min	139	0	29.02	4.7898	96.1159	62.01 %
33	Mayrhofer, Christoph	313		PO	Min	139	0	29.23	4.7554	95.4253	61.56 %
34	Gebhardt, Jurgen	194		PO	Min	137	0	29.35	4.6678	93.6678	60.43 %
35	Hollosi, Nikolette	12		PO	Min	151	0	33.02	4.5730	91.7651	59.20 %
36	Stettin, Andreas	4		PO	Min	149	0	33.05	4.5083	90.4675	58.37 %
37	Satalan, Ovidiu Alex	187		PO	Min	149	0	34.36	4.3364	87.0183	56.14 %
38	Horvath, Beata Zsanett	332		PO	Min	145	0	33.49	4.3297	86.8821	56.05 %
39	Hukel, Miroslav	93		PO	Min	149	0	34.48	4.3213	86.7155	55.95 %
40	Pitonak, Martin	236		PO	Min	149	0	34.62	4.3039	86.3648	55.72 %
41	Fichtinger, Markus	25		PO	Min	145	0	34.09	4.2534	85.3530	55.07 %
42	Kubicova Bopkova, Eniko	71		PO	Min	151	0	36.97	4.0844	81.9606	52.88 %
43	Vanco, Jan	91		PO	Min	143	0	35.84	3.9900	80.0656	51.66 %
44	Hofer, Christian	293		PO	Min	138	10	33.12	3.8647	77.5528	50.03 %
45	Streber, Jurgen	311		PO	Min	149	0	39.33	3.7885	76.0221	49.05 %
46	Zakupszky, Norbert	50		PO	Min	141	10	35.22	3.7195	74.6379	48.15 %
47	Stefaniak, Sebastian	67		PO	Min	145	0	39.87	3.6368	72.9793	47.08 %
48	Nemcok, Libor	235		PO	Min	130	10	33.68	3.5629	71.4968	46.13 %
49	Chalupa, Cyril	35		PO	Min	153	0	43.31	3.5327	70.8893	45.74 %
50	Klepac, Ilja	211		PO	Min	143	0	41.48	3.4474	69.1791	44.63 %
51	Wuhrleitner, Roland	317		PO	Min	139	0	41.08	3.3836	67.8988	43.81 %
52	Eder, Robert	308		PO	Min	143	30	34.90	3.2378	64.9727	41.92 %
53	Fujasova, Zuzana		U	PO	Min	147	0	46.04	3.1929	64.0707	41.34 %
54	Zalejsky, Rostislav	301		PO	Min	143	0	48.43	2.9527	59.2515	38.23 %
55	Muhlegger, Bernhard	307		PO	Min	143	0	50.04	2.8577	57.3451	37.00 %
56	Talakic, Alan	54		PO	Min	137	30	43.06	2.4849	49.8640	32.17 %
57	Mock, Dieter	287		PO	Min	117	10	49.22	2.1739	43.6234	28.14 %
58	Zakupszky, Gabor	51		PO	Min	140	30	54.58	2.0154	40.4424	26.09 %
59	(DQ) Siska, Milos			PO	Min						
60	(DQ) Fellner, Manfred		Trieda	PO	Min						

Stage Results - Revolver

Place	Name	No.	Class	Div	PF	Points	Pen	Time	Hit Factor	Stage Pts	Stage %
1	Kroiss, Robert	207		R	Min	147	0	33.05	4.4478	155.0000	100.00 %
2	Kirchweger, Hermann	316		R	Min	141	0	46.36	3.0414	105.9892	68.38 %
3	Mark, Szegedi	138		R	Min	153	0	56.64	2.7013	94.1356	60.73 %
4	Kormanyos, Maria	37		R	Min	127	30	56.13	1.7281	60.2230	38.85 %

Stage Results - Standard

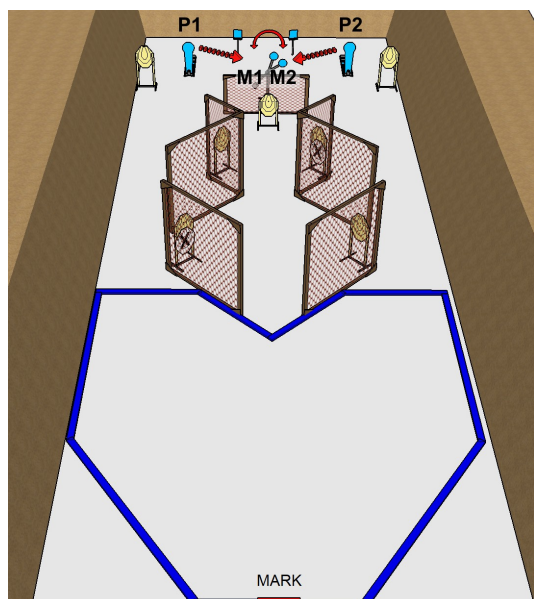
Place	Name	No.	Class	Div	PF	Points	Pen	Time	Hit Factor	Stage Pts	Stage %
1	Rakusan, Josef	366		S	Maj	153	0	21.42	7.1429	155.0000	100.00 %
2	Liehne, Zdenek	365		S	Maj	153	0	24.26	6.3067	136.8549	88.29 %
3	Znamenacek, Petr	364		S	Maj	145	10	22.74	5.9367	128.8259	83.11 %
4	Mueller, Sergej	353		S	Maj	150	0	25.48	5.8870	127.7473	82.42 %
5	Ciesielski, Marcin	11		S	Maj	151	0	25.67	5.8824	127.6471	82.35 %
6	Koller, Hans Georg	203		S	Maj	150	0	26.16	5.7339	124.4266	80.28 %
7	Galstyan, Haykaz	191		S	Min	144	20	22.05	5.6236	122.0317	78.73 %
8	Koc, Marcin	82		S	Min	147	0	26.95	5.4545	118.3636	76.36 %
9	Mongel, Egon	120		S	Min	147	0	27.16	5.4124	117.4485	75.77 %
10	Kopunec, Peter	80		S	Maj	148	0	27.37	5.4074	117.3402	75.70 %

11	Gazdik, Lukas	129	S	Min	139	0	26.35	5.2751	114.4706	73.85 %
12	Benesch, Thomas	295	S	Maj	153	0	29.12	5.2541	114.0144	73.56 %
13	Albrecht, Zoltan	377	S	Maj	142	0	27.24	5.2129	113.1204	72.98 %
14	Mikula, Jozef	259	S	Maj	150	0	28.80	5.2083	113.0208	72.92 %
15	Gal, Krisztian	230	S	Maj	140	10	25.94	5.0116	108.7510	70.16 %
16	Zdesar, Franci	345	S	Maj	149	10	28.02	4.9607	107.6481	69.45 %
17	Stanko, Lubomir	44	S	Min	149	0	30.38	4.9045	106.4286	68.66 %
18	Gal, Kristof	231	S	Maj	142	10	27.03	4.8835	105.9711	68.37 %
19	Pasztor, Viktor	105	S	Min	153	0	31.80	4.8113	104.4057	67.36 %
20	Cimos, Lech	107	S	Min	145	0	30.53	4.7494	103.0626	66.49 %
21	Soustar, Ivo	100	S	Maj	145	0	30.86	4.6986	101.9605	65.78 %
22	Mikes, Filip	29	S	Maj	150	0	32.20	4.6584	101.0870	65.22 %
23	Satalan, Victor Alex	188	S	Min	139	0	30.22	4.5996	99.8114	64.39 %
24	Zebegney, Robert	258	S	Min	141	0	30.83	4.5735	99.2442	64.03 %
25	Stranz, Jurgen	152	S	Min	149	10	30.83	4.5086	97.8365	63.12 %
26	Sumaj, Martin	255	S	Min	149	0	33.15	4.4947	97.5354	62.93 %
27	Misik, Peter	184	S	Min	132	10	27.76	4.3948	95.3674	61.53 %
28	Biedermann, Thomas	2	S	Maj	147	0	33.68	4.3646	94.7120	61.10 %
29	Ridoskova, Alexandra	161	S	Min	141	0	32.74	4.3067	93.4545	60.29 %
30	Stanislav, Spevak	360	S	Min	131	0	30.53	4.2909	93.1117	60.07 %
31	Muller, Alexander	355	S	Maj	140	10	30.34	4.2848	92.9796	59.99 %
32	Baar, Alexander	208	S	Min	145	0	33.91	4.2760	92.7897	59.86 %
33	Botkova, Zuzana	333	S	Min	137	0	32.37	4.2323	91.8412	59.25 %
34	Marek, Petr	290	S	Min	143	0	34.14	4.1886	90.8934	58.64 %
35	Smejkal, Martin	291	S	Min	139	0	33.30	4.1742	90.5796	58.44 %
36	Kvasnica, Juraj	30	S	Min	143	0	34.75	4.1151	89.2978	57.61 %
37	Schneider, Katharina	305	S	Maj	147	0	35.79	4.1073	89.1282	57.50 %
38	Molitor, Armin	282	S	Min	145	0	35.41	4.0949	88.8591	57.33 %
39	Schmidt, Ferdinand	292	S	Min	143	0	35.01	4.0845	88.6347	57.18 %
40	Velicko, Laurius	104	S	Maj	145	10	33.29	4.0553	87.9994	56.77 %
41	Kor-Hanak, Tibor	339	S	Min	134	10	31.11	3.9859	86.4931	55.80 %
42	Labanc, Daniel	103	S	Min	134	10	31.20	3.9744	86.2436	55.64 %
43	Racek, Jaroslav	98	S	Min	149	0	37.87	3.9345	85.3789	55.08 %
44	Egger, Thomas	5	S	Min	147	0	37.42	3.9284	85.2459	55.00 %
45	Pajor, Zoltan	134	S	Min	137	0	35.24	3.8876	84.3615	54.43 %
46	Azbukin, Denis	151	S	Min	145	0	37.30	3.8874	84.3566	54.42 %
47	Bicsak, Laszlo Andras	79	S	Min	143	0	36.96	3.8690	83.9583	54.17 %
48	Szabo, Karoly	135	S	Min	135	0	35.14	3.8418	83.3665	53.78 %
49	Kosikova, Simona	92	S	Min	137	0	35.75	3.8322	83.1580	53.65 %
50	Kurczewski, Slavek	90	S	Min	142	10	34.62	3.8128	82.7383	53.38 %
51	Mayr, Matthias	285	S	Min	141	0	37.31	3.7791	82.0075	52.91 %
52	Gombalik, Ladislav	128	S	Min	141	0	37.52	3.7580	81.5485	52.61 %
53	Labanc, Martin	102	S	Min	147	0	39.37	3.7338	81.0236	52.27 %
54	Siska, Michal	178	S	Min	131	0	35.29	3.7121	80.5526	51.97 %
55	Popovic, Bohuslav	132	S	Min	145	0	39.88	3.6359	78.8992	50.90 %
56	Horzinger, Gerhard	274	S	Maj	150	0	41.35	3.6276	78.7183	50.79 %
57	Szczesna, Anna	110	S	Min	143	0	39.56	3.6148	78.4403	50.61 %
58	Kovacs, Gyula	137	S	Min	139	0	38.64	3.5973	78.0616	50.36 %
59	Brandstetter, Wolfgang	198	S	Min	143	0	39.90	3.5840	77.7719	50.18 %
60	Potocky, Peter	95	S	Maj	148	0	41.58	3.5594	77.2391	49.83 %
61	Szalai, Laszlo	52	S	Maj	145	10	37.95	3.5573	77.1937	49.80 %
62	Leszczynska, Julia	83	S	Min	146	10	38.47	3.5352	76.7143	49.49 %
63	Pancik, Lubomir	94	S	Min	145	0	41.24	3.5160	76.2973	49.22 %
64	Hanulak, Jozef	183	S	Min	136	10	35.98	3.5019	75.9922	49.03 %
65	Jarco, Barbara	237	S	Min	141	0	41.00	3.4390	74.6268	48.15 %
66	Bicskei, Beata	141	S	Min	139	0	41.35	3.3615	72.9456	47.06 %
67	Seiberl, Thomas	309	S	Min	141	0	42.28	3.3349	72.3675	46.69 %
68	Winkler, Kilian	283	S	Min	125	0	37.49	3.3342	72.3526	46.68 %
69	Zsolt, Lazar	376	S	Min	128	10	35.51	3.3230	72.1093	46.52 %
70	Rojko, Marek	133	S	Min	133	0	40.26	3.3035	71.6865	46.25 %
71	Noga, Tadeusz	45	S	Min	149	0	45.31	3.2885	71.3595	46.04 %
72	Wurm, Adrian	8	S	Min	153	0	47.11	3.2477	70.4755	45.47 %
73	Richard, Davidhazi	140	S	Min	147	0	46.68	3.1491	68.3355	44.09 %

74	Sirtl, Andreas	354	S	Min	140	10	41.60	3.1250	67.8125	43.75 %
75	Zaluska, Witold	22	S	Min	132	10	40.80	2.9902	64.8873	41.86 %
76	Kainz, Dieter	294	S	Min	151	0	50.98	2.9619	64.2742	41.47 %
77	Wakolbinger, Martin	321	S	Min	138	10	43.38	2.9507	64.0295	41.31 %
78	Krupinski, Aleksander	48	S	Min	131	0	44.58	2.9385	63.7663	41.14 %
79	Paroczai, Rita	336	S	Min	133	0	48.53	2.7406	59.4704	38.37 %
80	Keller, Richard	20	S	Min	135	0	49.62	2.7207	59.0387	38.09 %
81	Kovac, Ondrej	U	S	Maj	138	30	42.54	2.5388	55.0917	35.54 %
82	Rzesniowiecki, Roman	86	S	Min	132	10	49.53	2.4632	53.4504	34.48 %
83	Ribisch, Hans-Peter	266	S	Min	133	40	44.73	2.0791	45.1174	29.11 %
84	Palau, Marika	21	S	Min	143	0	81.26	1.7598	38.1873	24.64 %
85	David, Jaroslav	220	S	Maj	121	80	36.74	1.1159	24.2161	15.62 %
86	(DQ) Hua, Wei	U	S	Maj						

Generated by PractiScore for Android (1.7.29 Xiaomi) at 2023-05-10 23:03 +0200

Mosquito Match 2023 HG & PCC - Stejdž 7 - 2023-05-07



Stage Results - Classic

Place	Name	No.	Class	Div	PF	Points	Pen	Time	Hit Factor	Stage Pts	Stage %
1	Szczesny, Bartosz	324		C	Min	98	0	16.83	5.8229	100.0000	100.00 %
2	Batki, Gyorgy	381		C	Min	94	0	17.72	5.3047	91.1008	91.10 %
3	Cernigoj, Robert	344		C	Min	96	0	18.32	5.2402	89.9920	89.99 %
4	Poliacik, Martin	257		C	Min	96	0	21.31	4.5049	77.3652	77.37 %
5	Kala, Jakub	200		C	Min	100	0	22.25	4.4944	77.1841	77.18 %
6	Kovar, Zbynek	46		C	Min	94	0	22.01	4.2708	73.3442	73.34 %
7	Rauscher, Dietmar	310		C	Maj	95	0	22.26	4.2677	73.2920	73.29 %
8	Miglecz, Gyula	171		C	Min	92	0	21.58	4.2632	73.2140	73.21 %
9	Staszczyk, Bartosz	111		C	Min	92	0	21.77	4.2260	72.5751	72.58 %
10	Bobaly, Mihaly	373		C	Min	100	0	23.77	4.2070	72.2485	72.25 %
11	Behal, Jiri	213		C	Min	94	0	22.61	4.1575	71.3979	71.40 %
12	Szaszi, Csaba	374		C	Min	94	0	23.94	3.9265	67.4313	67.43 %
13	Robert, Farkas	136		C	Maj	97	0	25.50	3.8039	65.3265	65.33 %
14	Fischer, Christoph	202		C	Min	88	0	23.68	3.7162	63.8203	63.82 %
15	Busza, Marcin	112		C	Min	86	0	25.29	3.4006	58.3993	58.40 %
16	Fischer, Manfred	267		C	Min	87	10	26.59	2.8958	49.7314	49.73 %
17	Vnucko, Jan	252		C	Min	96	0	46.55	2.0623	35.4168	35.42 %
18	Wieland, Gunter	23		C	Min	94	0	62.70	1.4992	25.7465	25.75 %

Stage Results - Open

Place	Name	No.	Class	Div	PF	Points	Pen	Time	Hit Factor	Stage Pts	Stage %
1	Havlicek, Miroslav	368		O	Maj	98	0	13.49	7.2646	100.0000	100.00 %
2	Henes, Zdenek	189		O	Maj	97	0	15.00	6.4667	89.0156	89.02 %
3	Barkanyi, Laszlo	335		O	Maj	94	0	15.18	6.1924	85.2397	85.24 %
4	Elkobi, Eliyahu	357		O	Maj	95	0	15.48	6.1370	84.4770	84.48 %
5	Tomaini, Fabio	251		O	Maj	97	0	15.92	6.0930	83.8715	83.87 %
6	Sera, Martina	342		O	Maj	95	0	15.89	5.9786	82.2973	82.30 %
7	Muller, Georg	186		O	Maj	96	0	16.59	5.7866	79.6546	79.65 %
8	Rossetto, Denny	352		O	Min	96	0	17.31	5.5459	76.3414	76.34 %
9	Samek, Petr	115		O	Maj	96	0	17.92	5.3571	73.7427	73.74 %
10	Kocian, Norbert	180		O	Maj	96	0	18.49	5.1920	71.4694	71.47 %
11	Kneringer, Mario	6		O	Maj	96	0	18.77	5.1145	70.4033	70.40 %
12	Kutschi, Lukas	298		O	Maj	94	0	18.47	5.0893	70.0562	70.06 %
13	Pawlik, Celina	325		O	Maj	93	0	18.78	4.9521	68.1669	68.17 %
14	Novotny, Jaroslav	346		O	Maj	98	0	19.86	4.9345	67.9255	67.93 %
15	Maierhofer, Christian	320		O	Maj	98	0	19.92	4.9197	67.7209	67.72 %
16	Kwiatkowski, Roland	275		O	Maj	100	0	21.98	4.5496	62.6265	62.63 %
17	Till, Raphael	319		O	Maj	97	0	21.44	4.5243	62.2777	62.28 %

18	Roland, Pap	337	O	Maj	96	0	21.32	4.5028	61.9826	61.98 %
19	Gibart, Banyai	338	O	Maj	95	0	21.50	4.4186	60.8234	60.82 %
20	Eisl, Alexander	314	O	Maj	95	0	21.75	4.3678	60.1243	60.12 %
21	Aigner, Edeltraut	303	O	Maj	96	0	22.33	4.2991	59.1791	59.18 %
22	Sery, Jiri	343	O	Maj	93	0	22.22	4.1854	57.6136	57.61 %
23	Zeindl, Stefan	3	O	Maj	94	0	23.84	3.9430	54.2760	54.28 %
24	Weber, Gunter	273	O	Maj	96	10	22.21	3.8721	53.3011	53.30 %
25	Dvorak, Andrea	315	O	Maj	94	0	24.79	3.7919	52.1960	52.20 %
26	Lazorik, Maros	127	O	Maj	97	0	26.56	3.6521	50.2724	50.27 %
27	Steurer, Margit	272	O	Maj	99	0	28.21	3.5094	48.3079	48.31 %
28	Willhalm, Klaus	318	O	Maj	100	0	30.19	3.3124	45.5956	45.60 %
29	Kneringer, Sandra	7	O	Maj	90	0	27.40	3.2847	45.2145	45.21 %
30	Nahule, Ahmad	358	O	Min	91	10	26.29	3.0810	42.4112	42.41 %
31	Zacek, Milan	81	O	Maj	97	0	34.35	2.8239	38.8715	38.87 %
32	Gerencser, Miklos	55	O	Maj	97	0	34.63	2.8010	38.5572	38.56 %
33	Aigner, Michael	302	O	Maj	91	20	25.42	2.7931	38.4476	38.45 %
34	Adler, Franz	276	O	Maj	100	0	37.37	2.6759	36.8352	36.84 %
35	Nandor, Reider	340	O	Maj	77	50	20.21	1.3360	18.3901	18.39 %
36	Geerts, Hans	33	O	Maj	63	80	28.00	0.0000	0.0000	0.00 %
37	(DQ) Halpern, Shalom		O	Maj						
38	(DQ) Eitan, Gill		O	Maj						

Stage Results - PCC

Place	Name	No.	Class	Div	PF	Points	Pen	Time	Hit Factor	Stage Pts	Stage %
1	Semic, Matija	222		PCC	Min	96	0	14.61	6.5708	100.0000	100.00 %
2	Fedor, Marian	156		PCC	Min	96	0	14.80	6.4865	98.7162	98.72 %
3	Tomascin, Andrej	247		PCC	Min	96	0	14.84	6.4690	98.4501	98.45 %
4	Palka, Jan	225		PCC	Min	100	0	16.46	6.0753	92.4590	92.46 %
5	Karlin, Marcus	214		PCC	Min	84	0	13.92	6.0345	91.8373	91.84 %
6	Jozsef, Hodi	139		PCC	Min	96	0	16.21	5.9223	90.1295	90.13 %
7	Gromovas, Andrejus	143		PCC	Min	98	0	16.66	5.8824	89.5221	89.52 %
8	Prandstotter, Martin	299		PCC	Min	100	0	17.18	5.8207	88.5841	88.58 %
9	Thaler, Martin	199		PCC	Min	96	0	16.66	5.7623	87.6951	87.70 %
10	Kiss, Gabor	168		PCC	Min	100	0	17.46	5.7274	87.1635	87.16 %
11	Hajnsek, Kristjan	349		PCC	Min	92	0	16.20	5.6790	86.4275	86.43 %
12	Kastl, Christoph	265		PCC	Min	98	0	17.76	5.5180	83.9773	83.98 %
13	Szarvas, Peter	169		PCC	Min	96	0	17.67	5.4329	82.6825	82.68 %
14	Bajc, Ernest	223		PCC	Min	100	0	18.41	5.4318	82.6657	82.67 %
15	Nagy, Ernest	330		PCC	Min	100	0	18.45	5.4201	82.4864	82.49 %
16	Halasi, Gergely	379		PCC	Min	94	0	17.75	5.2958	80.5951	80.60 %
17	Bulko, Peter	153		PCC	Min	96	0	18.26	5.2574	80.0110	80.01 %
18	Coroban, Iurie	125		PCC	Min	100	0	19.09	5.2383	79.7211	79.72 %
19	Flajszer, Kamil	74		PCC	Min	90	0	17.28	5.2083	79.2643	79.26 %
20	Boca, Rastislav	155		PCC	Min	98	0	19.11	5.1282	78.0449	78.04 %
21	Moretti, Nico	234		PCC	Min	98	0	19.50	5.0256	76.4840	76.48 %
22	Szyszka, Amadeusz	261		PCC	Min	100	0	19.93	5.0176	76.3610	76.36 %
23	Pevek, Markus	217		PCC	Min	98	0	19.65	4.9873	75.9001	75.90 %
24	Popiolek, Grzegorz	146		PCC	Min	90	0	18.15	4.9587	75.4649	75.46 %
25	Ladisich, Robert	263		PCC	Min	98	10	17.82	4.9383	75.1543	75.15 %
26	Ambrus, Oliver	167		PCC	Min	96	0	19.61	4.8955	74.5028	74.50 %
27	Ebner, Christoph	286		PCC	Min	96	10	17.75	4.8451	73.7359	73.74 %
28	Krychl, Michael	216		PCC	Min	98	0	20.40	4.8039	73.1097	73.11 %
29	Moraru, Andrei	147		PCC	Min	94	10	18.05	4.6537	70.8241	70.82 %
30	Szundi, Andrej	164		PCC	Min	95	10	18.41	4.6171	70.2658	70.27 %
31	Berger, Franz	206		PCC	Min	92	0	20.60	4.4660	67.9672	67.97 %
32	Kubac, Vitezslav	68		PCC	Min	96	0	21.83	4.3976	66.9262	66.93 %
33	Novak, Lubor	190		PCC	Min	88	0	20.37	4.3201	65.7462	65.75 %
34	Norbert, Kara	175		PCC	Min	96	10	20.00	4.3000	65.4406	65.44 %
35	Thalmann, Daniel	288		PCC	Min	93	10	19.60	4.2347	64.4467	64.45 %
36	Palmai, Adam	172		PCC	Min	100	0	23.95	4.1754	63.5438	63.54 %
37	Kubus, Mats	242		PCC	Min	92	0	22.06	4.1704	63.4689	63.47 %
38	Synek, Milos	69		PCC	Min	96	0	23.11	4.1540	63.2194	63.22 %

39	Veres, Robert	260	PCC	Min	94	10	20.24	4.1502	63.1608	63.16 %
40	Lenzelbauer, Peter	121	PCC	Min	98	10	21.22	4.1470	63.1126	63.11 %
41	Sotet, Gabor	38	PCC	Min	94	0	22.87	4.1102	62.5519	62.55 %
42	Ferenc, Karadi	174	PCC	Min	90	0	22.68	3.9683	60.3919	60.39 %
43	Sirk, Julius	296	PCC	Min	86	20	17.09	3.8619	58.7734	58.77 %
44	Rehak, Michael	219	PCC	Min	94	0	24.80	3.7903	57.6840	57.68 %
45	Muehlegger, Sarah	306	PCC	Min	96	0	25.75	3.7282	56.7379	56.74 %
46	Scepko, Samuel	163	PCC	Min	88	30	15.92	3.6432	55.4452	55.45 %
47	Meles, Radovan	249	PCC	Min	98	10	24.41	3.6051	54.8648	54.86 %
48	Jud, Manfred	297	PCC	Min	94	0	26.21	3.5864	54.5808	54.58 %
49	Kominek, Jiri	212	PCC	Min	84	30	16.12	3.3499	50.9809	50.98 %
50	Jozsef, Santa	380	PCC	Min	98	20	23.78	3.2801	49.9185	49.92 %
51	Busolin, Pavel	77	PCC	Min	90	0	28.33	3.1768	48.3476	48.35 %
52	Kisters, Rob	36	PCC	Min	86	20	24.50	2.6939	40.9974	41.00 %
53	Jakube, Patrik	158	PCC	Min	98	10	32.90	2.6748	40.7067	40.71 %
54	Weissl, Martin	204	PCC	Min	90	40	19.85	2.5189	38.3344	38.33 %
55	Hars, Roland	382	PCC	Min	86	40	20.74	2.2179	33.7542	33.75 %
56	Kerber, Gerald	268	PCC	Min	86	30	26.05	2.1497	32.7159	32.72 %
57	Spratek, Dusan	246	PCC	Min	80	30	23.57	2.1213	32.2842	32.28 %
58	Radolec, Milan	59	PCC	Min	95	10	43.43	1.9572	29.7857	29.79 %
59	Riedhart, Hermann	284	PCC	Min	88	30	30.39	1.9085	29.0453	29.05 %
60	Erdelyi, Lilla	176	PCC	Min	95	20	58.52	1.2816	19.5045	19.50 %
61	Ladisich, Sonja	264	PCC	Min	84	30	50.18	1.0761	16.3773	16.38 %
62	Waldschutz, Wolfgang	218	PCC	Min	0	0	0.00	0.0000	0.0000	0.00 %

Stage Results - Production

Place	Name	No.	Class	Div	PF	Points	Pen	Time	Hit Factor	Stage Pts	Stage %
1	Stepan, Michal	221		P	Min	100	0	15.00	6.6667	100.0000	100.00 %
2	Szundi, Mate	162		P	Min	100	0	17.51	5.7110	85.6653	85.67 %
3	Momcilovic, Ljubisa	15		P	Min	98	0	17.24	5.6845	85.2668	85.27 %
4	Gasteiger, Klaus	205		P	Min	96	0	18.77	5.1145	76.7182	76.72 %
5	Liehne, Jan	371		P	Min	100	0	19.84	5.0403	75.6048	75.60 %
6	Vysny, Marian	244		P	Min	98	0	19.91	4.9221	73.8322	73.83 %
7	Dolezal, Philipp	262		P	Min	88	0	18.00	4.8889	73.3333	73.33 %
8	Tomolya, Stepan	350		P	Min	92	0	19.00	4.8421	72.6316	72.63 %
9	Bindik, Franta	363		P	Min	96	0	20.35	4.7174	70.7617	70.76 %
10	Cimos, Donatas	106		P	Min	96	0	20.51	4.6806	70.2097	70.21 %
11	Lengauer, Timo	232		P	Min	94	0	20.12	4.6720	70.0795	70.08 %
12	Chmura, Tomas	245		P	Min	92	10	17.58	4.6644	69.9659	69.97 %
13	Cemsak, Martin	250		P	Min	92	0	19.75	4.6582	69.8734	69.87 %
14	Popovic, Aleksa	17		P	Min	96	0	20.81	4.6132	69.1975	69.20 %
15	Gheorghii, Caldarari	150		P	Min	98	0	21.28	4.6053	69.0789	69.08 %
16	Simon, Heiligenbrunner	209		P	Min	96	0	21.09	4.5519	68.2788	68.28 %
17	Obermajer, Attila	378		P	Min	94	0	20.80	4.5192	67.7885	67.79 %
18	drimaj, Peter	124		P	Min	98	0	21.93	4.4688	67.0315	67.03 %
19	Cumova, Miroslava	224		P	Min	96	0	21.50	4.4651	66.9767	66.98 %
20	Michalec, Lubomir	119		P	Min	92	0	20.72	4.4402	66.6023	66.60 %
21	Sciranka, Martin	10		P	Min	94	0	21.29	4.4152	66.2283	66.23 %
22	Bednarik, Marian	179		P	Min	98	0	22.20	4.4144	66.2162	66.22 %
23	Tomcala, Peter	31		P	Min	88	0	20.40	4.3137	64.7059	64.71 %
24	Nemcova, Petra	122		P	Min	92	0	21.88	4.2048	63.0713	63.07 %
25	Majstorovic, Davor	13		P	Min	88	0	21.19	4.1529	62.2935	62.29 %
26	Ulreich, Rainer	117		P	Min	100	0	24.25	4.1237	61.8557	61.86 %
27	Polievka, Lubomir	85		P	Min	96	0	23.64	4.0609	60.9137	60.91 %
28	Najmonova, Hana	367		P	Min	98	0	24.22	4.0462	60.6936	60.69 %
29	Dzuho, Elvir	42		P	Min	86	0	21.40	4.0187	60.2804	60.28 %
30	Gahir ml., Marek		U	P	Min	92	0	23.13	3.9775	59.6628	59.66 %
31	Tichy, Lukas	97		P	Min	96	10	21.65	3.9723	59.5843	59.58 %
32	Krejcirova, Lenka	229		P	Min	98	0	25.03	3.9153	58.7295	58.73 %
33	Brezina, Marek	240		P	Min	92	0	23.57	3.9033	58.5490	58.55 %
34	Sliva, Tomas	49		P	Min	92	0	23.59	3.9000	58.4994	58.50 %
35	Musial, Pawel	24		P	Min	96	0	24.65	3.8945	58.4178	58.42 %

36	Racek, Jarda	99		P	Min	92	0	24.13	3.8127	57.1902	57.19 %
37	Momcilovic, Snezana	16		P	Min	86	0	22.68	3.7919	56.8783	56.88 %
38	Istvan, Bujdoso	27		P	Min	92	0	24.42	3.7674	56.5111	56.51 %
39	Gadek, Wojciech	56		P	Min	90	0	24.33	3.6991	55.4871	55.49 %
40	Simek, Lukas		Trieda	P	Min	86	0	23.31	3.6894	55.3411	55.34 %
41	Weissnegger, Barbara	116		P	Min	86	0	23.36	3.6815	55.2226	55.22 %
42	Cipkus, Zilvinas	109		P	Min	96	0	26.60	3.6090	54.1353	54.14 %
43	Saric, Goran	14		P	Min	91	10	23.00	3.5217	52.8261	52.83 %
44	Ruzicka, Milan	88		P	Min	86	0	24.71	3.4804	52.2056	52.21 %
45	Kreutz, Erich	182		P	Min	89	10	22.72	3.4771	52.1567	52.16 %
46	Kastner, Kerstin	192		P	Min	92	0	26.61	3.4573	51.8602	51.86 %
47	Rajman, Jiri	369		P	Min	90	0	26.21	3.4338	51.5071	51.51 %
48	Sedy, Roman		U	P	Min	90	0	26.60	3.3835	50.7519	50.75 %
49	Kendlbacher, Florian	304		P	Min	88	0	26.12	3.3691	50.5360	50.54 %
50	Polak, Peter	253		P	Min	96	0	29.75	3.2269	48.4034	48.40 %
51	Vancura, Jan	201		P	Min	87	10	24.11	3.1937	47.9054	47.91 %
52	Trencan, Peter	256		P	Min	90	0	28.31	3.1791	47.6863	47.69 %
53	Talpas, Jozef	84		P	Min	90	0	28.94	3.1099	46.6482	46.65 %
54	Tobias, Matyas	19		P	Min	85	10	25.19	2.9774	44.6606	44.66 %
55	Dipa, Dzenan	41		P	Min	88	0	29.82	2.9510	44.2656	44.27 %
56	Bindhammer, Christoph	280		P	Min	94	0	31.96	2.9412	44.1176	44.12 %
57	Velic, Miroslav	154		P	Min	96	10	30.21	2.8467	42.7011	42.70 %
58	Pancik, Vladimir	96		P	Min	91	10	28.61	2.8312	42.4677	42.47 %
59	Mindek, Martin	32		P	Min	96	0	34.03	2.8210	42.3156	42.32 %
60	Varos, Peter	243		P	Min	88	0	32.55	2.7035	40.5530	40.55 %
61	Czuczor, Zsolt	73		P	Min	90	0	34.62	2.5997	38.9948	38.99 %
62	Vielhaber, Gunther	270		P	Min	92	10	32.40	2.5309	37.9630	37.96 %
63	Balazs, Zoltan		U	P	Min	86	30	23.29	2.4045	36.0670	36.07 %
64	Leonardelli, Laura	248		P	Min	92	0	39.84	2.3092	34.6386	34.64 %
65	Moser, Werner	279		P	Min	81	10	30.85	2.3015	34.5219	34.52 %
66	Popluhar, Patrik	181		P	Min	87	10	33.62	2.2903	34.3546	34.35 %
67	Bakalar, Martin	28		P	Min	84	0	38.56	2.1784	32.6763	32.68 %
68	Man, Jakub	351		P	Min	86	30	26.94	2.0787	31.1804	31.18 %
69	Reiter, Celine	233		P	Min	80	0	40.78	1.9617	29.4262	29.43 %
70	Kugler, Karol	89		P	Min	98	10	44.96	1.9573	29.3594	29.36 %
71	Zax, Vladlen	361		P	Min	86	0	45.29	1.8989	28.4831	28.48 %
72	Iacomini, Stefano	334		P	Min	88	30	33.56	1.7282	25.9237	25.92 %
73	Lennert, Adam	281		P	Min	83	30	44.53	1.1902	17.8531	17.85 %
74	Pils, Lukas	312		P	Min	81	10	67.16	1.0572	15.8577	15.86 %
75	Siklosi, Aliz	78		P	Min	65	40	56.69	0.4410	6.6149	6.61 %
76	Kupcak, Vladimir	62		P	Min	0	0	0.00	0.0000	0.0000	0.00 %
77	Sneberger, Jakob	123		P	Min	30	230	6.72	0.0000	0.0000	0.00 %
78	(DQ) Tkacenko, Vladimir			P	Min						

Stage Results - Production Optics

Place	Name	No.	Class	Div	PF	Points	Pen	Time	Hit Factor	Stage Pts	Stage %
1	Keppel, Dylan	331		PO	Min	96	0	14.68	6.5395	100.0000	100.00 %
2	Maska, Richard	226		PO	Min	94	0	16.26	5.7811	88.4020	88.40 %
3	Sartor, Marco	113		PO	Min	98	0	17.07	5.7411	87.7905	87.79 %
4	Hrnciarik, Andrej	126		PO	Min	92	0	16.06	5.7285	87.5986	87.60 %
5	Ritter, Jakob	269		PO	Min	94	0	16.43	5.7212	87.4873	87.49 %
6	Zapletal, Miroslav	327		PO	Min	98	0	17.29	5.6680	86.6734	86.67 %
7	Zencar jr., Pavol	144		PO	Min	92	0	16.41	5.6063	85.7302	85.73 %
8	Pavlik, Jan	145		PO	Min	100	0	18.06	5.5371	84.6715	84.67 %
9	Pijacek, Petr	300		PO	Min	90	0	17.30	5.2023	79.5520	79.55 %
10	Binkevicius, Ramunas	108		PO	Min	96	0	19.01	5.0500	77.2225	77.22 %
11	Cooper, Justin	322		PO	Min	98	0	19.89	4.9271	75.3436	75.34 %
12	Venturato, Giulia	114		PO	Min	92	0	18.77	4.9014	74.9512	74.95 %
13	Skvarenina, Andrej	227		PO	Min	92	0	18.93	4.8600	74.3177	74.32 %
14	Michalak, Norbert	329		PO	Min	96	0	19.90	4.8241	73.7688	73.77 %
15	Galazka, Marcin	328		PO	Min	96	0	20.19	4.7548	72.7093	72.71 %
16	Stettin, Andreas	4		PO	Min	98	0	21.23	4.6161	70.5880	70.59 %

17	Mayrhofer, Christoph	313		PO	Min	94	0	20.46	4.5943	70.2550	70.25 %
18	Redeck, Tomasz		Trieda	PO	Min	90	0	19.69	4.5708	69.8959	69.90 %
19	Kan, Peter	75		PO	Min	96	0	21.21	4.5262	69.2126	69.21 %
20	Kubica, Dusan	70		PO	Min	92	0	20.51	4.4856	68.5926	68.59 %
21	Barancik, Ivan	254		PO	Min	96	0	21.44	4.4776	68.4701	68.47 %
22	Kubicova Bopkova, Eniko	71		PO	Min	96	0	21.44	4.4776	68.4701	68.47 %
23	Penov, Andon	157		PO	Min	92	0	21.50	4.2791	65.4341	65.43 %
24	Hatar, Jakub	87		PO	Min	94	0	22.23	4.2285	64.6611	64.66 %
25	Gardian, Michal	347		PO	Min	98	0	23.53	4.1649	63.6882	63.69 %
26	Dacic, Dimitrije	18		PO	Min	92	0	22.16	4.1516	63.4853	63.49 %
27	Cruz, Oliver	118		PO	Min	92	0	22.23	4.1386	63.2854	63.29 %
28	Holubowski, Tomasz	323		PO	Min	92	0	22.48	4.0925	62.5816	62.58 %
29	Kovacs, Attila	375		PO	Min	96	0	23.51	4.0834	62.4415	62.44 %
30	Volk, Alexander	326		PO	Min	84	0	20.84	4.0307	61.6363	61.64 %
31	Chalupa, Cyril	35		PO	Min	96	0	23.96	4.0067	61.2688	61.27 %
32	Horvath, Beata Zsanett	332		PO	Min	90	0	22.47	4.0053	61.2483	61.25 %
33	Eder, Robert	308		PO	Min	96	0	24.12	3.9801	60.8624	60.86 %
34	Slavik, Daniel	101		PO	Min	94	0	23.68	3.9696	60.7017	60.70 %
35	Hollo, Nikolette	12		PO	Min	96	0	24.74	3.8804	59.3371	59.34 %
36	Vanco, Jan	91		PO	Min	98	0	25.81	3.7970	58.0621	58.06 %
37	Hofer, Christian	293		PO	Min	96	0	25.47	3.7691	57.6364	57.64 %
38	Adamec, Lubos	34		PO	Min	90	0	24.00	3.7500	57.3438	57.34 %
39	Satalan, Ovidiu Alex	187		PO	Min	96	0	25.69	3.7369	57.1429	57.14 %
40	Pitonak, Martin	236		PO	Min	86	0	23.61	3.6425	55.7003	55.70 %
41	Kobos, Krzysztof	348		PO	Min	88	0	24.84	3.5427	54.1734	54.17 %
42	Nemcok, Libor	235		PO	Min	92	0	27.66	3.3261	50.8617	50.86 %
43	Fichtinger, Markus	25		PO	Min	94	0	28.44	3.3052	50.5421	50.54 %
44	Hukel, Miroslav	93		PO	Min	96	0	29.07	3.3024	50.4988	50.50 %
45	Gebhardt, Jurgen	194		PO	Min	94	0	28.86	3.2571	49.8065	49.81 %
46	Majling, Andrej	53		PO	Min	89	10	25.68	3.0763	47.0421	47.04 %
47	Talakic, Alan	54		PO	Min	90	0	29.43	3.0581	46.7635	46.76 %
48	Klepac, Ilja	211		PO	Min	94	0	33.78	2.7827	42.5523	42.55 %
49	Stefaniak, Sebastian	67		PO	Min	90	0	33.27	2.7051	41.3661	41.37 %
50	Wuhrleitner, Roland	317		PO	Min	91	20	27.86	2.5485	38.9701	38.97 %
51	Muhlegger, Bernhard	307		PO	Min	94	0	37.55	2.5033	38.2801	38.28 %
52	Mock, Dieter	287		PO	Min	88	10	32.24	2.4194	36.9960	37.00 %
53	Fujasova, Zuzana		U	PO	Min	94	0	39.14	2.4016	36.7250	36.73 %
54	Zalejsky, Rostislav	301		PO	Min	86	0	36.38	2.3639	36.1485	36.15 %
55	Zakupszky, Norbert	50		PO	Min	90	10	35.50	2.2535	34.4601	34.46 %
56	Rief, Martin	196		PO	Min	84	30	25.21	2.1420	32.7549	32.75 %
57	Zakupszky, Gabor	51		PO	Min	98	10	52.35	1.6810	25.7052	25.71 %
58	Streber, Jurgen	311		PO	Min	86	30	33.68	1.6627	25.4256	25.43 %
59	(DQ) Siska, Milos			PO	Min						
60	(DQ) Fellner, Manfred		Trieda	PO	Min						

Stage Results - Revolver

Place	Name	No.	Class	Div	PF	Points	Pen	Time	Hit Factor	Stage Pts	Stage %
1	Kroiss, Robert	207		R	Min	88	0	23.21	3.7915	100.0000	100.00 %
2	Kirchweiger, Hermann	316		R	Min	98	0	26.12	3.7519	98.9567	98.96 %
3	Kormanyos, Maria	37		R	Min	96	0	39.41	2.4359	64.2477	64.25 %
4	Mark, Szegedi	138		R	Min	91	20	34.65	2.0491	54.0440	54.04 %

Stage Results - Standard

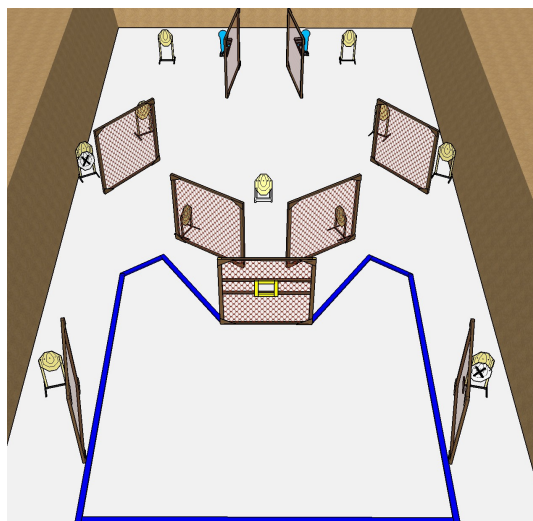
Place	Name	No.	Class	Div	PF	Points	Pen	Time	Hit Factor	Stage Pts	Stage %
1	Znamenacek, Petr	364		S	Maj	100	0	16.85	5.9347	100.0000	100.00 %
2	Liehne, Zdenek	365		S	Maj	98	0	17.96	5.4566	91.9432	91.94 %
3	Rakusan, Josef	366		S	Maj	95	0	17.80	5.3371	89.9298	89.93 %
4	Ciesielski, Marcin	11		S	Maj	97	0	18.27	5.3093	89.4609	89.46 %
5	Benesch, Thomas	295		S	Maj	96	0	19.05	5.0394	84.9134	84.91 %
6	Mongel, Egon	120		S	Min	98	0	19.74	4.9645	83.6525	83.65 %
7	Stranz, Jurgen	152		S	Min	100	0	20.17	4.9579	83.5399	83.54 %

8	Mueller, Sergej	353	S	Maj	98	0	20.02	4.8951	82.4825	82.48 %
9	Koc, Marcin	82	S	Min	92	0	19.46	4.7276	79.6608	79.66 %
10	Gal, Kristof	231	S	Maj	93	0	19.94	4.6640	78.5883	78.59 %
11	Stanislav, Spevak	360	S	Min	94	0	20.73	4.5345	76.4062	76.41 %
12	Gazdik, Lukas	129	S	Min	92	0	20.56	4.4747	75.3988	75.40 %
13	Galstyan, Haykaz	191	S	Min	94	0	21.10	4.4550	75.0664	75.07 %
14	Cimos, Lech	107	S	Min	96	0	21.90	4.3836	73.8630	73.86 %
15	Koller, Hans Georg	203	S	Maj	94	0	21.63	4.3458	73.2270	73.23 %
16	Mikula, Jozef	259	S	Maj	98	0	22.79	4.3001	72.4572	72.46 %
17	Racek, Jaroslav	98	S	Min	94	0	22.41	4.1946	70.6783	70.68 %
18	Albrecht, Zoltan	377	S	Maj	98	0	23.45	4.1791	70.4179	70.42 %
19	Baar, Alexander	208	S	Min	90	0	21.67	4.1532	69.9815	69.98 %
20	Zebegney, Robert	258	S	Min	98	0	24.55	3.9919	67.2627	67.26 %
21	Kvasnica, Juraj	30	S	Min	96	0	24.27	3.9555	66.6502	66.65 %
22	Soustar, Ivo	100	S	Maj	93	0	23.63	3.9357	66.3161	66.32 %
23	Kurczewski, Slavek	90	S	Min	92	0	23.75	3.8737	65.2716	65.27 %
24	Sumaj, Martin	255	S	Min	94	0	24.54	3.8305	64.5436	64.54 %
25	Mikes, Filip	29	S	Maj	95	0	24.93	3.8107	64.2098	64.21 %
26	Zsolt, Lazar	376	S	Min	90	0	23.69	3.7991	64.0144	64.01 %
27	Botkova, Zuzana	333	S	Min	86	0	23.04	3.7326	62.8950	62.89 %
28	Azbukin, Denis	151	S	Min	94	0	25.68	3.6604	61.6783	61.68 %
29	Leszczynska, Julia	83	S	Min	98	0	27.27	3.5937	60.5537	60.55 %
30	David, Jaroslav	220	S	Maj	94	0	26.28	3.5769	60.2702	60.27 %
31	Zdesar, Franci	345	S	Maj	89	10	22.20	3.5586	59.9617	59.96 %
32	Molitor, Armin	282	S	Min	96	0	27.08	3.5451	59.7341	59.73 %
33	Smejkal, Martin	291	S	Min	96	0	27.14	3.5372	59.6021	59.60 %
34	Schmidt, Ferdinand	292	S	Min	90	0	25.64	3.5101	59.1459	59.15 %
35	Schneider, Katharina	305	S	Maj	94	0	26.83	3.5035	59.0347	59.03 %
36	Pasztor, Viktor	105	S	Min	90	0	26.09	3.4496	58.1257	58.13 %
37	Ridoskova, Alexandra	161	S	Min	90	0	26.20	3.4351	57.8817	57.88 %
38	Pajor, Zoltan	134	S	Min	92	0	27.38	3.3601	56.6180	56.62 %
39	Muller, Alexander	355	S	Maj	97	0	29.16	3.3265	56.0511	56.05 %
40	Biedermann, Thomas	2	S	Maj	93	0	28.55	3.2574	54.8879	54.89 %
41	Marek, Petr	290	S	Min	90	0	27.65	3.2550	54.8463	54.85 %
42	Wakolbinger, Martin	321	S	Min	88	0	27.46	3.2047	53.9985	54.00 %
43	Zaluska, Witold	22	S	Min	88	0	27.53	3.1965	53.8612	53.86 %
44	Stanko, Lubomir	44	S	Min	96	0	30.51	3.1465	53.0187	53.02 %
45	Misik, Peter	184	S	Min	93	10	26.53	3.1285	52.7158	52.72 %
46	Gal, Krisztian	230	S	Maj	96	0	30.84	3.1128	52.4514	52.45 %
47	Seiberl, Thomas	309	S	Min	94	0	30.49	3.0830	51.9482	51.95 %
48	Winkler, Kilian	283	S	Min	80	0	26.20	3.0534	51.4504	51.45 %
49	Potocky, Peter	95	S	Maj	97	0	32.43	2.9911	50.3993	50.40 %
50	Mayr, Matthias	285	S	Min	86	0	29.11	2.9543	49.7801	49.78 %
51	Bicsak, Laszlo Andras	79	S	Min	94	0	32.13	2.9256	49.2966	49.30 %
52	Egger, Thomas	5	S	Min	94	0	32.51	2.8914	48.7204	48.72 %
53	Pancik, Lubomir	94	S	Min	94	0	32.82	2.8641	48.2602	48.26 %
54	Sirtl, Andreas	354	S	Min	98	0	34.50	2.8406	47.8638	47.86 %
55	Noga, Tadeusz	45	S	Min	92	0	32.40	2.8395	47.8457	47.85 %
56	Siska, Michal	178	S	Min	90	0	31.98	2.8143	47.4203	47.42 %
57	Wurm, Adrian	8	S	Min	94	0	33.64	2.7943	47.0838	47.08 %
58	Bicskei, Beata	141	S	Min	82	0	29.39	2.7901	47.0126	47.01 %
59	Kosikova, Simona	92	S	Min	92	0	33.10	2.7795	46.8338	46.83 %
60	Horzinger, Gerhard	274	S	Maj	98	0	35.57	2.7551	46.4240	46.42 %
61	Labanc, Martin	102	S	Min	92	0	33.43	2.7520	46.3715	46.37 %
62	Brandstetter, Wolfgang	198	S	Min	92	0	33.83	2.7195	45.8232	45.82 %
63	Kovac, Ondrej	U	S	Maj	91	0	33.52	2.7148	45.7443	45.74 %
64	Kor-Hanak, Tibor	339	S	Min	92	0	33.95	2.7099	45.6613	45.66 %
65	Szalai, Laszlo	52	S	Maj	92	0	34.13	2.6956	45.4205	45.42 %
66	Szabo, Karoly	135	S	Min	98	0	36.76	2.6659	44.9211	44.92 %
67	Szczesna, Anna	110	S	Min	95	10	32.58	2.6090	43.9610	43.96 %
68	Gombalik, Ladislav	128	S	Min	86	0	33.30	2.5826	43.5165	43.52 %
69	Keller, Richard	20	S	Min	90	0	35.47	2.5374	42.7544	42.75 %
70	Richard, Davidhazi	140	S	Min	92	0	38.90	2.3650	39.8509	39.85 %

71	Rojko, Marek	133	S	Min	88	0	37.92	2.3207	39.1034	39.10 %
72	Kovacs, Gyula	137	S	Min	88	0	38.39	2.2923	38.6246	38.62 %
73	Velicko, Laurius	104	S	Maj	93	10	38.73	2.1430	36.1103	36.11 %
74	Ribisch, Hans-Peter	266	S	Min	98	0	46.51	2.1071	35.5042	35.50 %
75	Hanulak, Jozef	183	S	Min	79	30	23.53	2.0824	35.0892	35.09 %
76	Kopunec, Peter	80	S	Maj	81	40	21.00	1.9524	32.8976	32.90 %
77	Labanc, Daniel	103	S	Min	84	0	43.44	1.9337	32.5829	32.58 %
78	Krupinski, Aleksander	48	S	Min	72	0	38.53	1.8687	31.4872	31.49 %
79	Popovic, Bohuslav	132	S	Min	76	30	25.34	1.8153	30.5880	30.59 %
80	Satalan, Victor Alex	188	S	Min	75	10	37.76	1.7214	29.0056	29.01 %
81	Jarco, Barbara	237	S	Min	79	20	38.02	1.5518	26.1481	26.15 %
82	Rzesniowiecki, Roman	86	S	Min	81	30	33.76	1.5107	25.4547	25.45 %
83	Palau, Marika	21	S	Min	90	0	71.24	1.2633	21.2872	21.29 %
84	Paroczai, Rita	336	S	Min	72	20	46.63	1.1152	18.7905	18.79 %
85	Kainz, Dieter	294	S	Min	70	40	39.32	0.7630	12.8561	12.86 %
86	(DQ) Hua, Wei		U	S	Maj					

Generated by PractiScore for Android (1.7.29 Xiaomi) at 2023-05-10 23:03 +0200

Mosquito Match 2023 HG & PCC - Stejdž 8 - 2023-05-07



Stage Results - Classic

Place	Name	No.	Class	Div	PF	Points	Pen	Time	Hit Factor	Stage Pts	Stage %
1	Szczesny, Bartosz	324		C	Min	112	0	18.47	6.0639	120.0000	100.00 %
2	Fischer, Christoph	202		C	Min	102	0	19.66	5.1882	102.6708	85.56 %
3	Miglecz, Gyula	171		C	Min	106	0	20.83	5.0888	100.7040	83.92 %
4	Poliacik, Martin	257		C	Min	116	0	22.93	5.0589	100.1115	83.43 %
5	Batki, Gyorgy	381		C	Min	111	10	19.97	5.0576	100.0860	83.41 %
6	Kala, Jakub	200		C	Min	104	0	21.18	4.9103	97.1712	80.98 %
7	Kovar, Zbynek	46		C	Min	113	10	21.07	4.8885	96.7393	80.62 %
8	Behal, Jiri	213		C	Min	102	0	21.33	4.7820	94.6323	78.86 %
9	Staszczyk, Bartosz	111		C	Min	104	0	22.05	4.7166	93.3372	77.78 %
10	Bobaly, Mihaly	373		C	Min	116	0	25.81	4.4944	88.9406	74.12 %
11	Cernigoj, Robert	344		C	Min	104	20	19.39	4.3321	85.7298	71.44 %
12	Rauscher, Dietmar	310		C	Maj	111	0	28.50	3.8947	77.0741	64.23 %
13	Busza, Marcin	112		C	Min	98	0	25.41	3.8567	76.3223	63.60 %
14	Szaszi, Csaba	374		C	Min	112	0	29.89	3.7471	74.1519	61.79 %
15	Robert, Farkas	136		C	Maj	110	0	38.26	2.8751	56.8955	47.41 %
16	Fischer, Manfred	267		C	Min	109	10	37.65	2.6295	52.0356	43.36 %
17	Wieland, Gunter	23		C	Min	98	0	38.36	2.5547	50.5566	42.13 %
18	Vnucko, Jan	252		C	Min	100	30	31.21	2.2429	44.3848	36.99 %

Stage Results - Open

Place	Name	No.	Class	Div	PF	Points	Pen	Time	Hit Factor	Stage Pts	Stage %
1	Henes, Zdenek	189		O	Maj	115	0	16.24	7.0813	120.0000	100.00 %
2	Elkobi, Eliyahu	357		O	Maj	115	0	16.30	7.0552	119.5583	99.63 %
3	Havlicek, Miroslav	368		O	Maj	116	0	16.87	6.8761	116.5232	97.10 %
4	Rossetto, Denny	352		O	Min	102	0	15.28	6.6754	113.1218	94.27 %
5	Samek, Petr	115		O	Maj	112	0	16.86	6.6429	112.5719	93.81 %
6	Kneringer, Mario	6		O	Maj	116	0	18.05	6.4266	108.9056	90.75 %
7	Tomaini, Fabio	251		O	Maj	113	0	18.73	6.0331	102.2375	85.20 %
8	Sera, Martina	342		O	Maj	110	0	18.36	5.9913	101.5288	84.61 %
9	Kutschi, Lukas	298		O	Maj	118	0	19.83	5.9506	100.8390	84.03 %
10	Sery, Jiri	343		O	Maj	114	0	19.64	5.8045	98.3632	81.97 %
11	Muller, Georg	186		O	Maj	112	0	19.85	5.6423	95.6152	79.68 %
12	Zeindl, Stefan	3		O	Maj	116	0	21.31	5.4435	92.2452	76.87 %
13	Weber, Gunter	273		O	Maj	116	0	22.05	5.2608	89.1495	74.29 %
14	Pawlik, Celina	325		O	Maj	113	0	21.96	5.1457	87.1998	72.67 %
15	Barkanyi, Laszlo	335		O	Maj	109	0	21.60	5.0463	85.5150	71.26 %
16	Novotny, Jaroslav	346		O	Maj	115	0	22.96	5.0087	84.8780	70.73 %
17	Maierhofer, Christian	320		O	Maj	115	0	23.39	4.9166	83.3177	69.43 %
18	Roland, Pap	337		O	Maj	109	10	20.16	4.9107	83.2174	69.35 %
19	Till, Raphael	319		O	Maj	113	0	23.12	4.8875	82.8247	69.02 %

20	Aigner, Edeltraut	303	O	Maj	119	0	24.59	4.8394	82.0083	68.34 %
21	Nandor, Reider	340	O	Maj	112	10	21.23	4.8045	81.4178	67.85 %
22	Kwiatkowski, Roland	275	O	Maj	115	0	24.69	4.6578	78.9307	65.78 %
23	Kocian, Norbert	180	O	Maj	107	0	23.32	4.5883	77.7543	64.80 %
24	Willhalm, Klaus	318	O	Maj	115	0	25.24	4.5563	77.2108	64.34 %
25	Eisl, Alexander	314	O	Maj	109	0	24.16	4.5116	76.4538	63.71 %
26	Dvorak, Andrea	315	O	Maj	112	0	26.05	4.2994	72.8584	60.72 %
27	Lazorik, Maros	127	O	Maj	112	10	25.77	3.9581	67.0742	55.90 %
28	Steurer, Margit	272	O	Maj	106	10	24.38	3.9377	66.7278	55.61 %
29	Nahule, Ahmad	358	O	Min	114	0	32.05	3.5569	60.2763	50.23 %
30	Aigner, Michael	302	O	Maj	105	30	25.04	2.9952	50.7570	42.30 %
31	Adler, Franz	276	O	Maj	114	0	42.45	2.6855	45.5089	37.92 %
32	Gerencser, Miklos	55	O	Maj	104	20	32.17	2.6111	44.2484	36.87 %
33	Zacek, Milan	81	O	Maj	119	0	47.06	2.5287	42.8513	35.71 %
34	Kneringer, Sandra	7	O	Maj	104	30	30.58	2.4199	41.0075	34.17 %
35	Gibart, Banyai	338	O	Maj	96	30	33.87	1.9486	33.0216	27.52 %
36	Geerts, Hans	33	O	Maj	112	0	57.82	1.9370	32.8254	27.35 %
37	(DQ) Halpern, Shalom		O	Maj						
38	(DQ) Eitan, Gill		O	Maj						

Stage Results - PCC

Place	Name	No.	Class	Div	PF	Points	Pen	Time	Hit Factor	Stage Pts	Stage %
1	Thaler, Martin	199		PCC	Min	116	0	15.22	7.6216	120.0000	100.00 %
2	Fedor, Marian	156		PCC	Min	110	0	14.64	7.5137	118.3013	98.58 %
3	Semic, Matija	222		PCC	Min	110	0	15.65	7.0288	110.6665	92.22 %
4	Scepko, Samuel	163		PCC	Min	112	0	16.28	6.8796	108.3182	90.27 %
5	Jozsef, Hodi	139		PCC	Min	116	0	16.96	6.8396	107.6887	89.74 %
6	Nagy, Ernest	330		PCC	Min	108	0	15.91	6.7882	106.8788	89.07 %
7	Szarvas, Peter	169		PCC	Min	120	0	18.10	6.6298	104.3856	86.99 %
8	Karlin, Marcus	214		PCC	Min	114	0	17.26	6.6049	103.9925	86.66 %
9	Synek, Milos	69		PCC	Min	114	0	18.25	6.2466	98.3513	81.96 %
10	Tomascin, Andrej	247		PCC	Min	114	0	18.25	6.2466	98.3513	81.96 %
11	Pevek, Markus	217		PCC	Min	116	0	18.65	6.2198	97.9303	81.61 %
12	Szyszka, Amadeusz	261		PCC	Min	112	0	18.24	6.1404	96.6788	80.57 %
13	Kubac, Vitezslav	68		PCC	Min	112	0	18.79	5.9606	93.8489	78.21 %
14	Jakube, Patrik	158		PCC	Min	114	0	19.19	5.9406	93.5336	77.94 %
15	Prandstotter, Martin	299		PCC	Min	116	0	19.64	5.9063	92.9939	77.49 %
16	Flajszer, Kamil	74		PCC	Min	104	0	18.10	5.7459	90.4675	75.39 %
17	Moraru, Andrei	147		PCC	Min	110	0	19.21	5.7262	90.1578	75.13 %
18	Kiss, Gabor	168		PCC	Min	110	0	19.44	5.6584	89.0911	74.24 %
19	Bulko, Peter	153		PCC	Min	112	0	20.37	5.4983	86.5695	72.14 %
20	Moretti, Nico	234		PCC	Min	110	0	20.35	5.4054	85.1072	70.92 %
21	Bajc, Ernest	223		PCC	Min	112	0	20.73	5.4028	85.0661	70.89 %
22	Sirk, Julius	296		PCC	Min	111	10	18.98	5.3214	83.7844	69.82 %
23	Szundi, Andrej	164		PCC	Min	112	0	21.07	5.3156	83.6934	69.74 %
24	Coroban, Iurie	125		PCC	Min	112	0	21.13	5.3005	83.4558	69.55 %
25	Ebner, Christoph	286		PCC	Min	112	0	21.25	5.2706	82.9845	69.15 %
26	Meles, Radovan	249		PCC	Min	110	0	20.98	5.2431	82.5515	68.79 %
27	Palmai, Adam	172		PCC	Min	118	0	22.60	5.2212	82.2075	68.51 %
28	Hajnsek, Kristjan	349		PCC	Min	108	0	20.84	5.1823	81.5951	68.00 %
29	Kastl, Christoph	265		PCC	Min	103	10	18.29	5.0847	80.0584	66.72 %
30	Boca, Rastislav	155		PCC	Min	118	0	23.24	5.0775	79.9436	66.62 %
31	Ambrus, Oliver	167		PCC	Min	112	0	22.22	5.0405	79.3619	66.13 %
32	Rehak, Michael	219		PCC	Min	112	0	22.34	5.0134	78.9356	65.78 %
33	Kominek, Jiri	212		PCC	Min	112	0	22.40	5.0000	78.7241	65.60 %
34	Palka, Jan	225		PCC	Min	114	0	22.83	4.9934	78.6207	65.52 %
35	Novak, Lubor	190		PCC	Min	108	0	22.26	4.8518	76.3900	63.66 %
36	Lenzelbauer, Peter	121		PCC	Min	108	0	22.39	4.8236	75.9465	63.29 %
37	Norbert, Kara	175		PCC	Min	107	10	20.44	4.7456	74.7186	62.27 %
38	Ladisich, Robert	263		PCC	Min	100	0	21.62	4.6253	72.8253	60.69 %
39	Thalman, Daniel	288		PCC	Min	102	0	22.32	4.5699	71.9522	59.96 %
40	Kubus, Mats	242		PCC	Min	108	10	22.11	4.4324	69.7871	58.16 %

41	Busolin, Pavel	77	PCC	Min	110	0	25.08	4.3860	69.0563	57.55 %
42	Spratek, Dusan	246	PCC	Min	114	0	26.39	4.3198	68.0148	56.68 %
43	Veres, Robert	260	PCC	Min	105	10	22.11	4.2967	67.6508	56.38 %
44	Ferenc, Karadi	174	PCC	Min	108	0	25.14	4.2959	67.6389	56.37 %
45	Kisters, Rob	36	PCC	Min	110	0	25.83	4.2586	67.0511	55.88 %
46	Waldschutz, Wolfgang	218	PCC	Min	111	10	23.87	4.2313	66.6203	55.52 %
47	Muehlegger, Sarah	306	PCC	Min	110	0	27.50	4.0000	62.9793	52.48 %
48	Radolec, Milan	59	PCC	Min	120	0	31.12	3.8560	60.7127	50.59 %
49	Jud, Manfred	297	PCC	Min	114	0	29.71	3.8371	60.4144	50.35 %
50	Weissl, Martin	204	PCC	Min	118	0	30.78	3.8337	60.3603	50.30 %
51	Popiolek, Grzegorz	146	PCC	Min	98	30	19.00	3.5789	56.3499	46.96 %
52	Krychl, Michael	216	PCC	Min	106	30	22.62	3.3599	52.9004	44.08 %
53	Sotet, Gabor	38	PCC	Min	101	10	27.17	3.3493	52.7339	43.94 %
54	Jozsef, Santa	380	PCC	Min	105	10	28.73	3.3066	52.0626	43.39 %
55	Ladisich, Sonja	264	PCC	Min	108	0	35.74	3.0218	47.5781	39.65 %
56	Hars, Roland	382	PCC	Min	102	30	26.11	2.7576	43.4174	36.18 %
57	Berger, Franz	206	PCC	Min	104	30	26.98	2.7428	43.1845	35.99 %
58	Erdelyi, Lilla	176	PCC	Min	106	30	28.95	2.6252	41.3336	34.44 %
59	Kerber, Gerald	268	PCC	Min	104	30	28.37	2.6084	41.0686	34.22 %
60	Riedhart, Hermann	284	PCC	Min	108	30	33.48	2.3297	36.6815	30.57 %
61	Halasi, Gergely	379	PCC	Min	96	60	18.57	1.9386	30.5231	25.44 %
62	Gromovas, Andrejus	143	PCC	Min	0	0	0.00	0.0000	0.0000	0.00 %

Stage Results - Production

Place	Name	No.	Class	Div	PF	Points	Pen	Time	Hit Factor	Stage Pts	Stage %
1	Stepan, Michal	221		P	Min	114	0	15.74	7.2427	120.0000	100.00 %
2	Chmura, Tomas	245		P	Min	112	0	16.10	6.9565	115.2586	96.05 %
3	Popovic, Aleksa	17		P	Min	114	0	16.96	6.7217	111.3679	92.81 %
4	Bindik, Franta	363		P	Min	114	0	17.42	6.5442	108.4271	90.36 %
5	Tomolya, Stepan	350		P	Min	118	0	18.50	6.3784	105.6797	88.07 %
6	Momcilovic, Ljubisa	15		P	Min	114	0	19.13	5.9592	98.7350	82.28 %
7	Simon, Heiligenbrunner	209		P	Min	112	0	20.27	5.5254	91.5473	76.29 %
8	Tichy, Lukas	97		P	Min	108	0	19.83	5.4463	90.2365	75.20 %
9	Gasteiger, Klaus	205		P	Min	112	0	20.85	5.3717	89.0006	74.17 %
10	Iacomini, Stefano	334		P	Min	116	0	22.01	5.2703	87.3211	72.77 %
11	Liehne, Jan	371		P	Min	104	0	19.83	5.2446	86.8944	72.41 %
12	Ulreich, Rainer	117		P	Min	112	0	21.53	5.2020	86.1896	71.82 %
13	Cemsak, Martin	250		P	Min	108	0	20.86	5.1774	85.7809	71.48 %
14	drimaj, Peter	124		P	Min	110	0	21.36	5.1498	85.3243	71.10 %
15	Sciranka, Martin	10		P	Min	118	0	22.95	5.1416	85.1884	70.99 %
16	Gahir ml., Marek		U	P	Min	114	0	22.53	5.0599	83.8349	69.86 %
17	Dolezal, Philipp	262		P	Min	106	0	21.03	5.0404	83.5118	69.59 %
18	Michalec, Lubomir	119		P	Min	108	0	21.52	5.0186	83.1501	69.29 %
19	Polievka, Lubomir	85		P	Min	108	0	21.55	5.0116	83.0343	69.20 %
20	Majstorovic, Davor	13		P	Min	104	0	20.96	4.9618	82.2097	68.51 %
21	Nemcova, Petra	122		P	Min	110	0	22.34	4.9239	81.5813	67.98 %
22	Cimos, Donatas	106		P	Min	107	10	19.92	4.8695	80.6796	67.23 %
23	Dzuho, Elvir	42		P	Min	110	0	22.63	4.8608	80.5359	67.11 %
24	Vysny, Marian	244		P	Min	111	20	18.88	4.8199	79.8584	66.55 %
25	Cumova, Miroslava	224		P	Min	110	0	22.95	4.7930	79.4129	66.18 %
26	Sneberger, Jakub	123		P	Min	109	10	21.14	4.6831	77.5910	64.66 %
27	Obermajer, Attila	378		P	Min	116	0	25.16	4.6105	76.3886	63.66 %
28	Sliva, Tomas	49		P	Min	104	0	22.65	4.5916	76.0758	63.40 %
29	Tobias, Matyas	19		P	Min	116	0	25.39	4.5687	75.6966	63.08 %
30	Sedy, Roman		U	P	Min	109	10	21.73	4.5559	75.4843	62.90 %
31	Talpas, Jozef	84		P	Min	105	10	21.09	4.5045	74.6325	62.19 %
32	Kendlbacher, Florian	304		P	Min	102	0	22.90	4.4541	73.7982	61.50 %
33	Balazs, Zoltan		U	P	Min	112	0	25.19	4.4462	73.6667	61.39 %
34	Najmonova, Hana	367		P	Min	104	0	23.48	4.4293	73.3865	61.16 %
35	Momcilovic, Snezana	16		P	Min	112	0	25.33	4.4216	73.2595	61.05 %
36	Gheorghii, Caldarari	150		P	Min	109	10	22.89	4.3250	71.6590	59.72 %
37	Bednarik, Marian	179		P	Min	114	0	26.87	4.2426	70.2940	58.58 %

38	Trencan, Peter	256	P	Min	120	0	28.70	4.1812	69.2756	57.73 %	
39	Tomcala, Peter	31	P	Min	116	0	27.98	4.1458	68.6897	57.24 %	
40	Krejcirova, Lenka	229	P	Min	112	0	27.26	4.1086	68.0727	56.73 %	
41	Rajman, Jiri	369	P	Min	114	0	27.77	4.1051	68.0158	56.68 %	
42	Szundi, Mate	162	P	Min	104	0	25.46	4.0848	67.6793	56.40 %	
43	Gadek, Wojciech	56	P	Min	108	0	26.83	4.0253	66.6936	55.58 %	
44	Musial, Pawel	24	P	Min	98	0	24.43	4.0115	66.4636	55.39 %	
45	Leonardelli, Laura	248	P	Min	104	0	26.03	3.9954	66.1973	55.16 %	
46	Weissnegger, Barbara	116	P	Min	102	0	25.65	3.9766	65.8861	54.91 %	
47	Dipa, Dzenan	41	P	Min	108	0	27.20	3.9706	65.7864	54.82 %	
48	Bindhammer, Christoph	280	P	Min	104	0	26.22	3.9664	65.7176	54.76 %	
49	Istvan, Bujdoso	27	P	Min	102	0	26.09	3.9095	64.7750	53.98 %	
50	Velic, Miroslav	154	P	Min	106	0	27.48	3.8574	63.9102	53.26 %	
51	Simek, Lukas		Trieda	P	Min	103	10	24.48	3.7990	62.9438	52.45 %
52	Vancura, Jan	201	P	Min	106	0	27.95	3.7925	62.8355	52.36 %	
53	Saric, Goran	14	P	Min	103	10	24.59	3.7820	62.6622	52.22 %	
54	Kastner, Kerstin	192	P	Min	96	0	26.72	3.5928	59.5273	49.61 %	
55	Brezina, Marek	240	P	Min	86	0	24.17	3.5581	58.9526	49.13 %	
56	Varos, Peter	243	P	Min	108	0	30.95	3.4895	57.8155	48.18 %	
57	Vielhaber, Gunther	270	P	Min	104	0	29.84	3.4853	57.7452	48.12 %	
58	Cipkus, Zilvinas	109	P	Min	100	0	28.85	3.4662	57.4295	47.86 %	
59	Czuczor, Zsolt	73	P	Min	102	0	29.67	3.4378	56.9592	47.47 %	
60	Lengauer, Timo	232	P	Min	104	10	28.13	3.3416	55.3655	46.14 %	
61	Popluhar, Patrik	181	P	Min	102	0	30.62	3.3312	55.1920	45.99 %	
62	Pancik, Vladimir	96	P	Min	107	10	29.41	3.2982	54.6459	45.54 %	
63	Polak, Peter	253	P	Min	104	0	31.72	3.2787	54.3227	45.27 %	
64	Kreutz, Erich	182	P	Min	98	0	31.55	3.1062	51.4645	42.89 %	
65	Moser, Werner	279	P	Min	92	0	30.39	3.0273	50.1578	41.80 %	
66	Lennert, Adam	281	P	Min	116	0	38.51	3.0122	49.9075	41.59 %	
67	Racek, Jarda	99	P	Min	102	0	34.40	2.9651	49.1273	40.94 %	
68	Ruzicka, Milan	88	P	Min	95	30	22.64	2.8710	47.5683	39.64 %	
69	Mindek, Martin	32	P	Min	110	0	38.83	2.8329	46.9360	39.11 %	
70	Reiter, Celine	233	P	Min	94	0	35.24	2.6674	44.1950	36.83 %	
71	Pils, Lukas	312	P	Min	102	0	39.10	2.6087	43.2220	36.02 %	
72	Siklosi, Aliz	78	P	Min	102	0	43.83	2.3272	38.5576	32.13 %	
73	Bakalar, Martin	28	P	Min	95	30	29.30	2.2184	36.7559	30.63 %	
74	Zax, Vladlen	361	P	Min	97	20	37.50	2.0533	34.0205	28.35 %	
75	Kupcak, Vladimir	62	P	Min	111	10	52.07	1.9397	32.1377	26.78 %	
76	Kugler, Karol	89	P	Min	94	30	35.56	1.7998	29.8194	24.85 %	
77	Man, Jakub	351	P	Min	73	50	28.43	0.8090	13.4039	11.17 %	
78	(DQ) Tkacenko, Vladimir		P	Min							

Stage Results - Production Optics

Place	Name	No.	Class	Div	PF	Points	Pen	Time	Hit Factor	Stage Pts	Stage %
1	Zencar jr., Pavol	144		PO	Min	116	0	16.48	7.0388	120.0000	100.00 %
2	Hrnciarik, Andrej	126		PO	Min	110	0	16.81	6.5437	111.5592	92.97 %
3	Zapletal, Miroslav	327		PO	Min	114	0	18.01	6.3298	107.9125	89.93 %
4	Pijacek, Petr	300		PO	Min	116	0	18.53	6.2601	106.7242	88.94 %
5	Ritter, Jakob	269		PO	Min	108	0	17.51	6.1679	105.1521	87.63 %
6	Adamec, Lubos	34		PO	Min	112	0	18.24	6.1404	104.6824	87.24 %
7	Keppel, Dylan	331		PO	Min	108	0	17.79	6.0708	103.4971	86.25 %
8	Maska, Richard	226		PO	Min	114	0	19.11	5.9655	101.7009	84.75 %
9	Skvarenina, Andrej	227		PO	Min	116	0	19.81	5.8556	99.8284	83.19 %
10	Sartor, Marco	113		PO	Min	108	0	18.63	5.7971	98.8306	82.36 %
11	Kan, Peter	75		PO	Min	114	0	20.07	5.6801	96.8362	80.70 %
12	Cruz, Oliver	118		PO	Min	114	0	20.12	5.6660	96.5956	80.50 %
13	Galazka, Marcin	328		PO	Min	98	0	17.36	5.6452	96.2403	80.20 %
14	Slavik, Daniel	101		PO	Min	105	10	16.90	5.6213	95.8335	79.86 %
15	Gardian, Michal	347		PO	Min	108	0	19.36	5.5785	95.1040	79.25 %
16	Nemcok, Libor	235		PO	Min	110	0	19.97	5.5083	93.9064	78.26 %
17	Venturato, Giulia	114		PO	Min	108	0	19.83	5.4463	92.8499	77.37 %
18	Kubica, Dusan	70		PO	Min	110	0	20.40	5.3922	91.9270	76.61 %

19	Majling, Andrej	53		PO	Min	108	0	20.09	5.3758	91.6483	76.37 %
20	Penov, Andon	157		PO	Min	110	0	20.53	5.3580	91.3449	76.12 %
21	Binkevicius, Ramunas	108		PO	Min	116	0	21.70	5.3456	91.1336	75.94 %
22	Pavlik, Jan	145		PO	Min	112	0	21.24	5.2731	89.8967	74.91 %
23	Mayrhofer, Christoph	313		PO	Min	112	0	21.28	5.2632	89.7278	74.77 %
24	Holubowski, Tomasz	323		PO	Min	110	0	20.99	5.2406	89.3430	74.45 %
25	Cooper, Justin	322		PO	Min	110	0	21.15	5.2009	88.6672	73.89 %
26	Barancik, Ivan	254		PO	Min	112	0	21.73	5.1542	87.8696	73.22 %
27	Gebhardt, Jurgen	194		PO	Min	100	0	19.44	5.1440	87.6969	73.08 %
28	Hatar, Jakub	87		PO	Min	100	0	19.49	5.1308	87.4719	72.89 %
29	Rief, Martin	196		PO	Min	112	0	22.12	5.0633	86.3204	71.93 %
30	Volk, Alexander	326		PO	Min	108	10	19.47	5.0334	85.8105	71.51 %
31	Dacic, Dimitrije	18		PO	Min	118	0	23.58	5.0042	85.3137	71.09 %
32	Michalak, Norbert	329		PO	Min	104	0	20.90	4.9761	84.8335	70.69 %
33	Pitonak, Martin	236		PO	Min	116	0	23.58	4.9194	83.8677	69.89 %
34	Kovacs, Attila	375		PO	Min	112	0	23.11	4.8464	82.6225	68.85 %
35	Kobos, Krzysztof	348		PO	Min	110	0	22.95	4.7930	81.7129	68.09 %
36	Vanco, Jan	91		PO	Min	116	0	24.22	4.7894	81.6515	68.04 %
37	Hofer, Christian	293		PO	Min	114	0	23.97	4.7559	81.0807	67.57 %
38	Hukel, Miroslav	93		PO	Min	114	0	24.28	4.6952	80.0454	66.70 %
39	Stettin, Andreas	4		PO	Min	114	0	24.61	4.6323	78.9721	65.81 %
40	Kubicova Bopkova, Eniko	71		PO	Min	112	0	24.28	4.6129	78.6411	65.53 %
41	Hollosi, Nikolette	12		PO	Min	106	0	23.83	4.4482	75.8337	63.19 %
42	Horvath, Beata Zsanett	332		PO	Min	112	0	28.47	3.9340	67.0673	55.89 %
43	Wuhrleitner, Roland	317		PO	Min	110	0	28.83	3.8155	65.0472	54.21 %
44	Zakupszky, Norbert	50		PO	Min	102	0	26.91	3.7904	64.6200	53.85 %
45	Satalan, Ovidiu Alex	187		PO	Min	114	0	30.64	3.7206	63.4303	52.86 %
46	Redecki, Tomasz		Trieda	PO	Min	108	0	29.25	3.6923	62.9475	52.46 %
47	Chalupa, Cyril	35		PO	Min	112	0	31.38	3.5692	60.8479	50.71 %
48	Eder, Robert	308		PO	Min	110	0	33.11	3.3223	56.6388	47.20 %
49	Streber, Jurgen	311		PO	Min	116	0	35.20	3.2955	56.1818	46.82 %
50	Zalejsky, Rostislav	301		PO	Min	114	0	35.55	3.2068	54.6696	45.56 %
51	Stefaniak, Sebastian	67		PO	Min	95	10	27.95	3.0411	51.8463	43.21 %
52	Fichtinger, Markus	25		PO	Min	98	20	27.09	2.8793	49.0870	40.91 %
53	Muhlegger, Bernhard	307		PO	Min	99	10	32.47	2.7410	46.7292	38.94 %
54	Talakic, Alan	54		PO	Min	106	0	39.06	2.7138	46.2652	38.55 %
55	Klepac, Ilja	211		PO	Min	101	10	36.66	2.4823	42.3184	35.27 %
56	Zakupszky, Gabor	51		PO	Min	102	0	43.65	2.3368	39.8379	33.20 %
57	Fujasova, Zuzana		U	PO	Min	99	10	44.51	1.9996	34.0889	28.41 %
58	Mock, Dieter	287		PO	Min	74	60	25.13	0.5571	9.4976	7.91 %
59	(DQ) Siska, Milos			PO	Min						
60	(DQ) Fellner, Manfred		Trieda	PO	Min						

Stage Results - Revolver

Place	Name	No.	Class	Div	PF	Points	Pen	Time	Hit Factor	Stage Pts	Stage %
1	Kroiss, Robert	207		R	Min	104	0	23.19	4.4847	120.0000	100.00 %
2	Kirchweger, Hermann	316		R	Min	112	0	33.43	3.3503	89.6459	74.70 %
3	Mark, Szegedi	138		R	Min	101	10	37.17	2.4482	65.5085	54.59 %
4	Kormanyos, Maria	37		R	Min	108	0	52.21	2.0686	55.3501	46.13 %

Stage Results - Standard

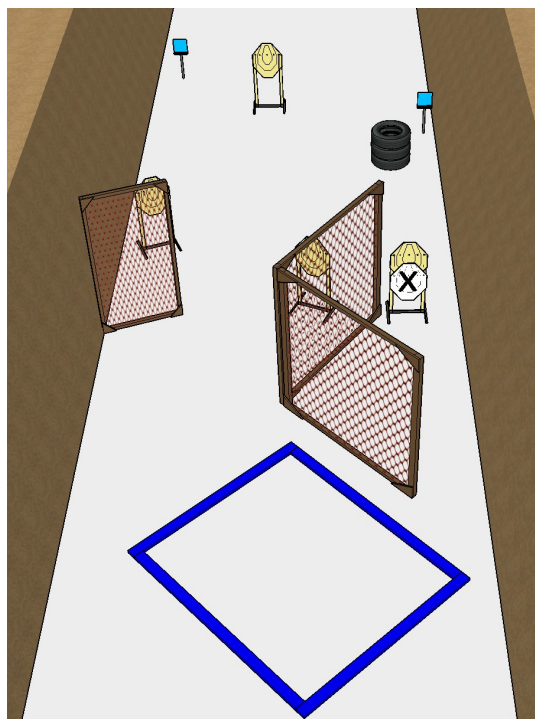
Place	Name	No.	Class	Div	PF	Points	Pen	Time	Hit Factor	Stage Pts	Stage %
1	Znamenacek, Petr	364		S	Maj	117	0	16.37	7.1472	120.0000	100.00 %
2	Liehne, Zdenek	365		S	Maj	115	0	16.67	6.8986	115.8261	96.52 %
3	Galstyan, Haykaz	191		S	Min	116	0	19.49	5.9518	99.9287	83.27 %
4	Ciesielski, Marcin	11		S	Maj	118	0	19.98	5.9059	99.1586	82.63 %
5	Rakusan, Josef	366		S	Maj	119	0	20.68	5.7544	96.6141	80.51 %
6	Mueller, Sergej	353		S	Maj	113	0	19.97	5.6585	95.0046	79.17 %
7	Benesch, Thomas	295		S	Maj	118	0	21.35	5.5269	92.7958	77.33 %
8	Stranz, Jurgen	152		S	Min	118	0	21.36	5.5243	92.7523	77.29 %
9	Koc, Marcin	82		S	Min	114	0	20.85	5.4676	91.8000	76.50 %

10	Koller, Hans Georg	203	S	Maj	115	0	21.80	5.2752	88.5697	73.81 %
11	Mikula, Jozef	259	S	Maj	117	0	23.03	5.0803	85.2974	71.08 %
12	Gal, Krisztian	230	S	Maj	112	0	22.43	4.9933	83.8364	69.86 %
13	Gazdik, Lukas	129	S	Min	108	0	22.78	4.7410	79.6002	66.33 %
14	Stanislav, Spevak	360	S	Min	100	0	21.11	4.7371	79.5346	66.28 %
15	Mongel, Egon	120	S	Min	114	0	24.27	4.6972	78.8641	65.72 %
16	Schneider, Katharina	305	S	Maj	114	0	24.33	4.6856	78.6696	65.56 %
17	Kopunec, Peter	80	S	Maj	114	10	22.26	4.6721	78.4426	65.37 %
18	Zdesar, Franci	345	S	Maj	117	0	25.65	4.5614	76.5848	63.82 %
19	Zebegney, Robert	258	S	Min	114	0	25.54	4.4636	74.9425	62.45 %
20	Albrecht, Zoltan	377	S	Maj	107	10	21.90	4.4292	74.3655	61.97 %
21	Biedermann, Thomas	2	S	Maj	107	0	24.27	4.4087	74.0215	61.68 %
22	Velicko, Laurius	104	S	Maj	107	0	24.52	4.3638	73.2668	61.06 %
23	Baar, Alexander	208	S	Min	108	0	24.90	4.3373	72.8230	60.69 %
24	Labanc, Daniel	103	S	Min	98	0	22.69	4.3191	72.5163	60.43 %
25	Soustar, Ivo	100	S	Maj	108	10	22.85	4.2888	72.0085	60.01 %
26	Misik, Peter	184	S	Min	114	0	26.73	4.2649	71.6061	59.67 %
27	Cimos, Lech	107	S	Min	103	10	21.93	4.2408	71.2014	59.33 %
28	Pasztor, Viktor	105	S	Min	103	10	21.97	4.2330	71.0717	59.23 %
29	Kvasnica, Juraj	30	S	Min	112	0	26.97	4.1528	69.7238	58.10 %
30	Potocky, Peter	95	S	Maj	115	0	27.73	4.1471	69.6293	58.02 %
31	Racek, Jaroslav	98	S	Min	116	0	28.63	4.0517	68.0269	56.69 %
32	Botkova, Zuzana	333	S	Min	110	0	27.40	4.0146	67.4041	56.17 %
33	Ridoskova, Alexandra	161	S	Min	114	0	28.44	4.0084	67.3007	56.08 %
34	Kosikova, Simona	92	S	Min	102	0	25.67	3.9735	66.7142	55.60 %
35	Sumaj, Martin	255	S	Min	108	0	27.29	3.9575	66.4453	55.37 %
36	Sirtl, Andreas	354	S	Min	108	0	27.61	3.9116	65.6752	54.73 %
37	Gombalik, Ladislav	128	S	Min	94	0	24.26	3.8747	65.0551	54.21 %
38	Siska, Michal	178	S	Min	100	0	25.81	3.8745	65.0513	54.21 %
39	Smejkal, Martin	291	S	Min	112	0	29.01	3.8607	64.8208	54.02 %
40	David, Jaroslav	220	S	Maj	105	0	27.24	3.8546	64.7182	53.93 %
41	Azbukin, Denis	151	S	Min	110	0	29.71	3.7025	62.1633	51.80 %
42	Szalai, Laszlo	52	S	Maj	109	10	27.17	3.6437	61.1772	50.98 %
43	Seiberl, Thomas	309	S	Min	112	0	31.42	3.5646	59.8489	49.87 %
44	Schmidt, Ferdinand	292	S	Min	96	0	27.02	3.5529	59.6527	49.71 %
45	Pancik, Lubomir	94	S	Min	112	0	32.14	3.4848	58.5081	48.76 %
46	Stanko, Lubomir	44	S	Min	103	10	26.74	3.4779	58.3936	48.66 %
47	Labanc, Martin	102	S	Min	114	0	33.33	3.4203	57.4267	47.86 %
48	Bicsak, Laszlo Andras	79	S	Min	100	0	29.28	3.4153	57.3420	47.79 %
49	Szabo, Karoly	135	S	Min	100	0	29.35	3.4072	57.2053	47.67 %
50	Hanulak, Jozef	183	S	Min	106	0	31.42	3.3736	56.6427	47.20 %
51	Mikes, Filip	29	S	Maj	99	20	24.35	3.2444	54.4719	45.39 %
52	Mayr, Matthias	285	S	Min	94	0	29.03	3.2380	54.3657	45.30 %
53	Rojko, Marek	133	S	Min	90	0	28.07	3.2063	53.8325	44.86 %
54	Leszczynska, Julia	83	S	Min	95	10	26.58	3.1979	53.6918	44.74 %
55	Wakolbinger, Martin	321	S	Min	100	0	31.33	3.1918	53.5900	44.66 %
56	Wurm, Adrian	8	S	Min	100	0	31.34	3.1908	53.5729	44.64 %
57	Kor-Hanak, Tibor	339	S	Min	102	0	32.01	3.1865	53.5006	44.58 %
58	Bicskei, Beata	141	S	Min	96	0	30.42	3.1558	52.9854	44.15 %
59	Kovacs, Gyula	137	S	Min	100	0	31.96	3.1289	52.5336	43.78 %
60	Molitor, Armin	282	S	Min	104	10	30.32	3.1003	52.0526	43.38 %
61	Kurczewski, Slavek	90	S	Min	95	10	27.62	3.0775	51.6701	43.06 %
62	Marek, Petr	290	S	Min	99	20	25.86	3.0549	51.2912	42.74 %
63	Brandstetter, Wolfgang	198	S	Min	100	0	33.14	3.0175	50.6631	42.22 %
64	Zaluska, Witold	22	S	Min	101	10	30.23	3.0103	50.5414	42.12 %
65	Gal, Kristof	231	S	Maj	114	0	38.26	2.9796	50.0269	41.69 %
66	Egger, Thomas	5	S	Min	100	20	26.85	2.9795	50.0253	41.69 %
67	Pajor, Zoltan	134	S	Min	98	0	33.31	2.9421	49.3964	41.16 %
68	Popovic, Bohuslav	132	S	Min	106	0	36.40	2.9121	48.8932	40.74 %
69	Noga, Tadeusz	45	S	Min	96	0	33.08	2.9021	48.7248	40.60 %
70	Richard, Davidhazi	140	S	Min	110	0	38.28	2.8736	48.2464	40.21 %
71	Szczesna, Anna	110	S	Min	102	0	35.73	2.8547	47.9304	39.94 %
72	Horzinger, Gerhard	274	S	Maj	109	10	34.82	2.8432	47.7365	39.78 %

73	Jarco, Barbara	237	S	Min	87	10	27.24	2.8267	47.4600	39.55 %	
74	Ribisch, Hans-Peter	266	S	Min	110	0	40.86	2.6921	45.2000	37.67 %	
75	Rzesniowiecki, Roman	86	S	Min	100	20	30.75	2.6016	43.6806	36.40 %	
76	Keller, Richard	20	S	Min	98	0	37.76	2.5953	43.5751	36.31 %	
77	Winkler, Kilian	283	S	Min	97	10	34.27	2.5387	42.6235	35.52 %	
78	Kainz, Dieter	294	S	Min	110	0	46.87	2.3469	39.4041	32.84 %	
79	Muller, Alexander	355	S	Maj	99	40	27.40	2.1533	36.1531	30.13 %	
80	Krupinski, Aleksander	48	S	Min	88	30	30.83	1.8813	31.5863	26.32 %	
81	Palau, Marika	21	S	Min	94	0	57.54	1.6336	27.4285	22.86 %	
82	Satalan, Victor Alex	188	S	Min	79	40	24.50	1.5918	26.7265	22.27 %	
83	Zsolt, Lazar	376	S	Min	83	40	34.08	1.2617	21.1842	17.65 %	
84	Paroczai, Rita	336	S	Min	70	50	37.07	0.5395	9.0584	7.55 %	
85	Kovac, Ondrej		U	S	Maj	40	230	19.47	0.0000	0.0000	0.00 %
86	(DQ) Hua, Wei		U	S	Maj						

Generated by PractiScore for Android (1.7.29 Xiaomi) at 2023-05-10 23:03 +0200

Mosquito Match 2023 HG & PCC - Stejdž 9 - 2023-05-07



Stage Results - Classic

Place	Name	No.	Class	Div	PF	Points	Pen	Time	Hit Factor	Stage Pts	Stage %
1	Cernigoj, Robert	344		C	Min	48	0	6.31	7.6070	50.0000	100.00 %
2	Szczesny, Bartosz	324		C	Min	44	0	5.95	7.3950	48.6064	97.21 %
3	Batki, Gyorgy	381		C	Min	46	0	6.54	7.0336	46.2315	92.46 %
4	Kala, Jakub	200		C	Min	46	0	6.62	6.9486	45.6728	91.35 %
5	Poliacik, Martin	257		C	Min	50	0	7.96	6.2814	41.2872	82.57 %
6	Kovar, Zbynek	46		C	Min	50	0	8.11	6.1652	40.5235	81.05 %
7	Behal, Jiri	213		C	Min	44	0	7.14	6.1625	40.5054	81.01 %
8	Staszczyk, Bartosz	111		C	Min	46	0	7.61	6.0447	39.7312	79.46 %
9	Miglecz, Gyula	171		C	Min	44	0	7.28	6.0440	39.7264	79.45 %
10	Fischer, Christoph	202		C	Min	44	0	7.48	5.8824	38.6642	77.33 %
11	Rauscher, Dietmar	310		C	Maj	48	0	8.31	5.7762	37.9663	75.93 %
12	Busza, Marcin	112		C	Min	46	0	7.99	5.7572	37.8416	75.68 %
13	Bobaly, Mihaly	373		C	Min	50	0	9.40	5.3191	34.9623	69.92 %
14	Szaszi, Csaba	374		C	Min	44	0	8.75	5.0286	33.0524	66.10 %
15	Vnucko, Jan	252		C	Min	42	0	9.14	4.5952	30.2038	60.41 %
16	Robert, Farkas	136		C	Maj	47	0	10.70	4.3925	28.8717	57.74 %
17	Fischer, Manfred	267		C	Min	42	0	11.67	3.5990	23.6557	47.31 %
18	Wieland, Gunter	23		C	Min	42	0	22.07	1.9030	12.5085	25.02 %

Stage Results - Open

Place	Name	No.	Class	Div	PF	Points	Pen	Time	Hit Factor	Stage Pts	Stage %
1	Sera, Martina	342		O	Maj	49	0	5.54	8.8448	50.0000	100.00 %
2	Samek, Petr	115		O	Maj	47	0	5.33	8.8180	49.8488	99.70 %
3	Havlicek, Miroslav	368		O	Maj	48	0	5.51	8.7114	49.2463	98.49 %
4	Tomaini, Fabio	251		O	Maj	49	0	5.92	8.2770	46.7905	93.58 %
5	Elkobi, Eliyahu	357		O	Maj	48	0	5.89	8.1494	46.0691	92.14 %
6	Henes, Zdenek	189		O	Maj	46	0	5.66	8.1272	45.9436	91.89 %
7	Sery, Jiri	343		O	Maj	48	0	6.09	7.8818	44.5561	89.11 %
8	Roland, Pap	337		O	Maj	48	0	6.15	7.8049	44.1215	88.24 %
9	Pawlik, Celina	325		O	Maj	50	0	6.45	7.7519	43.8222	87.64 %
10	Kneringer, Mario	6		O	Maj	50	0	6.47	7.7280	43.6867	87.37 %
11	Kocian, Norbert	180		O	Maj	48	0	6.47	7.4189	41.9392	83.88 %
12	Nandor, Reider	340		O	Maj	47	0	6.54	7.1865	40.6260	81.25 %
13	Kutschi, Lukas	298		O	Maj	46	0	6.41	7.1763	40.5680	81.14 %

14	Weber, Gunter	273	O	Maj	48	0	6.89	6.9666	39.3827	78.77 %
15	Zeindl, Stefan	3	O	Maj	50	0	7.30	6.8493	38.7196	77.44 %
16	Novotny, Jaroslav	346	O	Maj	47	0	7.08	6.6384	37.5274	75.05 %
17	Muller, Georg	186	O	Maj	49	0	7.41	6.6127	37.3819	74.76 %
18	Maierhofer, Christian	320	O	Maj	49	0	7.63	6.4220	36.3041	72.61 %
19	Rossetto, Denny	352	O	Min	42	0	6.65	6.3158	35.7035	71.41 %
20	Till, Raphael	319	O	Maj	45	0	7.18	6.2674	35.4300	70.86 %
21	Steurer, Margit	272	O	Maj	49	0	7.90	6.2025	35.0633	70.13 %
22	Kwiatkowski, Roland	275	O	Maj	46	0	7.59	6.0606	34.2610	68.52 %
23	Barkanyi, Laszlo	335	O	Maj	46	0	7.91	5.8154	32.8749	65.75 %
24	Dvorak, Andrea	315	O	Maj	45	0	8.46	5.3191	30.0695	60.14 %
25	Lazorik, Maros	127	O	Maj	48	0	9.09	5.2805	29.8511	59.70 %
26	Willhalm, Klaus	318	O	Maj	47	0	8.92	5.2691	29.7863	59.57 %
27	Kneringer, Sandra	7	O	Maj	44	0	8.44	5.2133	29.4709	58.94 %
28	Aigner, Michael	302	O	Maj	49	0	9.52	5.1471	29.0966	58.19 %
29	Aigner, Edeltraut	303	O	Maj	48	0	9.66	4.9689	28.0897	56.18 %
30	Geerts, Hans	33	O	Maj	48	0	10.06	4.7714	26.9729	53.95 %
31	Gibart, Banyai	338	O	Maj	47	0	9.87	4.7619	26.9193	53.84 %
32	Gerencser, Miklos	55	O	Maj	48	0	10.73	4.4734	25.2886	50.58 %
33	Nahule, Ahmad	358	O	Min	40	0	9.12	4.3860	24.7941	49.59 %
34	Adler, Franz	276	O	Maj	49	0	11.20	4.3750	24.7321	49.46 %
35	Eisl, Alexander	314	O	Maj	42	10	7.67	4.1721	23.5851	47.17 %
36	Zacek, Milan	81	O	Maj	44	0	12.90	3.4109	19.2818	38.56 %
37	(DQ) Halpern, Shalom		O	Maj						
38	(DQ) Eitan, Gill		O	Maj						

Stage Results - PCC

Place	Name	No.	Class	Div	PF	Points	Pen	Time	Hit Factor	Stage Pts	Stage %
1	Szyszka, Amadeusz	261		PCC	Min	50	0	4.84	10.3306	50.0000	100.00 %
2	Bulko, Peter	153		PCC	Min	50	0	4.94	10.1215	48.9879	97.98 %
3	Fedor, Marian	156		PCC	Min	50	0	5.04	9.9206	48.0159	96.03 %
4	Thaler, Martin	199		PCC	Min	46	0	4.88	9.4262	45.6230	91.25 %
5	Scepko, Samuel	163		PCC	Min	48	0	5.37	8.9385	43.2626	86.53 %
6	Palka, Jan	225		PCC	Min	50	0	5.72	8.7413	42.3077	84.62 %
7	Semic, Matija	222		PCC	Min	48	0	5.54	8.6643	41.9350	83.87 %
8	Ebner, Christoph	286		PCC	Min	50	0	5.79	8.6356	41.7962	83.59 %
9	Pevek, Markus	217		PCC	Min	48	0	5.77	8.3189	40.2634	80.53 %
10	Meles, Radovan	249		PCC	Min	48	0	5.95	8.0672	39.0454	78.09 %
11	Szarvas, Peter	169		PCC	Min	48	0	5.97	8.0402	38.9146	77.83 %
12	Kiss, Gabor	168		PCC	Min	50	0	6.25	8.0000	38.7200	77.44 %
13	Lenzelbauer, Peter	121		PCC	Min	48	0	6.07	7.9077	38.2735	76.55 %
14	Moraru, Andrei	147		PCC	Min	44	0	5.57	7.8995	38.2334	76.47 %
15	Halasi, Gergely	379		PCC	Min	50	0	6.36	7.8616	38.0503	76.10 %
16	Synek, Milos	69		PCC	Min	46	0	5.86	7.8498	37.9932	75.99 %
17	Krychl, Michael	216		PCC	Min	50	0	6.41	7.8003	37.7535	75.51 %
18	Jozsef, Hodi	139		PCC	Min	46	0	5.94	7.7441	37.4815	74.96 %
19	Jakube, Patrik	158		PCC	Min	50	0	6.57	7.6104	36.8341	73.67 %
20	Karlin, Marcus	214		PCC	Min	48	0	6.39	7.5117	36.3568	72.71 %
21	Kubac, Vitezslav	68		PCC	Min	50	0	6.66	7.5075	36.3363	72.67 %
22	Flajszer, Kamil	74		PCC	Min	46	0	6.14	7.4919	36.2606	72.52 %
23	Gromovas, Andrejus	143		PCC	Min	44	0	5.93	7.4199	35.9123	71.82 %
24	Hajnsek, Kristjan	349		PCC	Min	46	0	6.23	7.3836	35.7368	71.47 %
25	Nagy, Ernest	330		PCC	Min	44	0	5.99	7.3456	35.5526	71.11 %
26	Bajc, Ernest	223		PCC	Min	48	0	6.58	7.2948	35.3070	70.61 %
27	Prandstotter, Martin	299		PCC	Min	48	0	6.58	7.2948	35.3070	70.61 %
28	Tomascin, Andrej	247		PCC	Min	46	0	6.37	7.2214	34.9513	69.90 %
29	Sirk, Julius	296		PCC	Min	44	0	6.14	7.1661	34.6840	69.37 %
30	Moretti, Nico	234		PCC	Min	46	0	6.47	7.1097	34.4111	68.82 %
31	Popiolek, Grzegorz	146		PCC	Min	44	0	6.22	7.0740	34.2379	68.48 %
32	Veres, Robert	260		PCC	Min	46	0	6.52	7.0552	34.1472	68.29 %
33	Ladisich, Robert	263		PCC	Min	48	0	6.90	6.9565	33.6696	67.34 %
34	Palmai, Adam	172		PCC	Min	50	0	7.24	6.9061	33.4254	66.85 %

35	Kastl, Christoph	265	PCC	Min	44	0	6.60	6.6667	32.2667	64.53 %
36	Boca, Rastislav	155	PCC	Min	48	0	7.23	6.6390	32.1328	64.27 %
37	Szundi, Andrej	164	PCC	Min	46	0	6.94	6.6282	32.0807	64.16 %
38	Thalman, Daniel	288	PCC	Min	50	0	7.60	6.5789	31.8421	63.68 %
39	Ambrus, Oliver	167	PCC	Min	46	0	7.09	6.4880	31.4020	62.80 %
40	Kominek, Jiri	212	PCC	Min	46	0	7.11	6.4698	31.3136	62.63 %
41	Berger, Franz	206	PCC	Min	50	0	8.10	6.1728	29.8765	59.75 %
42	Weissl, Martin	204	PCC	Min	50	0	8.12	6.1576	29.8030	59.61 %
43	Waldschutz, Wolfgang	218	PCC	Min	50	0	8.21	6.0901	29.4762	58.95 %
44	Norbert, Kara	175	PCC	Min	44	0	7.29	6.0357	29.2126	58.43 %
45	Novak, Lubor	190	PCC	Min	50	0	8.78	5.6948	27.5626	55.13 %
46	Rehak, Michael	219	PCC	Min	42	0	7.44	5.6452	27.3226	54.65 %
47	Kubus, Mats	242	PCC	Min	44	0	7.87	5.5909	27.0597	54.12 %
48	Busolin, Pavel	77	PCC	Min	46	0	8.34	5.5156	26.6954	53.39 %
49	Muehlegger, Sarah	306	PCC	Min	50	0	9.15	5.4645	26.4481	52.90 %
50	Sotet, Gabor	38	PCC	Min	48	0	8.97	5.3512	25.8997	51.80 %
51	Ferenc, Karadi	174	PCC	Min	50	0	9.45	5.2910	25.6085	51.22 %
52	Hars, Roland	382	PCC	Min	48	0	9.13	5.2574	25.4458	50.89 %
53	Kisters, Rob	36	PCC	Min	50	0	9.67	5.1706	25.0259	50.05 %
54	Riedhart, Hermann	284	PCC	Min	50	0	9.67	5.1706	25.0259	50.05 %
55	Jud, Manfred	297	PCC	Min	46	0	9.19	5.0054	24.2263	48.45 %
56	Erdelyi, Lilla	176	PCC	Min	48	0	9.64	4.9793	24.0996	48.20 %
57	Spratek, Dusan	246	PCC	Min	50	0	10.10	4.9505	23.9604	47.92 %
58	Kerber, Gerald	268	PCC	Min	44	0	9.18	4.7930	23.1983	46.40 %
59	Coroban, Iurie	125	PCC	Min	43	10	6.92	4.7688	23.0809	46.16 %
60	Radolec, Milan	59	PCC	Min	48	0	10.67	4.4986	21.7732	43.55 %
61	Ladisich, Sonja	264	PCC	Min	44	0	10.65	4.1315	19.9962	39.99 %
62	Jozsef, Santa	380	PCC	Min	50	10	9.80	4.0816	19.7551	39.51 %

Stage Results - Production

Place	Name	No.	Class	Div	PF	Points	Pen	Time	Hit Factor	Stage Pts	Stage %
1	Chmura, Tomas	245		P	Min	44	0	5.36	8.2090	50.0000	100.00 %
2	Cimos, Donatas	106		P	Min	46	0	5.76	7.9861	48.6427	97.29 %
3	Gheorghii, Caldarari	150		P	Min	50	0	6.38	7.8370	47.7344	95.47 %
4	Bindik, Franta	363		P	Min	46	0	6.27	7.3365	44.6861	89.37 %
5	Tomolya, Stepan	350		P	Min	46	0	6.33	7.2670	44.2625	88.53 %
6	Sliva, Tomas	49		P	Min	50	0	7.19	6.9541	42.3568	84.71 %
7	Tichy, Lukas	97		P	Min	46	0	6.62	6.9486	42.3235	84.65 %
8	Liehne, Jan	371		P	Min	44	0	6.45	6.8217	41.5504	83.10 %
9	Simon, Heiligenbrunner	209		P	Min	50	0	7.33	6.8213	41.5478	83.10 %
10	Cemsak, Martin	250		P	Min	46	0	6.76	6.8047	41.4470	82.89 %
11	Michalec, Lubomir	119		P	Min	50	0	7.36	6.7935	41.3785	82.76 %
12	Bednarik, Marian	179		P	Min	48	0	7.10	6.7606	41.1780	82.36 %
13	Popovic, Aleksa	17		P	Min	46	0	6.87	6.6958	40.7834	81.57 %
14	drimaj, Peter	124		P	Min	50	0	7.50	6.6667	40.6061	81.21 %
15	Vancura, Jan	201		P	Min	50	0	7.54	6.6313	40.3906	80.78 %
16	Vysny, Marian	244		P	Min	50	0	7.55	6.6225	40.3371	80.67 %
17	Kreutz, Erich	182		P	Min	46	0	6.99	6.5808	40.0832	80.17 %
18	Nemcova, Petra	122		P	Min	48	0	7.30	6.5753	40.0498	80.10 %
19	Polievka, Lubomir	85		P	Min	46	0	7.01	6.5621	39.9689	79.94 %
20	Sneberger, Jakub	123		P	Min	44	0	6.71	6.5574	39.9404	79.88 %
21	Brezina, Marek	240		P	Min	48	0	7.34	6.5395	39.8316	79.66 %
22	Szundi, Mate	162		P	Min	46	0	7.07	6.5064	39.6297	79.26 %
23	Iacomini, Stefano	334		P	Min	48	0	7.46	6.4343	39.1908	78.38 %
24	Momcilovic, Ljubisa	15		P	Min	46	0	7.20	6.3889	38.9141	77.83 %
25	Ulreich, Rainer	117		P	Min	48	0	7.75	6.1935	37.7243	75.45 %
26	Racek, Jarda	99		P	Min	44	0	7.12	6.1798	37.6404	75.28 %
27	Dzuho, Elvir	42		P	Min	46	0	7.65	6.0131	36.6251	73.25 %
28	Dolezal, Philipp	262		P	Min	48	0	8.03	5.9776	36.4089	72.82 %
29	Mindek, Martin	32		P	Min	46	0	7.74	5.9432	36.1992	72.40 %
30	Sedy, Roman		U	P	Min	48	0	8.17	5.8752	35.7850	71.57 %
31	Gadek, Wojciech	56		P	Min	48	0	8.19	5.8608	35.6976	71.40 %

32	Gasteiger, Klaus	205		P	Min	48	0	8.20	5.8537	35.6541	71.31 %
33	Sciranka, Martin	10		P	Min	46	0	7.89	5.8302	35.5110	71.02 %
34	Tobias, Matyas	19		P	Min	46	0	7.99	5.7572	35.0666	70.13 %
35	Majstorovic, Davor	13		P	Min	48	0	8.40	5.7143	34.8052	69.61 %
36	Istvan, Bujdoso	27		P	Min	50	0	8.98	5.5679	33.9137	67.83 %
37	Varos, Peter	243		P	Min	50	0	9.03	5.5371	33.7260	67.45 %
38	Lengauer, Timo	232		P	Min	44	0	7.95	5.5346	33.7107	67.42 %
39	Ruzicka, Milan	88		P	Min	46	0	8.40	5.4762	33.3550	66.71 %
40	Weissnegger, Barbara	116		P	Min	44	0	8.04	5.4726	33.3333	66.67 %
41	Trencan, Peter	256		P	Min	46	0	8.44	5.4502	33.1969	66.39 %
42	Cipkus, Zilvinas	109		P	Min	44	0	8.15	5.3988	32.8834	65.77 %
43	Cumova, Miroslava	224		P	Min	46	0	8.71	5.2813	32.1678	64.34 %
44	Stepan, Michal	221		P	Min	46	0	8.79	5.2332	31.8751	63.75 %
45	Polak, Peter	253		P	Min	50	0	9.64	5.1867	31.5919	63.18 %
46	Krejcirova, Lenka	229		P	Min	48	0	9.31	5.1557	31.4032	62.81 %
47	Kugler, Karol	89		P	Min	50	0	9.73	5.1387	31.2996	62.60 %
48	Simek, Lukas		Trieda	P	Min	46	0	9.12	5.0439	30.7217	61.44 %
49	Tomcala, Peter	31		P	Min	42	0	8.34	5.0360	30.6736	61.35 %
50	Obermajer, Attila	378		P	Min	44	0	8.82	4.9887	30.3855	60.77 %
51	Pancik, Vladimir	96		P	Min	46	0	9.58	4.8017	29.2465	58.49 %
52	Kendlbacher, Florian	304		P	Min	44	0	9.18	4.7930	29.1939	58.39 %
53	Man, Jakob	351		P	Min	46	0	9.63	4.7767	29.0947	58.19 %
54	Dipa, Dzenan	41		P	Min	48	0	10.26	4.6784	28.4955	56.99 %
55	Kastner, Kerstin	192		P	Min	44	0	9.50	4.6316	28.2105	56.42 %
56	Momcilovic, Snezana	16		P	Min	48	0	10.41	4.6110	28.0849	56.17 %
57	Musial, Pawel	24		P	Min	48	0	10.42	4.6065	28.0579	56.12 %
58	Balazs, Zoltan		U	P	Min	44	0	9.62	4.5738	27.8586	55.72 %
59	Najmonova, Hana	367		P	Min	46	0	10.06	4.5726	27.8511	55.70 %
60	Bindhammer, Christoph	280		P	Min	44	0	9.63	4.5691	27.8297	55.66 %
61	Zax, Vladlen	361		P	Min	46	0	10.70	4.2991	26.1852	52.37 %
62	Reiter, Celine	233		P	Min	42	0	9.81	4.2813	26.0773	52.15 %
63	Pils, Lukas	312		P	Min	46	0	11.18	4.1145	25.0610	50.12 %
64	Saric, Goran	14		P	Min	46	0	11.26	4.0853	24.8829	49.77 %
65	Talpas, Jozef	84		P	Min	41	10	7.64	4.0576	24.7144	49.43 %
66	Czuczor, Zsolt	73		P	Min	46	0	11.55	3.9827	24.2582	48.52 %
67	Velic, Miroslav	154		P	Min	45	10	8.82	3.9683	24.1703	48.34 %
68	Lennert, Adam	281		P	Min	42	0	10.64	3.9474	24.0431	48.09 %
69	Vielhaber, Gunther	270		P	Min	40	0	10.58	3.7807	23.0280	46.06 %
70	Bakalar, Martin	28		P	Min	37	10	7.34	3.6785	22.4053	44.81 %
71	Rajman, Jiri	369		P	Min	44	0	12.50	3.5200	21.4400	42.88 %
72	Moser, Werner	279		P	Min	44	0	13.47	3.2665	19.8961	39.79 %
73	Leonardelli, Laura	248		P	Min	45	10	11.26	3.1083	18.9327	37.87 %
74	Siklosi, Aliz	78		P	Min	46	0	15.53	2.9620	18.0413	36.08 %
75	Kupcak, Vladimir	62		P	Min	50	0	19.48	2.5667	15.6338	31.27 %
76	Gahir ml., Marek		U	P	Min	35	20	8.04	1.8657	11.3636	22.73 %
77	Popluhar, Patrik	181		P	Min	43	10	23.29	1.4169	8.6303	17.26 %
78	(DQ) Tkacenko, Vladimir			P	Min						

Stage Results - Production Optics

Place	Name	No.	Class	Div	PF	Points	Pen	Time	Hit Factor	Stage Pts	Stage %
1	Keppel, Dylan	331		PO	Min	48	0	5.31	9.0395	50.0000	100.00 %
2	Nemcok, Libor	235		PO	Min	48	0	5.81	8.2616	45.6971	91.39 %
3	Hrnciarik, Andrej	126		PO	Min	48	0	5.90	8.1356	45.0000	90.00 %
4	Venturato, Giulia	114		PO	Min	48	0	6.18	7.7670	42.9612	85.92 %
5	Gardian, Michal	347		PO	Min	48	0	6.22	7.7170	42.6849	85.37 %
6	Pavlik, Jan	145		PO	Min	50	0	6.48	7.7160	42.6794	85.36 %
7	Pijacek, Petr	300		PO	Min	48	0	6.23	7.7047	42.6164	85.23 %
8	Adamec, Lubos	34		PO	Min	48	0	6.24	7.6923	42.5481	85.10 %
9	Rief, Martin	196		PO	Min	50	0	6.57	7.6104	42.0947	84.19 %
10	Sartor, Marco	113		PO	Min	50	0	6.62	7.5529	41.7768	83.55 %
11	Kubica, Dusan	70		PO	Min	48	0	6.44	7.4534	41.2267	82.45 %
12	Hatar, Jakob	87		PO	Min	46	0	6.21	7.4074	40.9722	81.94 %

13	Galazka, Marcin	328		PO	Min	44	0	5.94	7.4074	40.9722	81.94 %
14	Volk, Alexander	326		PO	Min	42	0	5.80	7.2414	40.0539	80.11 %
15	Maska, Richard	226		PO	Min	48	0	6.82	7.0381	38.9296	77.86 %
16	Kobos, Krzysztof	348		PO	Min	50	0	7.13	7.0126	38.7886	77.58 %
17	Barancik, Ivan	254		PO	Min	50	0	7.20	6.9444	38.4115	76.82 %
18	Zencar jr., Pavol	144		PO	Min	50	0	7.25	6.8966	38.1466	76.29 %
19	Cooper, Justin	322		PO	Min	50	0	7.31	6.8399	37.8334	75.67 %
20	Majling, Andrej	53		PO	Min	48	0	7.06	6.7989	37.6062	75.21 %
21	Michalak, Norbert	329		PO	Min	46	0	6.82	6.7449	37.3076	74.62 %
22	Holubowski, Tomasz	323		PO	Min	44	0	6.54	6.7278	37.2133	74.43 %
23	Penov, Andon	157		PO	Min	50	0	7.49	6.6756	36.9242	73.85 %
24	Pitonak, Martin	236		PO	Min	50	0	7.62	6.5617	36.2943	72.59 %
25	Dacic, Dimitrije	18		PO	Min	46	0	7.08	6.4972	35.9375	71.88 %
26	Hollosi, Nikolette	12		PO	Min	50	0	7.75	6.4516	35.6855	71.37 %
27	Zapletal, Miroslav	327		PO	Min	48	10	5.97	6.3652	35.2073	70.41 %
28	Kan, Peter	75		PO	Min	44	0	7.02	6.2678	34.6688	69.34 %
29	Skvarenina, Andrej	227		PO	Min	46	0	7.35	6.2585	34.6173	69.23 %
30	Slavik, Daniel	101		PO	Min	44	0	7.05	6.2411	34.5213	69.04 %
31	Hukel, Miroslav	93		PO	Min	48	0	7.70	6.2338	34.4805	68.96 %
32	Gebhardt, Jurgen	194		PO	Min	48	0	7.77	6.1776	34.1699	68.34 %
33	Mayrhofer, Christoph	313		PO	Min	48	0	7.93	6.0530	33.4805	66.96 %
34	Satalan, Ovidiu Alex	187		PO	Min	48	0	7.97	6.0226	33.3124	66.62 %
35	Horvath, Beata Zsanett	332		PO	Min	48	0	8.07	5.9480	32.8996	65.80 %
36	Ritter, Jakob	269		PO	Min	50	10	6.73	5.9435	32.8752	65.75 %
37	Kovacs, Attila	375		PO	Min	46	0	7.85	5.8599	32.4124	64.82 %
38	Binkevicius, Ramunas	108		PO	Min	50	0	8.71	5.7405	31.7523	63.50 %
39	Klepac, Ilja	211		PO	Min	50	0	8.84	5.6561	31.2854	62.57 %
40	Kubicova Bopkova, Eniko	71		PO	Min	42	0	7.84	5.3571	29.6317	59.26 %
41	Hofer, Christian	293		PO	Min	42	0	7.92	5.3030	29.3324	58.66 %
42	Vanco, Jan	91		PO	Min	48	0	9.16	5.2402	28.9847	57.97 %
43	Chalupa, Cyril	35		PO	Min	50	0	9.58	5.2192	28.8687	57.74 %
44	Zakupszky, Norbert	50		PO	Min	50	0	9.77	5.1177	28.3073	56.61 %
45	Stettin, Andreas	4		PO	Min	48	0	9.53	5.0367	27.8594	55.72 %
46	Cruz, Oliver	118		PO	Min	50	0	9.93	5.0352	27.8512	55.70 %
47	Stefaniak, Sebastian	67		PO	Min	46	0	9.27	4.9622	27.4474	54.89 %
48	Eder, Robert	308		PO	Min	48	0	10.35	4.6377	25.6522	51.30 %
49	Redecki, Tomasz		Trieda	PO	Min	50	0	11.09	4.5086	24.9380	49.88 %
50	Wuhrleitner, Roland	317		PO	Min	48	0	10.65	4.5070	24.9296	49.86 %
51	Zalejsky, Rostislav	301		PO	Min	42	0	9.39	4.4728	24.7404	49.48 %
52	Streber, Jurgen	311		PO	Min	46	0	11.01	4.1780	23.1097	46.22 %
53	Muhlegger, Bernhard	307		PO	Min	50	0	11.99	4.1701	23.0661	46.13 %
54	Mock, Dieter	287		PO	Min	40	0	10.00	4.0000	22.1250	44.25 %
55	Fujasova, Zuzana		U	PO	Min	44	0	11.10	3.9640	21.9257	43.85 %
56	Zakupszky, Gabor	51		PO	Min	50	0	13.54	3.6928	20.4256	40.85 %
57	Talakic, Alan	54		PO	Min	42	0	13.48	3.1157	17.2339	34.47 %
58	Fichtinger, Markus	25		PO	Min	37	10	8.91	3.0303	16.7614	33.52 %
59	(DQ) Siska, Milos			PO	Min						
60	(DQ) Fellner, Manfred		Trieda	PO	Min						

Stage Results - Revolver

Place	Name	No.	Class	Div	PF	Points	Pen	Time	Hit Factor	Stage Pts	Stage %
1	Kroiss, Robert	207		R	Min	50	0	7.91	6.3211	50.0000	100.00 %
2	Mark, Szegedi	138		R	Min	50	0	12.30	4.0650	32.1545	64.31 %
3	Kirchweger, Hermann	316		R	Min	43	10	8.87	3.7204	29.4284	58.86 %
4	Kormanyos, Maria	37		R	Min	46	0	13.86	3.3189	26.2525	52.51 %

Stage Results - Standard

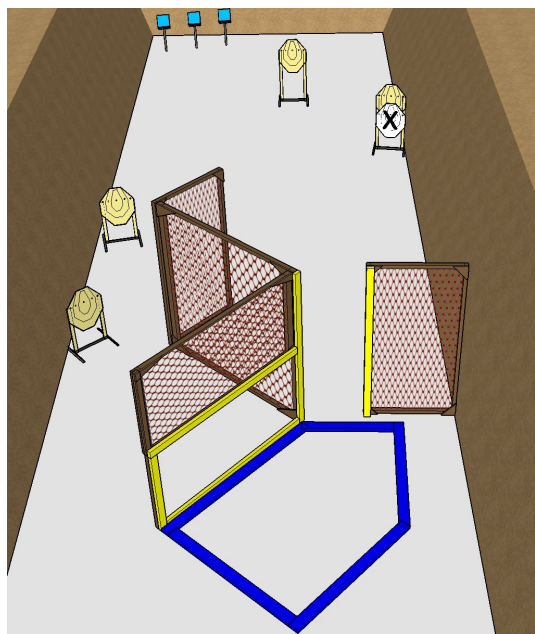
Place	Name	No.	Class	Div	PF	Points	Pen	Time	Hit Factor	Stage Pts	Stage %
1	Rakusan, Josef	366		S	Maj	49	0	5.77	8.4922	50.0000	100.00 %
2	Znamenacek, Petr	364		S	Maj	50	0	6.01	8.3195	48.9830	97.97 %
3	Liehne, Zdenek	365		S	Maj	49	0	6.03	8.1260	47.8441	95.69 %

4	Stranz, Jurgen	152	S	Min	50	0	6.52	7.6687	45.1515	90.30 %	
5	Mongel, Egon	120	S	Min	48	0	6.63	7.2398	42.6263	85.25 %	
6	Velicko, Laurius	104	S	Maj	49	0	6.94	7.0605	41.5706	83.14 %	
7	Ciesielski, Marcin	11	S	Maj	48	0	7.05	6.8085	40.0868	80.17 %	
8	Koller, Hans Georg	203	S	Maj	48	0	7.17	6.6946	39.4159	78.83 %	
9	Gazdik, Lukas	129	S	Min	48	0	7.27	6.6025	38.8738	77.75 %	
10	Koc, Marcin	82	S	Min	48	0	7.37	6.5129	38.3463	76.69 %	
11	Kopunec, Peter	80	S	Maj	48	0	7.41	6.4777	38.1393	76.28 %	
12	Albrecht, Zoltan	377	S	Maj	48	0	7.43	6.4603	38.0366	76.07 %	
13	Pasztor, Viktor	105	S	Min	50	0	8.16	6.1275	36.0769	72.15 %	
14	Schmidt, Ferdinand	292	S	Min	50	0	8.20	6.0976	35.9009	71.80 %	
15	Benesch, Thomas	295	S	Maj	47	0	7.75	6.0645	35.7064	71.41 %	
16	Galstyan, Haykaz	191	S	Min	46	0	7.75	5.9355	34.9467	69.89 %	
17	Soustar, Ivo	100	S	Maj	49	0	8.31	5.8965	34.7172	69.43 %	
18	Baar, Alexander	208	S	Min	50	0	8.48	5.8962	34.7155	69.43 %	
19	Gal, Krisztian	230	S	Maj	48	0	8.23	5.8323	34.3393	68.68 %	
20	Pajor, Zoltan	134	S	Min	50	0	8.58	5.8275	34.3109	68.62 %	
21	Mueller, Sergej	353	S	Maj	41	0	7.09	5.7828	34.0477	68.10 %	
22	Kvasnica, Juraj	30	S	Min	48	0	8.32	5.7692	33.9678	67.94 %	
23	Misik, Peter	184	S	Min	48	0	8.49	5.6537	33.2877	66.58 %	
24	Muller, Alexander	355	S	Maj	47	0	8.34	5.6355	33.1804	66.36 %	
25	Stanislav, Spevak	360	S	Min	42	0	7.78	5.3985	31.7848	63.57 %	
26	Zdesar, Franci	345	S	Maj	46	0	8.53	5.3927	31.7511	63.50 %	
27	David, Jaroslav	220	S	Maj	48	0	8.96	5.3571	31.5415	63.08 %	
28	Mikula, Jozef	259	S	Maj	48	0	8.99	5.3393	31.4363	62.87 %	
29	Potocky, Peter	95	S	Maj	48	0	9.01	5.3274	31.3665	62.73 %	
30	Racek, Jaroslav	98	S	Min	50	0	9.39	5.3248	31.3512	62.70 %	
31	Zebegney, Robert	258	S	Min	46	0	8.69	5.2934	31.1665	62.33 %	
32	Labanc, Daniel	103	S	Min	38	0	7.18	5.2925	31.1608	62.32 %	
33	Molitor, Armin	282	S	Min	48	0	9.12	5.2632	30.9882	61.98 %	
34	Leszczynska, Julia	83	S	Min	48	0	9.22	5.2061	30.6521	61.30 %	
35	Jarco, Barbara	237	S	Min	42	0	8.08	5.1980	30.6047	61.21 %	
36	Gal, Kristof	231	S	Maj	48	0	9.29	5.1668	30.4211	60.84 %	
37	Schneider, Katharina	305	S	Maj	47	0	9.10	5.1648	30.4093	60.82 %	
38	Zaluska, Witold	22	S	Min	46	0	8.93	5.1512	30.3289	60.66 %	
39	Brandstetter, Wolfgang	198	S	Min	48	0	9.49	5.0580	29.7800	59.56 %	
40	Botkova, Zuzana	333	S	Min	44	0	8.72	5.0459	29.7089	59.42 %	
41	Azbukin, Denis	151	S	Min	46	0	9.14	5.0328	29.6320	59.26 %	
42	Biedermann, Thomas	2	S	Maj	49	0	9.96	4.9197	28.9659	57.93 %	
43	Smejkal, Martin	291	S	Min	42	0	8.58	4.8951	28.8212	57.64 %	
44	Horzinger, Gerhard	274	S	Maj	48	0	9.82	4.8880	28.7793	57.56 %	
45	Ridoskova, Alexandra	161	S	Min	48	0	9.83	4.8830	28.7500	57.50 %	
46	Kor-Hanak, Tibor	339	S	Min	46	0	9.47	4.8574	28.5994	57.20 %	
47	Hanulak, Jozef	183	S	Min	40	0	8.26	4.8426	28.5121	57.02 %	
48	Kovac, Ondrej		U	S	Maj	44	0	9.12	4.8246	28.4058	56.81 %
49	Marek, Petr	290	S	Min	44	0	9.21	4.7774	28.1283	56.26 %	
50	Kosikova, Simona	92	S	Min	48	0	10.09	4.7572	28.0091	56.02 %	
51	Siska, Michal	178	S	Min	38	0	8.01	4.7441	27.9319	55.86 %	
52	Rzesniowiecki, Roman	86	S	Min	44	0	9.33	4.7160	27.7665	55.53 %	
53	Winkler, Kilian	283	S	Min	42	0	8.94	4.6980	27.6606	55.32 %	
54	Keller, Richard	20	S	Min	48	0	10.34	4.6422	27.3319	54.66 %	
55	Egger, Thomas	5	S	Min	46	0	10.00	4.6000	27.0837	54.17 %	
56	Pancik, Lubomir	94	S	Min	50	0	10.89	4.5914	27.0329	54.07 %	
57	Labanc, Martin	102	S	Min	48	0	10.52	4.5627	26.8643	53.73 %	
58	Szalai, Laszlo	52	S	Maj	49	0	10.78	4.5455	26.7625	53.53 %	
59	Mayr, Matthias	285	S	Min	44	0	9.69	4.5408	26.7349	53.47 %	
60	Bicskei, Beata	141	S	Min	42	0	9.37	4.4824	26.3912	52.78 %	
61	Seiberl, Thomas	309	S	Min	38	0	8.52	4.4601	26.2599	52.52 %	
62	Szczesna, Anna	110	S	Min	44	0	9.93	4.4310	26.0887	52.18 %	
63	Wurm, Adrian	8	S	Min	46	0	10.39	4.4273	26.0671	52.13 %	
64	Richard, Davidhazi	140	S	Min	46	0	10.59	4.3437	25.5748	51.15 %	
65	Bicsak, Laszlo Andras	79	S	Min	46	0	10.62	4.3315	25.5025	51.01 %	
66	Zsolt, Lazar	376	S	Min	40	0	9.24	4.3290	25.4881	50.98 %	

67	Szabo, Karoly	135	S	Min	44	0	10.63	4.1392	24.3708	48.74 %
68	Kainz, Dieter	294	S	Min	46	0	11.16	4.1219	24.2685	48.54 %
69	Stanko, Lubomir	44	S	Min	41	10	7.74	4.0052	23.5814	47.16 %
70	Sirtl, Andreas	354	S	Min	40	0	10.71	3.7348	21.9897	43.98 %
71	Gombalik, Ladislav	128	S	Min	38	0	10.53	3.6087	21.2474	42.49 %
72	Noga, Tadeusz	45	S	Min	46	0	12.83	3.5853	21.1096	42.22 %
73	Mikes, Filip	29	S	Maj	43	0	12.06	3.5655	20.9928	41.99 %
74	Sumaj, Martin	255	S	Min	45	10	9.89	3.5389	20.8363	41.67 %
75	Cimos, Lech	107	S	Min	41	10	8.96	3.4598	20.3706	40.74 %
76	Popovic, Bohuslav	132	S	Min	39	10	8.58	3.3800	19.9003	39.80 %
77	Kovacs, Gyula	137	S	Min	41	10	9.37	3.3084	19.4792	38.96 %
78	Paroczai, Rita	336	S	Min	40	0	12.37	3.2336	19.0388	38.08 %
79	Wakolbinger, Martin	321	S	Min	39	10	9.05	3.2044	18.8668	37.73 %
80	Kurczewski, Slavek	90	S	Min	39	10	9.42	3.0786	18.1258	36.25 %
81	Satalan, Victor Alex	188	S	Min	40	10	9.96	3.0120	17.7342	35.47 %
82	Ribisch, Hans-Peter	266	S	Min	44	0	15.17	2.9005	17.0772	34.15 %
83	Krupinski, Aleksander	48	S	Min	38	0	13.49	2.8169	16.5852	33.17 %
84	Palau, Marika	21	S	Min	41	10	17.03	1.8203	10.7176	21.44 %
85	Rojko, Marek	133	S	Min	40	30	7.65	1.3072	7.6964	15.39 %
86	(DQ) Hua, Wei		U	S	Maj					

Generated by PractiScore for Android (1.7.29 Xiaomi) at 2023-05-10 23:04 +0200

Mosquito Match 2023 HG & PCC - Stejdž 10 - 2023-05-07



Stage Results - Classic

Place	Name	No.	Class	Div	PF	Points	Pen	Time	Hit Factor	Stage Pts	Stage %
1	Batki, Gyorgy	381		C	Min	53	0	6.84	7.7485	55.0000	100.00 %
2	Cernigoj, Robert	344		C	Min	53	0	6.97	7.6040	53.9742	98.13 %
3	Fischer, Christoph	202		C	Min	47	0	7.11	6.6104	46.9214	85.31 %
4	Behal, Jiri	213		C	Min	53	0	8.54	6.2061	44.0515	80.09 %
5	Poliacik, Martin	257		C	Min	53	0	8.61	6.1556	43.6934	79.44 %
6	Rauscher, Dietmar	310		C	Maj	54	0	9.39	5.7508	40.8198	74.22 %
7	Kala, Jakub	200		C	Min	55	0	9.65	5.6995	40.4556	73.56 %
8	Staszczuk, Bartosz	111		C	Min	53	0	9.68	5.4752	38.8636	70.66 %
9	Bobaly, Mihaly	373		C	Min	55	0	10.13	5.4294	38.5386	70.07 %
10	Migleczy, Gyula	171		C	Min	55	0	10.51	5.2331	37.1452	67.54 %
11	Busza, Marcin	112		C	Min	49	0	10.34	4.7389	33.6371	61.16 %
12	Szaszi, Csaba	374		C	Min	55	0	11.75	4.6809	33.2252	60.41 %
13	Vnucko, Jan	252		C	Min	53	0	11.54	4.5927	32.5997	59.27 %
14	Robert, Farkas	136		C	Maj	52	0	13.42	3.8748	27.5039	50.01 %
15	Szczesny, Bartosz	324		C	Min	50	20	8.30	3.6145	25.6558	46.65 %
16	Kovar, Zbynek	46		C	Min	51	0	14.14	3.6068	25.6014	46.55 %
17	Fischer, Manfred	267		C	Min	45	0	14.95	3.0100	21.3656	38.85 %
18	Wieland, Gunter	23		C	Min	51	0	18.30	2.7869	19.7816	35.97 %

Stage Results - Open

Place	Name	No.	Class	Div	PF	Points	Pen	Time	Hit Factor	Stage Pts	Stage %
1	Henes, Zdenek	189		O	Maj	54	0	5.54	9.7473	55.0000	100.00 %
2	Pawlik, Celina	325		O	Maj	54	0	6.22	8.6817	48.9871	89.07 %
3	Havlicek, Miroslav	368		O	Maj	55	0	6.36	8.6478	48.7960	88.72 %
4	Tomaini, Fabio	251		O	Maj	54	0	6.82	7.9179	44.6774	81.23 %
5	Kutschi, Lukas	298		O	Maj	53	0	6.70	7.9104	44.6354	81.16 %
6	Rossetto, Denny	352		O	Min	53	0	6.71	7.8987	44.5689	81.03 %
7	Kneringer, Mario	6		O	Maj	53	0	6.91	7.6700	43.2789	78.69 %
8	Elkobi, Eliyahu	357		O	Maj	55	0	7.57	7.2655	40.9964	74.54 %
9	Sera, Martina	342		O	Maj	53	0	7.53	7.0385	39.7155	72.21 %
10	Barkanyi, Laszlo	335		O	Maj	52	0	7.65	6.7974	38.3549	69.74 %
11	Samek, Petr	115		O	Maj	52	10	6.25	6.7200	37.9182	68.94 %
12	Nandor, Reider	340		O	Maj	50	0	7.58	6.5963	37.2203	67.67 %
13	Weber, Gunter	273		O	Maj	51	0	7.88	6.4721	36.5193	66.40 %
14	Eisl, Alexander	314		O	Maj	53	0	8.30	6.3855	36.0310	65.51 %
15	Sery, Jiri	343		O	Maj	55	0	8.63	6.3731	35.9609	65.38 %
16	Zeindl, Stefan	3		O	Maj	55	0	8.73	6.3001	35.5490	64.63 %

17	Kwiatkowski, Roland	275	O	Maj	53	0	8.65	6.1272	34.5731	62.86 %
18	Aigner, Michael	302	O	Maj	52	0	8.58	6.0606	34.1975	62.18 %
19	Maierhofer, Christian	320	O	Maj	54	0	9.00	6.0000	33.8556	61.56 %
20	Till, Raphael	319	O	Maj	53	0	9.03	5.8693	33.1182	60.21 %
21	Muller, Georg	186	O	Maj	55	0	9.71	5.6643	31.9611	58.11 %
22	Novotny, Jaroslav	346	O	Maj	53	0	9.45	5.6085	31.6463	57.54 %
23	Steurer, Margit	272	O	Maj	54	0	9.77	5.5271	31.1873	56.70 %
24	Lazorik, Maros	127	O	Maj	53	0	10.14	5.2268	29.4928	53.62 %
25	Gerencser, Miklos	55	O	Maj	55	0	10.80	5.0926	28.7354	52.25 %
26	Zacek, Milan	81	O	Maj	51	0	10.04	5.0797	28.6626	52.11 %
27	Kneringer, Sandra	7	O	Maj	50	0	9.97	5.0150	28.2979	51.45 %
28	Roland, Pap	337	O	Maj	52	0	10.42	4.9904	28.1588	51.20 %
29	Willhalm, Klaus	318	O	Maj	55	0	11.21	4.9063	27.6844	50.34 %
30	Dvorak, Andrea	315	O	Maj	54	0	11.38	4.7452	26.7750	48.68 %
31	Gibart, Banyai	338	O	Maj	49	10	8.58	4.5455	25.6481	46.63 %
32	Nahule, Ahmad	358	O	Min	51	0	11.82	4.3147	24.3462	44.27 %
33	Kocian, Norbert	180	O	Maj	54	0	12.55	4.3028	24.2789	44.14 %
34	Adler, Franz	276	O	Maj	53	0	12.73	4.1634	23.4923	42.71 %
35	Aigner, Edeltraut	303	O	Maj	49	20	9.82	2.9532	16.6635	30.30 %
36	Geerts, Hans	33	O	Maj	53	0	18.40	2.8804	16.2531	29.55 %
37	(DQ) Halpern, Shalom		O	Maj						
38	(DQ) Eitan, Gill		O	Maj						

Stage Results - PCC

Place	Name	No.	Class	Div	PF	Points	Pen	Time	Hit Factor	Stage Pts	Stage %
1	Thaler, Martin	199		PCC	Min	53	0	4.88	10.8607	55.0000	100.00 %
2	Fedor, Marian	156		PCC	Min	53	0	5.13	10.3314	52.3197	95.13 %
3	Semic, Matija	222		PCC	Min	55	0	6.30	8.7302	44.2108	80.38 %
4	Popiolek, Grzegorz	146		PCC	Min	53	0	6.16	8.6039	43.5714	79.22 %
5	Jozsef, Hodi	139		PCC	Min	55	0	6.46	8.5139	43.1158	78.39 %
6	Tomascin, Andrej	247		PCC	Min	55	0	6.51	8.4485	42.7847	77.79 %
7	Hajnsek, Kristjan	349		PCC	Min	55	0	6.53	8.4227	42.6536	77.55 %
8	Nagy, Ernest	330		PCC	Min	49	0	5.83	8.4048	42.5632	77.39 %
9	Bajc, Ernest	223		PCC	Min	55	0	6.67	8.2459	41.7584	75.92 %
10	Pevek, Markus	217		PCC	Min	53	0	6.44	8.2298	41.6770	75.78 %
11	Szarvas, Peter	169		PCC	Min	53	0	6.46	8.2043	41.5480	75.54 %
12	Palka, Jan	225		PCC	Min	55	0	6.72	8.1845	41.4477	75.36 %
13	Palmai, Adam	172		PCC	Min	55	0	6.72	8.1845	41.4477	75.36 %
14	Synek, Milos	69		PCC	Min	53	0	6.57	8.0670	40.8524	74.28 %
15	Moraru, Andrei	147		PCC	Min	55	0	6.99	7.8684	39.8467	72.45 %
16	Ebner, Christoph	286		PCC	Min	51	0	6.63	7.6923	38.9550	70.83 %
17	Kiss, Gabor	168		PCC	Min	51	0	6.75	7.5556	38.2625	69.57 %
18	Gromovas, Andrejus	143		PCC	Min	55	0	7.31	7.5239	38.1024	69.28 %
19	Kubac, Vitezslav	68		PCC	Min	55	0	7.45	7.3826	37.3863	67.98 %
20	Veres, Robert	260		PCC	Min	55	0	7.54	7.2944	36.9401	67.16 %
21	Karlin, Marcus	214		PCC	Min	53	0	7.29	7.2702	36.8176	66.94 %
22	Kominek, Jiri	212		PCC	Min	55	0	7.65	7.1895	36.4089	66.20 %
23	Flajszer, Kamil	74		PCC	Min	51	0	7.21	7.0735	35.8213	65.13 %
24	Norbert, Kara	175		PCC	Min	55	0	7.81	7.0423	35.6630	64.84 %
25	Prandstotter, Martin	299		PCC	Min	53	0	7.55	7.0199	35.5497	64.64 %
26	Halasi, Gergely	379		PCC	Min	55	0	7.86	6.9975	35.4362	64.43 %
27	Scepko, Samuel	163		PCC	Min	51	0	7.33	6.9577	35.2349	64.06 %
28	Meles, Radovan	249		PCC	Min	53	0	7.63	6.9463	35.1769	63.96 %
29	Moretti, Nico	234		PCC	Min	55	0	7.96	6.9095	34.9910	63.62 %
30	Szundi, Andrej	164		PCC	Min	53	0	7.74	6.8475	34.6770	63.05 %
31	Sirk, Julius	296		PCC	Min	53	0	7.84	6.7602	34.2347	62.24 %
32	Novak, Lubor	190		PCC	Min	55	0	8.16	6.7402	34.1334	62.06 %
33	Ferenc, Karadi	174		PCC	Min	53	0	7.88	6.7259	34.0609	61.93 %
34	Ladisich, Robert	263		PCC	Min	49	0	7.44	6.5860	33.3526	60.64 %
35	Krychl, Michael	216		PCC	Min	55	0	8.49	6.4782	32.8066	59.65 %
36	Szyszka, Amadeusz	261		PCC	Min	53	0	8.22	6.4477	32.6521	59.37 %
37	Boca, Rastislav	155		PCC	Min	49	0	7.60	6.4474	32.6504	59.36 %

38	Rehak, Michael	219	PCC	Min	53	0	8.35	6.3473	32.1437	58.44 %
39	Lenzelbauer, Peter	121	PCC	Min	51	0	8.11	6.2885	31.8461	57.90 %
40	Ambrus, Oliver	167	PCC	Min	55	0	8.78	6.2642	31.7230	57.68 %
41	Busolin, Pavel	77	PCC	Min	51	0	8.16	6.2500	31.6509	57.55 %
42	Thalmann, Daniel	288	PCC	Min	55	0	8.81	6.2429	31.6150	57.48 %
43	Jakube, Patrik	158	PCC	Min	55	0	9.21	5.9718	30.2419	54.99 %
44	Berger, Franz	206	PCC	Min	55	0	9.39	5.8573	29.6622	53.93 %
45	Kastl, Christoph	265	PCC	Min	51	0	8.82	5.7823	29.2825	53.24 %
46	Weissl, Martin	204	PCC	Min	53	0	9.20	5.7609	29.1739	53.04 %
47	Sotet, Gabor	38	PCC	Min	53	0	9.23	5.7421	29.0791	52.87 %
48	Bulko, Peter	153	PCC	Min	55	10	8.32	5.4087	27.3902	49.80 %
49	Kisters, Rob	36	PCC	Min	51	0	9.59	5.3180	26.9314	48.97 %
50	Erdelyi, Lilla	176	PCC	Min	53	0	10.02	5.2894	26.7864	48.70 %
51	Radolec, Milan	59	PCC	Min	55	0	10.52	5.2281	26.4761	48.14 %
52	Kubus, Mats	242	PCC	Min	47	0	9.05	5.1934	26.3000	47.82 %
53	Waldschutz, Wolfgang	218	PCC	Min	51	0	10.03	5.0847	25.7499	46.82 %
54	Kerber, Gerald	268	PCC	Min	55	0	10.82	5.0832	25.7420	46.80 %
55	Spratek, Dusan	246	PCC	Min	53	0	10.51	5.0428	25.5376	46.43 %
56	Jud, Manfred	297	PCC	Min	55	0	10.91	5.0412	25.5296	46.42 %
57	Jozsef, Santa	380	PCC	Min	55	0	10.93	5.0320	25.4829	46.33 %
58	Muehlegger, Sarah	306	PCC	Min	53	0	11.04	4.8007	24.3116	44.20 %
59	Coroban, Iurie	125	PCC	Min	51	10	9.78	4.1922	21.2301	38.60 %
60	Ladisich, Sonja	264	PCC	Min	47	0	11.46	4.1012	20.7692	37.76 %
61	Hars, Roland	382	PCC	Min	51	0	14.29	3.5689	18.0736	32.86 %
62	Riedhart, Hermann	284	PCC	Min	55	10	13.59	3.3113	16.7687	30.49 %

Stage Results - Production

Place	Name	No.	Class	Div	PF	Points	Pen	Time	Hit Factor	Stage Pts	Stage %
1	Chmura, Tomas	245		P	Min	53	0	6.00	8.8333	55.0000	100.00 %
2	Stepan, Michal	221		P	Min	53	0	6.57	8.0670	50.2283	91.32 %
3	Popovic, Aleksa	17		P	Min	53	0	6.58	8.0547	50.1520	91.19 %
4	Cimos, Donatas	106		P	Min	55	0	6.94	7.9251	49.3448	89.72 %
5	Momcilovic, Ljubisa	15		P	Min	53	0	6.76	7.8402	48.8166	88.76 %
6	Talpas, Jozef	84		P	Min	55	0	7.29	7.5446	46.9757	85.41 %
7	Sliva, Tomas	49		P	Min	53	0	7.19	7.3713	45.8971	83.45 %
8	Sciranka, Martin	10		P	Min	53	0	7.23	7.3306	45.6432	82.99 %
9	Vysny, Marian	244		P	Min	53	0	7.36	7.2011	44.8370	81.52 %
10	Simon, Heiligenbrunner	209		P	Min	55	0	7.78	7.0694	44.0171	80.03 %
11	Sedy, Roman		U	P	Min	51	0	7.26	7.0248	43.7393	79.53 %
12	Bindik, Franta	363		P	Min	53	0	7.56	7.0106	43.6508	79.37 %
13	Majstorovic, Davor	13		P	Min	49	0	7.26	6.7493	42.0240	76.41 %
14	Dzuho, Elvir	42		P	Min	55	0	8.17	6.7319	41.9159	76.21 %
15	Ulreich, Rainer	117		P	Min	55	0	8.19	6.7155	41.8135	76.02 %
16	drimaj, Peter	124		P	Min	55	0	8.20	6.7073	41.7625	75.93 %
17	Gheorghii, Caldarari	150		P	Min	51	0	7.76	6.5722	40.9210	74.40 %
18	Michalec, Lubomir	119		P	Min	51	0	7.89	6.4639	40.2468	73.18 %
19	Tomolya, Stepan	350		P	Min	53	0	8.31	6.3779	39.7112	72.20 %
20	Nemcova, Petra	122		P	Min	53	0	8.37	6.3321	39.4265	71.68 %
21	Cemsak, Martin	250		P	Min	47	0	7.51	6.2583	38.9669	70.85 %
22	Kendlbacher, Florian	304		P	Min	51	0	8.30	6.1446	38.2587	69.56 %
23	Brezina, Marek	240		P	Min	49	0	7.98	6.1404	38.2324	69.51 %
24	Tobias, Matyas	19		P	Min	53	0	8.74	6.0641	37.7574	68.65 %
25	Szundi, Mate	162		P	Min	51	0	8.49	6.0071	37.4025	68.00 %
26	Polievka, Lubomir	85		P	Min	51	0	8.50	6.0000	37.3585	67.92 %
27	Iacomini, Stefano	334		P	Min	53	0	8.91	5.9484	37.0370	67.34 %
28	Tichy, Lukas	97		P	Min	53	0	8.96	5.9152	36.8304	66.96 %
29	Simek, Lukas		Trieda	P	Min	55	0	9.35	5.8824	36.6260	66.59 %
30	Polak, Peter	253		P	Min	53	0	9.02	5.8758	36.5854	66.52 %
31	Velic, Miroslav	154		P	Min	53	0	9.03	5.8693	36.5449	66.45 %
32	Mindek, Martin	32		P	Min	51	0	8.74	5.8352	36.3326	66.06 %
33	Tomcala, Peter	31		P	Min	55	0	9.43	5.8324	36.3153	66.03 %
34	Sneberger, Jakub	123		P	Min	49	0	8.43	5.8126	36.1915	65.80 %

35	Trencan, Peter	256	P	Min	55	0	9.49	5.7956	36.0857	65.61 %
36	Weissnegger, Barbara	116	P	Min	51	0	8.84	5.7692	35.9216	65.31 %
37	Gadek, Wojciech	56	P	Min	55	0	9.57	5.7471	35.7840	65.06 %
38	Dolezal, Philipp	262	P	Min	49	0	8.65	5.6647	35.2710	64.13 %
39	Bednarik, Marian	179	P	Min	47	0	8.31	5.6558	35.2156	64.03 %
40	Racek, Jarda	99	P	Min	49	0	8.67	5.6517	35.1897	63.98 %
41	Vancura, Jan	201	P	Min	53	0	9.66	5.4865	34.1615	62.11 %
42	Gasteiger, Klaus	205	P	Min	49	0	9.14	5.3611	33.3801	60.69 %
43	Popluhar, Patrik	181	P	Min	47	0	8.82	5.3288	33.1793	60.33 %
44	Cumova, Miroslava	224	P	Min	55	0	10.41	5.2834	32.8965	59.81 %
45	Kastner, Kerstin	192	P	Min	53	0	10.11	5.2423	32.6409	59.35 %
46	Liehne, Jan	371	P	Min	53	0	10.32	5.1357	31.9767	58.14 %
47	Najmonova, Hana	367	P	Min	53	0	10.40	5.0962	31.7308	57.69 %
48	Krejcirova, Lenka	229	P	Min	55	0	10.97	5.0137	31.2172	56.76 %
49	Man, Jakob	351	P	Min	51	0	10.18	5.0098	31.1932	56.71 %
50	Pancik, Vladimir	96	P	Min	51	0	10.31	4.9467	30.7999	56.00 %
51	Ruzicka, Milan	88	P	Min	49	0	9.92	4.9395	30.7555	55.92 %
52	Bindhammer, Christoph	280	P	Min	53	0	10.78	4.9165	30.6122	55.66 %
53	Momcilovic, Snezana	16	P	Min	47	0	9.71	4.8404	30.1382	54.80 %
54	Pils, Lukas	312	P	Min	53	0	11.06	4.7920	29.8373	54.25 %
55	Gahir ml., Marek	U	P	Min	45	0	9.51	4.7319	29.4625	53.57 %
56	Dipa, Dzenan	41	P	Min	51	0	10.96	4.6533	28.9733	52.68 %
57	Vielhaber, Gunther	270	P	Min	53	0	11.50	4.6087	28.6957	52.17 %
58	Saric, Goran	14	P	Min	49	0	10.92	4.4872	27.9390	50.80 %
59	Bakalar, Martin	28	P	Min	49	0	10.99	4.4586	27.7611	50.47 %
60	Musial, Pawel	24	P	Min	49	0	11.04	4.4384	27.6354	50.25 %
61	Lengauer, Timo	232	P	Min	45	0	10.38	4.3353	26.9931	49.08 %
62	Obermajer, Attila	378	P	Min	53	0	12.29	4.3124	26.8511	48.82 %
63	Czuczor, Zsolt	73	P	Min	51	0	12.18	4.1872	26.0712	47.40 %
64	Rajman, Jiri	369	P	Min	53	0	13.29	3.9880	24.8307	45.15 %
65	Leonardelli, Laura	248	P	Min	45	0	11.50	3.9130	24.3642	44.30 %
66	Moser, Werner	279	P	Min	53	0	13.80	3.8406	23.9130	43.48 %
67	Kugler, Karol	89	P	Min	53	0	13.95	3.7993	23.6559	43.01 %
68	Istvan, Bujdoso	27	P	Min	48	10	10.04	3.7849	23.5661	42.85 %
69	Lennert, Adam	281	P	Min	53	0	14.96	3.5428	22.0588	40.11 %
70	Varos, Peter	243	P	Min	49	0	15.93	3.0760	19.1522	34.82 %
71	Balazs, Zoltan	U	P	Min	49	10	12.92	3.0186	18.7949	34.17 %
72	Reiter, Celine	233	P	Min	47	0	16.75	2.8060	17.4711	31.77 %
73	Zax, Vladlen	361	P	Min	46	10	12.93	2.7842	17.3357	31.52 %
74	Kreutz, Erich	182	P	Min	42	20	8.53	2.5791	16.0587	29.20 %
75	Kupcak, Vladimir	62	P	Min	51	10	19.11	2.1455	13.3586	24.29 %
76	Siklosi, Aliz	78	P	Min	39	30	11.08	0.8123	5.0576	9.20 %
77	Cipkus, Zilvinas	109	P	Min	36	40	10.45	0.0000	0.0000	0.00 %
78	(DQ) Tkacenko, Vladimir		P	Min						

Stage Results - Production Optics

Place	Name	No.	Class	Div	PF	Points	Pen	Time	Hit Factor	Stage Pts	Stage %
1	Hrnciarik, Andrej	126		PO	Min	55	0	5.26	10.4563	55.0000	100.00 %
2	Keppel, Dylan	331		PO	Min	51	0	5.05	10.0990	53.1208	96.58 %
3	Zapletal, Miroslav	327		PO	Min	55	0	6.36	8.6478	45.4874	82.70 %
4	Pijacek, Petr	300		PO	Min	51	0	6.13	8.3197	43.7618	79.57 %
5	Maska, Richard	226		PO	Min	55	0	6.77	8.1241	42.7326	77.70 %
6	Adamec, Lubos	34		PO	Min	53	0	6.58	8.0547	42.3678	77.03 %
7	Slavik, Daniel	101		PO	Min	53	0	6.67	7.9460	41.7961	75.99 %
8	Pavlik, Jan	145		PO	Min	51	0	6.44	7.9193	41.6553	75.74 %
9	Gardian, Michal	347		PO	Min	55	0	7.21	7.6283	40.1248	72.95 %
10	Mayrhofer, Christoph	313		PO	Min	55	0	7.24	7.5967	39.9586	72.65 %
11	Kubica, Dusan	70		PO	Min	51	0	6.81	7.4890	39.3921	71.62 %
12	Ritter, Jakob	269		PO	Min	51	0	6.82	7.4780	39.3343	71.52 %
13	Michalak, Norbert	329		PO	Min	55	0	7.42	7.4124	38.9892	70.89 %
14	Binkevicius, Ramunas	108		PO	Min	51	0	6.98	7.3066	38.4327	69.88 %
15	Zencar jr., Pavol	144		PO	Min	49	0	6.77	7.2378	38.0709	69.22 %

16	Sartor, Marco	113		PO	Min	53	0	7.35	7.2109	37.9293	68.96 %
17	Volk, Alexander	326		PO	Min	55	0	7.65	7.1895	37.8170	68.76 %
18	Cooper, Justin	322		PO	Min	55	0	7.80	7.0513	37.0897	67.44 %
19	Hatar, Jakub	87		PO	Min	55	0	8.09	6.7985	35.7602	65.02 %
20	Kovacs, Attila	375		PO	Min	53	0	7.89	6.7174	35.3333	64.24 %
21	Venturato, Giulia	114		PO	Min	53	0	8.13	6.5191	34.2903	62.35 %
22	Majling, Andrej	53		PO	Min	55	0	8.50	6.4706	34.0353	61.88 %
23	Pitonak, Martin	236		PO	Min	49	0	7.58	6.4644	34.0026	61.82 %
24	Stettin, Andreas	4		PO	Min	55	0	8.64	6.3657	33.4838	60.88 %
25	Rief, Martin	196		PO	Min	53	0	8.33	6.3625	33.4670	60.85 %
26	Gebhardt, Jurgen	194		PO	Min	49	0	7.76	6.3144	33.2139	60.39 %
27	Barancik, Ivan	254		PO	Min	55	0	8.74	6.2929	33.1007	60.18 %
28	Skvarenina, Andrej	227		PO	Min	51	0	8.23	6.1968	32.5954	59.26 %
29	Eder, Robert	308		PO	Min	53	0	8.58	6.1772	32.4918	59.08 %
30	Redeck, Tomasz		Trieda	PO	Min	49	0	7.94	6.1713	32.4610	59.02 %
31	Kobos, Krzysztof	348		PO	Min	53	0	8.63	6.1414	32.3036	58.73 %
32	Penov, Andon	157		PO	Min	55	0	8.96	6.1384	32.2879	58.71 %
33	Hukel, Miroslav	93		PO	Min	55	0	9.01	6.1043	32.1088	58.38 %
34	Fichtinger, Markus	25		PO	Min	55	0	9.13	6.0241	31.6867	57.61 %
35	Hollosi, Nikolette	12		PO	Min	55	0	9.19	5.9848	31.4799	57.24 %
36	Dacic, Dimitrije	18		PO	Min	53	0	8.93	5.9351	31.2184	56.76 %
37	Kan, Peter	75		PO	Min	49	0	8.37	5.8542	30.7933	55.99 %
38	Vanco, Jan	91		PO	Min	51	0	8.84	5.7692	30.3462	55.17 %
39	Satalan, Ovidiu Alex	187		PO	Min	55	0	9.58	5.7411	30.1983	54.91 %
40	Nemcok, Libor	235		PO	Min	49	0	8.54	5.7377	30.1803	54.87 %
41	Cruz, Oliver	118		PO	Min	51	0	8.90	5.7303	30.1416	54.80 %
42	Galazka, Marcin	328		PO	Min	51	0	9.00	5.6667	29.8067	54.19 %
43	Zakupszky, Norbert	50		PO	Min	51	0	9.27	5.5016	28.9385	52.62 %
44	Stefaniak, Sebastian	67		PO	Min	55	0	10.27	5.3554	28.1694	51.22 %
45	Horvath, Beata Zsanett	332		PO	Min	51	0	9.68	5.2686	27.7128	50.39 %
46	Chalupa, Cyril	35		PO	Min	55	0	10.58	5.1985	27.3440	49.72 %
47	Kubicova Bopkova, Eniko	71		PO	Min	51	0	10.24	4.9805	26.1973	47.63 %
48	Streber, Jurgen	311		PO	Min	53	0	11.65	4.5494	23.9296	43.51 %
49	Mock, Dieter	287		PO	Min	51	0	11.42	4.4658	23.4904	42.71 %
50	Wuhrleitner, Roland	317		PO	Min	53	0	12.05	4.3983	23.1353	42.06 %
51	Zalezsky, Rostislav	301		PO	Min	49	0	11.25	4.3556	22.9102	41.65 %
52	Fujasova, Zuzana		U	PO	Min	53	0	12.43	4.2639	22.4280	40.78 %
53	Hofer, Christian	293		PO	Min	53	10	10.28	4.1829	22.0019	40.00 %
54	Muhlegger, Bernhard	307		PO	Min	55	0	13.39	4.1075	21.6057	39.28 %
55	Talakic, Alan	54		PO	Min	49	0	12.70	3.8583	20.2945	36.90 %
56	Holubowski, Tomasz	323		PO	Min	48	20	8.96	3.1250	16.4375	29.89 %
57	Zakupszky, Gabor	51		PO	Min	53	10	15.63	2.7511	14.4709	26.31 %
58	Klepac, Ilja	211		PO	Min	46	20	11.91	2.1830	11.4828	20.88 %
59	(DQ) Siska, Milos			PO	Min						
60	(DQ) Fellner, Manfred		Trieda	PO	Min						

Stage Results - Revolver

Place	Name	No.	Class	Div	PF	Points	Pen	Time	Hit Factor	Stage Pts	Stage %
1	Kroiss, Robert	207		R	Min	55	0	9.72	5.6584	55.0000	100.00 %
2	Kirchweger, Hermann	316		R	Min	47	0	11.72	4.0102	38.9795	70.87 %
3	Mark, Szegedi	138		R	Min	53	0	13.98	3.7911	36.8498	67.00 %
4	Kormanyos, Maria	37		R	Min	53	0	16.88	3.1398	30.5190	55.49 %

Stage Results - Standard

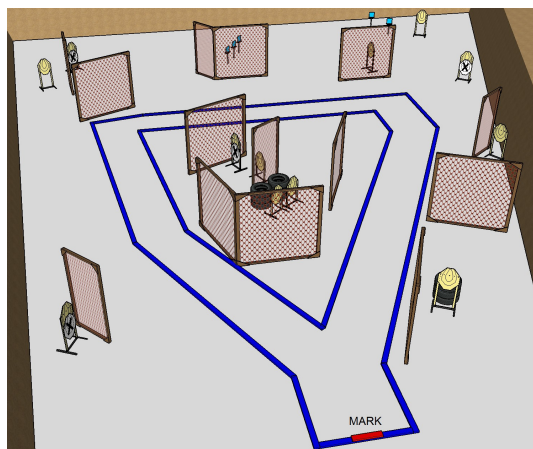
Place	Name	No.	Class	Div	PF	Points	Pen	Time	Hit Factor	Stage Pts	Stage %
1	Rakusan, Josef	366		S	Maj	53	0	6.61	8.0182	55.0000	100.00 %
2	Stranz, Jurgen	152		S	Min	51	0	6.74	7.5668	51.9037	94.37 %
3	Mongel, Egon	120		S	Min	55	0	7.70	7.1429	48.9960	89.08 %
4	Koc, Marcin	82		S	Min	53	0	7.47	7.0950	48.6680	88.49 %
5	Benesch, Thomas	295		S	Maj	54	0	7.71	7.0039	48.0427	87.35 %
6	Liehne, Zdenek	365		S	Maj	49	0	7.07	6.9307	47.5406	86.44 %

7	Znamenacek, Petr	364	S	Maj	54	0	8.02	6.7332	46.1857	83.97 %	
8	Cimos, Lech	107	S	Min	49	0	7.32	6.6940	45.9170	83.49 %	
9	Kvasnica, Juraj	30	S	Min	55	0	8.42	6.5321	44.8063	81.47 %	
10	Pasztor, Viktor	105	S	Min	53	0	8.14	6.5111	44.6622	81.20 %	
11	Stanislav, Spevak	360	S	Min	51	0	7.90	6.4557	44.2824	80.51 %	
12	Gazdik, Lukas	129	S	Min	53	0	8.46	6.2648	42.9728	78.13 %	
13	Koller, Hans Georg	203	S	Maj	55	0	8.90	6.1798	42.3898	77.07 %	
14	Galstyan, Haykaz	191	S	Min	55	0	8.91	6.1728	42.3422	76.99 %	
15	Schneider, Katharina	305	S	Maj	54	0	9.06	5.9603	40.8840	74.33 %	
16	Kopunec, Peter	80	S	Maj	53	0	8.93	5.9351	40.7111	74.02 %	
17	Ridoskova, Alexandra	161	S	Min	51	0	8.66	5.8891	40.3962	73.45 %	
18	Ciesielski, Marcin	11	S	Maj	52	0	8.84	5.8824	40.3496	73.36 %	
19	Zdesar, Franci	345	S	Maj	53	0	9.08	5.8370	40.0385	72.80 %	
20	Muller, Alexander	355	S	Maj	52	0	8.96	5.8036	39.8092	72.38 %	
21	Biedermann, Thomas	2	S	Maj	54	0	9.32	5.7940	39.7435	72.26 %	
22	Potocky, Peter	95	S	Maj	53	0	9.25	5.7297	39.3027	71.46 %	
23	Zebegney, Robert	258	S	Min	49	0	8.62	5.6845	38.9921	70.89 %	
24	Kovac, Ondrej		U	S	Maj	55	0	9.75	5.6410	38.6942	70.35 %
25	Egger, Thomas	5	S	Min	53	0	9.41	5.6323	38.6344	70.24 %	
26	Velicko, Laurius	104	S	Maj	52	0	9.25	5.6216	38.5611	70.11 %	
27	Marek, Petr	290	S	Min	51	0	9.08	5.6167	38.5277	70.05 %	
28	Hanulak, Jozef	183	S	Min	55	0	9.80	5.6122	38.4968	69.99 %	
29	Siska, Michal	178	S	Min	53	0	9.55	5.5497	38.0681	69.21 %	
30	Gal, Krisztian	230	S	Maj	52	0	9.37	5.5496	38.0673	69.21 %	
31	Botkova, Zuzana	333	S	Min	51	0	9.27	5.5016	37.7380	68.61 %	
32	Kosikova, Simona	92	S	Min	53	0	9.67	5.4809	37.5957	68.36 %	
33	Gal, Kristof	231	S	Maj	55	0	10.18	5.4028	37.0598	67.38 %	
34	Mueller, Sergej	353	S	Maj	51	0	9.64	5.2905	36.2895	65.98 %	
35	Baar, Alexander	208	S	Min	51	0	9.73	5.2415	35.9539	65.37 %	
36	Brandstetter, Wolfgang	198	S	Min	53	0	10.14	5.2268	35.8531	65.19 %	
37	Kurczewski, Slavek	90	S	Min	55	0	10.65	5.1643	35.4243	64.41 %	
38	Horzinger, Gerhard	274	S	Maj	54	0	10.49	5.1478	35.3107	64.20 %	
39	Leszczynska, Julia	83	S	Min	55	0	10.78	5.1020	34.9971	63.63 %	
40	Stanko, Lubomir	44	S	Min	53	0	10.41	5.0913	34.9232	63.50 %	
41	Racek, Jaroslav	98	S	Min	53	0	10.43	5.0815	34.8562	63.37 %	
42	Bicskei, Beata	141	S	Min	53	0	10.59	5.0047	34.3296	62.42 %	
43	Zsolt, Lazar	376	S	Min	53	0	10.63	4.9859	34.2004	62.18 %	
44	Winkler, Kilian	283	S	Min	55	0	11.04	4.9819	34.1729	62.13 %	
45	Zaluska, Witold	22	S	Min	47	0	9.46	4.9683	34.0796	61.96 %	
46	Szalai, Laszlo	52	S	Maj	54	0	10.94	4.9360	33.8583	61.56 %	
47	Soustar, Ivo	100	S	Maj	54	0	11.07	4.8780	33.4607	60.84 %	
48	Sumaj, Martin	255	S	Min	55	0	11.29	4.8716	33.4162	60.76 %	
49	Wakolbinger, Martin	321	S	Min	51	0	10.69	4.7708	32.7251	59.50 %	
50	Satalan, Victor Alex	188	S	Min	47	0	9.87	4.7619	32.6640	59.39 %	
51	Wurm, Adrian	8	S	Min	55	0	11.61	4.7373	32.4952	59.08 %	
52	Popovic, Bohuslav	132	S	Min	51	0	10.87	4.6918	32.1832	58.51 %	
53	Pancik, Lubomir	94	S	Min	55	0	11.78	4.6689	32.0262	58.23 %	
54	Pajor, Zoltan	134	S	Min	47	0	10.07	4.6673	32.0152	58.21 %	
55	Mikula, Jozef	259	S	Maj	54	0	11.59	4.6592	31.9594	58.11 %	
56	Gombalik, Ladislav	128	S	Min	45	0	9.66	4.6584	31.9539	58.10 %	
57	Schmidt, Ferdinand	292	S	Min	49	0	10.55	4.6445	31.8590	57.93 %	
58	Szczesna, Anna	110	S	Min	53	0	11.53	4.5967	31.5308	57.33 %	
59	Mikes, Filip	29	S	Maj	52	0	11.32	4.5936	31.5098	57.29 %	
60	Richard, Davidhazi	140	S	Min	53	0	11.54	4.5927	31.5035	57.28 %	
61	Jarco, Barbara	237	S	Min	51	0	11.11	4.5905	31.4880	57.25 %	
62	Misik, Peter	184	S	Min	49	0	10.79	4.5412	31.1503	56.64 %	
63	Molitor, Armin	282	S	Min	49	0	10.82	4.5287	31.0640	56.48 %	
64	Azbukin, Denis	151	S	Min	49	0	11.01	4.4505	30.5279	55.51 %	
65	Kovacs, Gyula	137	S	Min	51	0	11.54	4.4194	30.3147	55.12 %	
66	Rojko, Marek	133	S	Min	47	0	10.65	4.4131	30.2717	55.04 %	
67	Labanc, Martin	102	S	Min	55	0	12.58	4.3720	29.9896	54.53 %	
68	Kor-Hanak, Tibor	339	S	Min	51	0	12.16	4.1941	28.7690	52.31 %	
69	Labanc, Daniel	103	S	Min	51	0	12.32	4.1396	28.3954	51.63 %	

70	Bicsak, Laszlo Andras	79	S	Min	53	0	13.07	4.0551	27.8156	50.57 %
71	Rzesniowiecki, Roman	86	S	Min	47	0	11.63	4.0413	27.7208	50.40 %
72	David, Jaroslav	220	S	Maj	50	0	12.44	4.0193	27.5701	50.13 %
73	Noga, Tadeusz	45	S	Min	55	0	13.72	4.0087	27.4977	50.00 %
74	Ribisch, Hans-Peter	266	S	Min	51	0	13.21	3.8607	26.4823	48.15 %
75	Albrecht, Zoltan	377	S	Maj	51	0	13.74	3.7118	25.4608	46.29 %
76	Mayr, Matthias	285	S	Min	53	10	11.61	3.7037	25.4053	46.19 %
77	Smejkal, Martin	291	S	Min	46	10	9.98	3.6072	24.7434	44.99 %
78	Szabo, Karoly	135	S	Min	49	0	13.59	3.6056	24.7323	44.97 %
79	Krupinski, Aleksander	48	S	Min	55	10	13.44	3.3482	22.9669	41.76 %
80	Paroczai, Rita	336	S	Min	49	0	15.49	3.1633	21.6987	39.45 %
81	Sirtl, Andreas	354	S	Min	48	10	13.14	2.8919	19.8370	36.07 %
82	Kainz, Dieter	294	S	Min	46	10	14.49	2.4845	17.0421	30.99 %
83	Seiberl, Thomas	309	S	Min	46	20	10.47	2.4833	17.0339	30.97 %
84	Keller, Richard	20	S	Min	49	0	20.80	2.3558	16.1592	29.38 %
85	Palau, Marika	21	S	Min	48	10	24.75	1.5354	10.5317	19.15 %
86	(DQ) Hua, Wei		U	S	Maj					

Generated by PractiScore for Android (1.7.29 Xiaomi) at 2023-05-10 23:04 +0200

Mosquito Match 2023 HG & PCC - Stejdž 11 - 2023-05-07



Stage Results - Classic

Place	Name	No.	Class	Div	PF	Points	Pen	Time	Hit Factor	Stage Pts	Stage %
1	Cernigoj, Robert	344		C	Min	139	0	23.64	5.8799	145.0000	100.00 %
2	Szczesny, Bartosz	324		C	Min	139	0	24.01	5.7893	142.7655	98.46 %
3	Fischer, Christoph	202		C	Min	131	0	25.39	5.1595	127.2358	87.75 %
4	Behal, Jiri	213		C	Min	137	0	26.68	5.1349	126.6297	87.33 %
5	Batki, Gyorgy	381		C	Min	131	0	26.29	4.9829	122.8801	84.74 %
6	Kala, Jakub	200		C	Min	139	0	28.25	4.9204	121.3381	83.68 %
7	Miglecz, Gyula	171		C	Min	131	0	27.14	4.8268	119.0316	82.09 %
8	Kovar, Zbynek	46		C	Min	132	10	25.89	4.7122	116.2060	80.14 %
9	Poliacik, Martin	257		C	Min	137	0	30.39	4.5081	111.1708	76.67 %
10	Staszczyk, Bartosz	111		C	Min	137	0	30.65	4.4698	110.2277	76.02 %
11	Bobaly, Mihaly	373		C	Min	141	0	32.47	4.3425	107.0872	73.85 %
12	Szaszi, Csaba	374		C	Min	133	0	31.84	4.1771	103.0100	71.04 %
13	Rauscher, Dietmar	310		C	Maj	141	0	34.42	4.0965	101.0204	69.67 %
14	Busza, Marcin	112		C	Min	127	0	31.43	4.0407	99.6460	68.72 %
15	Fischer, Manfred	267		C	Min	129	0	32.99	3.9103	96.4291	66.50 %
16	Robert, Farkas	136		C	Maj	139	0	38.63	3.5982	88.7341	61.20 %
17	Vnucko, Jan	252		C	Min	121	0	49.63	2.4380	60.1232	41.46 %
18	Wieland, Gunter	23		C	Min	125	0	57.43	2.1766	53.6750	37.02 %

Stage Results - Open

Place	Name	No.	Class	Div	PF	Points	Pen	Time	Hit Factor	Stage Pts	Stage %
1	Henes, Zdenek	189		O	Maj	138	0	20.27	6.8081	145.0000	100.00 %
2	Havlicek, Miroslav	368		O	Maj	143	0	21.75	6.5747	140.0295	96.57 %
3	Elkobi, Eliyahu	357		O	Maj	142	0	22.52	6.3055	134.2959	92.62 %
4	Tomaini, Fabio	251		O	Maj	140	0	23.41	5.9804	127.3706	87.84 %
5	Kneringer, Mario	6		O	Maj	139	0	23.73	5.8576	124.7555	86.04 %
6	Samek, Petr	115		O	Maj	136	0	23.34	5.8269	124.1026	85.59 %
7	Barkanyi, Laszlo	335		O	Maj	139	0	24.09	5.7700	122.8912	84.75 %
8	Sera, Martina	342		O	Maj	136	0	24.39	5.5761	118.7599	81.90 %
9	Pawlik, Celina	325		O	Maj	142	0	26.10	5.4406	115.8752	79.91 %
10	Rossetto, Denny	352		O	Min	127	0	23.56	5.3905	114.8077	79.18 %
11	Weber, Gunter	273		O	Maj	142	0	26.66	5.3263	113.4412	78.24 %
12	Zeindl, Stefan	3		O	Maj	144	0	27.61	5.2155	111.0807	76.61 %
13	Kutschi, Lukas	298		O	Maj	139	0	26.93	5.1615	109.9312	75.81 %
14	Roland, Pap	337		O	Maj	140	0	27.33	5.1226	109.1016	75.24 %
15	Novotny, Jaroslav	346		O	Maj	141	0	28.82	4.8924	104.2000	71.86 %
16	Kocian, Norbert	180		O	Maj	141	0	28.85	4.8873	104.0917	71.79 %
17	Nandor, Reider	340		O	Maj	131	0	26.90	4.8699	103.7198	71.53 %
18	Maierhofer, Christian	320		O	Maj	140	0	28.94	4.8376	103.0320	71.06 %
19	Kwiatkowski, Roland	275		O	Maj	144	0	30.11	4.7825	101.8578	70.25 %
20	Steurer, Margit	272		O	Maj	137	0	28.95	4.7323	100.7894	69.51 %
21	Aigner, Edeltraut	303		O	Maj	139	0	29.73	4.6754	99.5778	68.67 %

22	Sery, Jiri	343	O	Maj	137	10	28.86	4.4006	93.7238	64.64 %
23	Till, Raphael	319	O	Maj	137	10	28.88	4.3975	93.6589	64.59 %
24	Lazorik, Maros	127	O	Maj	138	10	29.47	4.3434	92.5066	63.80 %
25	Eisl, Alexander	314	O	Maj	135	0	32.26	4.1847	89.1276	61.47 %
26	Willhalm, Klaus	318	O	Maj	137	0	33.74	4.0605	86.4805	59.64 %
27	Gibart, Banyai	338	O	Maj	129	10	30.38	3.9171	83.4261	57.54 %
28	Aigner, Michael	302	O	Maj	136	10	32.17	3.9167	83.4185	57.53 %
29	Muller, Georg	186	O	Maj	139	10	34.52	3.7370	79.5906	54.89 %
30	Nahule, Ahmad	358	O	Min	133	0	35.60	3.7360	79.5691	54.88 %
31	Kneringer, Sandra	7	O	Maj	138	0	37.46	3.6839	78.4610	54.11 %
32	Gerencser, Miklos	55	O	Maj	138	0	40.27	3.4269	72.9861	50.34 %
33	Dvorak, Andrea	315	O	Maj	136	10	37.95	3.3202	70.7134	48.77 %
34	Geerts, Hans	33	O	Maj	140	0	42.29	3.3105	70.5071	48.63 %
35	Zacek, Milan	81	O	Maj	141	0	43.92	3.2104	68.3753	47.16 %
36	Adler, Franz	276	O	Maj	136	0	42.71	3.1843	67.8191	46.77 %
37	(DQ) Halpern, Shalom		O	Maj						
38	(DQ) Eitan, Gill		O	Maj						

Stage Results - PCC

Place	Name	No.	Class	Div	PF	Points	Pen	Time	Hit Factor	Stage Pts	Stage %
1	Thaler, Martin	199		PCC	Min	133	0	18.38	7.2361	145.0000	100.00 %
2	Szyszka, Amadeusz	261		PCC	Min	135	0	19.29	6.9984	140.2373	96.72 %
3	Scepko, Samuel	163		PCC	Min	141	0	21.60	6.5278	130.8059	90.21 %
4	Fedor, Marian	156		PCC	Min	141	0	21.83	6.4590	129.4277	89.26 %
5	Tomascin, Andrej	247		PCC	Min	139	0	21.63	6.4263	128.7716	88.81 %
6	Palka, Jan	225		PCC	Min	143	0	22.26	6.4241	128.7279	88.78 %
7	Semic, Matija	222		PCC	Min	137	0	21.84	6.2729	125.6984	86.69 %
8	Pevek, Markus	217		PCC	Min	135	0	21.88	6.1700	123.6370	85.27 %
9	Popiolek, Grzegorz	146		PCC	Min	137	0	22.28	6.1490	123.2160	84.98 %
10	Nagy, Ernest	330		PCC	Min	137	0	22.33	6.1352	122.9401	84.79 %
11	Szarvas, Peter	169		PCC	Min	143	0	23.57	6.0670	121.5733	83.84 %
12	Prandstotter, Martin	299		PCC	Min	141	0	23.32	6.0463	121.1581	83.56 %
13	Karlin, Marcus	214		PCC	Min	137	0	22.71	6.0326	120.8830	83.37 %
14	Sirk, Julius	296		PCC	Min	139	0	23.32	5.9605	119.4395	82.37 %
15	Bajc, Ernest	223		PCC	Min	141	0	24.08	5.8555	117.3342	80.92 %
16	Boca, Rastislav	155		PCC	Min	141	0	24.18	5.8313	116.8489	80.59 %
17	Halasi, Gergely	379		PCC	Min	137	0	23.56	5.8149	116.5218	80.36 %
18	Hajnsek, Kristjan	349		PCC	Min	139	0	24.24	5.7343	114.9064	79.25 %
19	Gromovas, Andrejus	143		PCC	Min	141	0	25.45	5.5403	111.0179	76.56 %
20	Palmai, Adam	172		PCC	Min	139	0	25.29	5.4962	110.1356	75.96 %
21	Synek, Milos	69		PCC	Min	131	0	23.89	5.4835	109.8796	75.78 %
22	Kiss, Gabor	168		PCC	Min	143	0	26.08	5.4831	109.8728	75.77 %
23	Coroban, Iurie	125		PCC	Min	143	0	26.84	5.3279	106.7617	73.63 %
24	Kubac, Vitezslav	68		PCC	Min	141	0	26.49	5.3228	106.6594	73.56 %
25	Norbert, Kara	175		PCC	Min	139	0	26.25	5.2952	106.1078	73.18 %
26	Kastl, Christoph	265		PCC	Min	135	0	25.55	5.2838	105.8778	73.02 %
27	Ebner, Christoph	286		PCC	Min	137	0	25.94	5.2814	105.8309	72.99 %
28	Moraru, Andrei	147		PCC	Min	141	10	24.88	5.2653	105.5074	72.76 %
29	Moretti, Nico	234		PCC	Min	137	0	26.04	5.2611	105.4245	72.71 %
30	Ambrus, Oliver	167		PCC	Min	135	0	25.68	5.2570	105.3418	72.65 %
31	Bulko, Peter	153		PCC	Min	143	0	27.24	5.2496	105.1940	72.55 %
32	Flajszer, Kamil	74		PCC	Min	125	0	24.38	5.1272	102.7397	70.85 %
33	Meles, Radovan	249		PCC	Min	141	10	25.58	5.1212	102.6201	70.77 %
34	Krychl, Michael	216		PCC	Min	139	0	27.77	5.0054	100.3000	69.17 %
35	Novak, Lubor	190		PCC	Min	141	0	28.21	4.9982	100.1562	69.07 %
36	Jakube, Patrik	158		PCC	Min	141	0	28.61	4.9283	98.7559	68.11 %
37	Veres, Robert	260		PCC	Min	133	0	27.10	4.9077	98.3432	67.82 %
38	Busolin, Pavel	77		PCC	Min	141	0	29.07	4.8504	97.1932	67.03 %
39	Jozsef, Hodi	139		PCC	Min	143	20	25.38	4.8463	97.1126	66.97 %
40	Rehak, Michael	219		PCC	Min	141	0	29.35	4.8041	96.2660	66.39 %
41	Kominek, Jiri	212		PCC	Min	133	0	28.21	4.7146	94.4736	65.15 %
42	Szundi, Andrej	164		PCC	Min	143	0	30.44	4.6978	94.1355	64.92 %

43	Waldschutz, Wolfgang	218	PCC	Min	139	0	30.04	4.6272	92.7207	63.95 %
44	Ladisich, Robert	263	PCC	Min	139	10	28.76	4.4854	89.8799	61.99 %
45	Weissl, Martin	204	PCC	Min	141	0	31.57	4.4663	89.4966	61.72 %
46	Lenzelbauer, Peter	121	PCC	Min	133	0	30.13	4.4142	88.4534	61.00 %
47	Berger, Franz	206	PCC	Min	143	0	32.68	4.3758	87.6831	60.47 %
48	Thalmann, Daniel	288	PCC	Min	135	0	31.20	4.3269	86.7044	59.80 %
49	Hars, Roland	382	PCC	Min	143	0	33.09	4.3215	86.5967	59.72 %
50	Ferenc, Karadi	174	PCC	Min	141	0	33.14	4.2547	85.2567	58.80 %
51	Erdelyi, Lilla	176	PCC	Min	143	0	34.27	4.1727	83.6149	57.67 %
52	Kisters, Rob	36	PCC	Min	143	0	34.40	4.1570	83.2989	57.45 %
53	Spratek, Dusan	246	PCC	Min	137	0	33.61	4.0762	81.6797	56.33 %
54	Jozsef, Santa	380	PCC	Min	143	10	32.99	4.0315	80.7851	55.71 %
55	Sotet, Gabor	38	PCC	Min	132	10	30.80	3.9610	79.3727	54.74 %
56	Kubus, Mats	242	PCC	Min	130	10	30.52	3.9318	78.7877	54.34 %
57	Radolec, Milan	59	PCC	Min	145	0	41.33	3.5083	70.3015	48.48 %
58	Riedhart, Hermann	284	PCC	Min	141	0	40.58	3.4746	69.6256	48.02 %
59	Jud, Manfred	297	PCC	Min	139	0	40.82	3.4052	68.2344	47.06 %
60	Muehlegger, Sarah	306	PCC	Min	137	0	42.77	3.2032	64.1864	44.27 %
61	Ladisich, Sonja	264	PCC	Min	141	0	50.77	2.7772	55.6511	38.38 %
62	Kerber, Gerald	268	PCC	Min	139	0	59.25	2.3460	47.0098	32.42 %

Stage Results - Production

Place	Name	No.	Class	Div	PF	Points	Pen	Time	Hit Factor	Stage Pts	Stage %
1	Stepan, Michal	221		P	Min	137	0	22.14	6.1879	145.0000	100.00 %
2	Majstorovic, Davor	13		P	Min	141	0	23.18	6.0828	142.5380	98.30 %
3	Vysny, Marian	244		P	Min	143	0	23.62	6.0542	141.8669	97.84 %
4	Popovic, Aleksa	17		P	Min	137	0	23.27	5.8874	137.9587	95.14 %
5	Cimos, Donatas	106		P	Min	135	10	21.96	5.6922	133.3837	91.99 %
6	Tichy, Lukas	97		P	Min	131	0	23.05	5.6833	133.1758	91.85 %
7	Gasteiger, Klaus	205		P	Min	139	0	24.79	5.6071	131.3903	90.61 %
8	Chmura, Tomas	245		P	Min	133	0	23.76	5.5976	131.1687	90.46 %
9	Momcilovic, Ljubisa	15		P	Min	141	0	25.47	5.5359	129.7225	89.46 %
10	Tomolya, Stepan	350		P	Min	143	0	25.91	5.5191	129.3283	89.19 %
11	Simon, Heiligenbrunner	209		P	Min	141	0	25.92	5.4398	127.4703	87.91 %
12	drimaj, Peter	124		P	Min	141	0	26.23	5.3755	125.9638	86.87 %
13	Ulreich, Rainer	117		P	Min	141	0	26.32	5.3571	125.5331	86.57 %
14	Talpas, Jozef	84		P	Min	137	0	25.68	5.3349	125.0117	86.21 %
15	Bindik, Franta	363		P	Min	127	0	24.44	5.1964	121.7664	83.98 %
16	Liehne, Jan	371		P	Min	135	0	26.78	5.0411	118.1267	81.47 %
17	Gheorghii, Caldarari	150		P	Min	131	0	26.05	5.0288	117.8389	81.27 %
18	Sneberger, Jakob	123		P	Min	133	0	26.49	5.0208	117.6508	81.14 %
19	Michalec, Lubomir	119		P	Min	131	0	26.42	4.9584	116.1886	80.13 %
20	Vancura, Jan	201		P	Min	139	0	28.13	4.9413	115.7898	79.86 %
21	Kreutz, Erich	182		P	Min	141	0	28.68	4.9163	115.2033	79.45 %
22	Sciranka, Martin	10		P	Min	137	0	27.97	4.8981	114.7765	79.16 %
23	Tobias, Matyas	19		P	Min	137	0	28.27	4.8461	113.5585	78.32 %
24	Sliva, Tomas	49		P	Min	135	0	27.93	4.8335	113.2630	78.11 %
25	Iacomini, Stefano	334		P	Min	141	0	29.69	4.7491	111.2843	76.75 %
26	Sedy, Roman		U	P	Min	137	0	29.12	4.7047	110.2438	76.03 %
27	Nemcova, Petra	122		P	Min	139	0	29.68	4.6833	109.7428	75.68 %
28	Cumova, Miroslava	224		P	Min	137	0	29.40	4.6599	109.1939	75.31 %
29	Balazs, Zoltan		U	P	Min	137	0	29.43	4.6551	109.0826	75.23 %
30	Velic, Miroslav	154		P	Min	137	0	30.09	4.5530	106.6899	73.58 %
31	Gadek, Wojciech	56		P	Min	135	0	30.15	4.4776	104.9232	72.36 %
32	Varos, Peter	243		P	Min	145	0	32.62	4.4451	104.1619	71.84 %
33	Szundi, Mate	162		P	Min	132	10	27.53	4.4315	103.8433	71.62 %
34	Racek, Jarda	99		P	Min	135	0	30.48	4.4291	103.7872	71.58 %
35	Ruzicka, Milan	88		P	Min	139	0	31.39	4.4282	103.7644	71.56 %
36	Brezina, Marek	240		P	Min	133	0	30.06	4.4245	103.6783	71.50 %
37	Mindek, Martin	32		P	Min	137	0	31.58	4.3382	101.6561	70.11 %
38	Gahir ml., Marek		U	P	Min	125	0	29.34	4.2604	99.8332	68.85 %
39	Simek, Lukas		Trieda	P	Min	131	0	30.75	4.2602	99.8277	68.85 %

40	Kendlbacher, Florian	304	P	Min	135	0	31.78	4.2480	99.5417	68.65 %
41	Bednarik, Marian	179	P	Min	135	0	32.06	4.2109	98.6723	68.05 %
42	Saric, Goran	14	P	Min	133	0	32.04	4.1511	97.2712	67.08 %
43	Cemsak, Martin	250	P	Min	139	10	31.45	4.1017	96.1157	66.29 %
44	Trencan, Peter	256	P	Min	135	0	32.97	4.0946	95.9489	66.17 %
45	Najmonova, Hana	367	P	Min	139	0	34.21	4.0631	95.2109	65.66 %
46	Dolezal, Philipp	262	P	Min	133	0	33.63	3.9548	92.6723	63.91 %
47	Polak, Peter	253	P	Min	133	0	33.78	3.9372	92.2608	63.63 %
48	Polievka, Lubomir	85	P	Min	134	20	29.43	3.8736	90.7694	62.60 %
49	Musial, Pawel	24	P	Min	121	0	31.26	3.8708	90.7030	62.55 %
50	Weissnegger, Barbara	116	P	Min	130	10	31.28	3.8363	89.8958	62.00 %
51	Pancik, Vladimir	96	P	Min	127	0	33.31	3.8127	89.3417	61.61 %
52	Krejcirova, Lenka	229	P	Min	137	0	36.09	3.7961	88.9526	61.35 %
53	Istvan, Bujdoso	27	P	Min	135	0	35.71	3.7805	88.5868	61.09 %
54	Vielhaber, Gunther	270	P	Min	135	0	36.14	3.7355	87.5328	60.37 %
55	Cipkus, Zilvinas	109	P	Min	125	10	30.96	3.7145	87.0406	60.03 %
56	Dzuho, Elvir	42	P	Min	130	10	32.61	3.6799	86.2294	59.47 %
57	Lengauer, Timo	232	P	Min	129	0	35.15	3.6700	85.9982	59.31 %
58	Tomcala, Peter	31	P	Min	131	0	36.19	3.6198	84.8219	58.50 %
59	Bindhammer, Christoph	280	P	Min	133	10	34.19	3.5975	84.3007	58.14 %
60	Bakalar, Martin	28	P	Min	133	0	37.20	3.5753	83.7787	57.78 %
61	Obermajer, Attila	378	P	Min	136	10	35.44	3.5553	83.3109	57.46 %
62	Momcilovic, Snezana	16	P	Min	127	0	35.78	3.5495	83.1742	57.36 %
63	Rajman, Jiri	369	P	Min	137	0	38.69	3.5410	82.9749	57.22 %
64	Dipa, Dzenan	41	P	Min	119	0	34.31	3.4684	81.2739	56.05 %
65	Kugler, Karol	89	P	Min	143	0	42.56	3.3600	78.7335	54.30 %
66	Reiter, Celine	233	P	Min	127	0	38.50	3.2987	77.2980	53.31 %
67	Leonardelli, Laura	248	P	Min	126	10	36.61	3.1685	74.2478	51.21 %
68	Pils, Lukas	312	P	Min	129	10	37.64	3.1615	74.0837	51.09 %
69	Man, Jakob	351	P	Min	110	10	32.37	3.0893	72.3906	49.92 %
70	Popluhar, Patrik	181	P	Min	131	0	43.06	3.0423	71.2890	49.16 %
71	Lennert, Adam	281	P	Min	135	0	45.37	2.9755	69.7252	48.09 %
72	Moser, Werner	279	P	Min	121	20	36.06	2.8009	65.6328	45.26 %
73	Kupcak, Vladimir	62	P	Min	141	0	50.42	2.7965	65.5302	45.19 %
74	Kastner, Kerstin	192	P	Min	139	0	53.96	2.5760	60.3626	41.63 %
75	Siklosi, Aliz	78	P	Min	115	30	45.39	1.8727	43.8817	30.26 %
76	Czuczor, Zsolt	73	P	Min	118	40	43.24	1.8039	42.2702	29.15 %
77	Zax, Vladlen	361	P	Min	113	40	43.11	1.6933	39.6798	27.37 %
78	(DQ) Tkacenko, Vladimir		P	Min						

Stage Results - Production Optics

Place	Name	No.	Class	Div	PF	Points	Pen	Time	Hit Factor	Stage Pts	Stage %
1	Hrnciarik, Andrej	126		PO	Min	141	0	22.64	6.2279	145.0000	100.00 %
2	Zapletal, Miroslav	327		PO	Min	141	0	22.88	6.1626	143.4790	98.95 %
3	Zencar jr., Pavol	144		PO	Min	131	0	22.30	5.8744	136.7703	94.32 %
4	Slavik, Daniel	101		PO	Min	135	0	23.15	5.8315	135.7713	93.64 %
5	Volk, Alexander	326		PO	Min	141	0	24.19	5.8289	135.7090	93.59 %
6	Keppel, Dylan	331		PO	Min	137	0	24.00	5.7083	132.9030	91.66 %
7	Kobos, Krzysztof	348		PO	Min	139	0	24.51	5.6712	132.0374	91.06 %
8	Sartor, Marco	113		PO	Min	137	0	24.24	5.6518	131.5871	90.75 %
9	Skvarenina, Andrej	227		PO	Min	141	0	25.01	5.6377	131.2595	90.52 %
10	Mayrhofer, Christoph	313		PO	Min	141	0	25.04	5.6310	131.1022	90.42 %
11	Ritter, Jakob	269		PO	Min	139	0	24.91	5.5801	129.9171	89.60 %
12	Adamec, Lubos	34		PO	Min	133	0	23.84	5.5789	129.8885	89.58 %
13	Kubica, Dusan	70		PO	Min	137	0	24.75	5.5354	128.8756	88.88 %
14	Gebhardt, Jurgen	194		PO	Min	139	0	25.47	5.4574	127.0607	87.63 %
15	Gardian, Michal	347		PO	Min	135	0	24.84	5.4348	126.5341	87.26 %
16	Pijacek, Petr	300		PO	Min	141	0	26.04	5.4147	126.0676	86.94 %
17	Pavlik, Jan	145		PO	Min	130	10	23.41	5.1260	119.3453	82.31 %
18	Majling, Andrej	53		PO	Min	137	0	26.81	5.1100	118.9732	82.05 %
19	Michalak, Norbert	329		PO	Min	133	0	26.19	5.0783	118.2337	81.54 %
20	Penov, Andon	157		PO	Min	135	0	26.69	5.0581	117.7634	81.22 %

21	Hatar, Jakub	87		PO	Min	129	0	25.53	5.0529	117.6425	81.13 %
22	Redeck, Tomasz		Trieda	PO	Min	131	0	26.13	5.0134	116.7232	80.50 %
23	Barancik, Ivan	254		PO	Min	137	0	27.81	4.9263	114.6951	79.10 %
24	Holubowski, Tomasz	323		PO	Min	127	0	26.10	4.8659	113.2892	78.13 %
25	Binkevicius, Ramunas	108		PO	Min	131	0	27.04	4.8447	112.7950	77.79 %
26	Nemcok, Libor	235		PO	Min	134	10	25.72	4.8212	112.2473	77.41 %
27	Cooper, Justin	322		PO	Min	143	0	29.77	4.8035	111.8362	77.13 %
28	Kan, Peter	75		PO	Min	134	10	26.19	4.7346	110.2330	76.02 %
29	Rief, Martin	196		PO	Min	127	0	26.99	4.7054	109.5535	75.55 %
30	Vanco, Jan	91		PO	Min	143	0	30.40	4.7039	109.5186	75.53 %
31	Maska, Richard	226		PO	Min	139	10	27.51	4.6892	109.1753	75.29 %
32	Galazka, Marcin	328		PO	Min	125	0	27.31	4.5771	106.5648	73.49 %
33	Kovacs, Attila	375		PO	Min	131	10	26.56	4.5557	106.0676	73.15 %
34	Stettin, Andreas	4		PO	Min	141	0	31.03	4.5440	105.7944	72.96 %
35	Hukel, Miroslav	93		PO	Min	141	0	31.25	4.5120	105.0496	72.45 %
36	Horvath, Beata Zsanett	332		PO	Min	141	0	31.36	4.4962	104.6811	72.19 %
37	Dacic, Dimitrije	18		PO	Min	137	0	31.51	4.3478	101.2273	69.81 %
38	Wuhrleitner, Roland	317		PO	Min	139	0	31.98	4.3465	101.1956	69.79 %
39	Venturato, Giulia	114		PO	Min	141	0	33.32	4.2317	98.5234	67.95 %
40	Satalan, Ovidiu Alex	187		PO	Min	145	0	34.39	4.2163	98.1660	67.70 %
41	Pitonak, Martin	236		PO	Min	125	0	29.70	4.2088	97.9893	67.58 %
42	Kubicova Bopkova, Eniko	71		PO	Min	135	0	32.46	4.1590	96.8301	66.78 %
43	Fichtinger, Markus	25		PO	Min	133	0	32.53	4.0885	95.1903	65.65 %
44	Hofer, Christian	293		PO	Min	135	0	33.02	4.0884	95.1880	65.65 %
45	Hollosi, Nikolette	12		PO	Min	131	0	33.55	3.9046	90.9084	62.70 %
46	Chalupa, Cyril	35		PO	Min	134	10	33.66	3.6839	85.7695	59.15 %
47	Cruz, Oliver	118		PO	Min	139	0	38.48	3.6123	84.1018	58.00 %
48	Stefaniak, Sebastian	67		PO	Min	133	0	36.89	3.6053	83.9399	57.89 %
49	Streber, Jurgen	311		PO	Min	143	0	39.80	3.5930	83.6524	57.69 %
50	Mock, Dieter	287		PO	Min	133	0	37.54	3.5429	82.4865	56.89 %
51	Eder, Robert	308		PO	Min	135	0	38.36	3.5193	81.9371	56.51 %
52	Klepac, Ilja	211		PO	Min	145	0	43.05	3.3682	78.4188	54.08 %
53	Zalejsky, Rostislav	301		PO	Min	129	0	38.35	3.3638	78.3158	54.01 %
54	Zakupszky, Norbert	50		PO	Min	126	10	36.48	3.1798	74.0335	51.06 %
55	Muhlegger, Bernhard	307		PO	Min	131	0	44.85	2.9208	68.0040	46.90 %
56	Fujasova, Zuzana		U	PO	Min	133	0	46.93	2.8340	65.9821	45.50 %
57	Zakupszky, Gabor	51		PO	Min	141	10	56.59	2.3149	53.8960	37.17 %
58	Talakic, Alan	54		PO	Min	128	40	43.89	2.0050	46.6812	32.19 %
59	(DQ) Siska, Milos			PO	Min						
60	(DQ) Fellner, Manfred		Trieda	PO	Min						

Stage Results - Revolver

Place	Name	No.	Class	Div	PF	Points	Pen	Time	Hit Factor	Stage Pts	Stage %
1	Kroiss, Robert	207		R	Min	141	10	33.29	3.9351	145.0000	100.00 %
2	Kirchweger, Hermann	316		R	Min	132	10	35.47	3.4395	126.7387	87.41 %
3	Kormanyos, Maria	37		R	Min	133	0	46.44	2.8639	105.5285	72.78 %
4	Mark, Szegedi	138		R	Min	132	10	60.66	2.0112	74.1085	51.11 %

Stage Results - Standard

Place	Name	No.	Class	Div	PF	Points	Pen	Time	Hit Factor	Stage Pts	Stage %
1	Znamenacek, Petr	364		S	Maj	141	0	22.95	6.1438	145.0000	100.00 %
2	Stranz, Jurgen	152		S	Min	133	0	22.95	5.7952	136.7730	94.33 %
3	Koller, Hans Georg	203		S	Maj	142	0	25.11	5.6551	133.4668	92.05 %
4	Rakusan, Josef	366		S	Maj	142	0	25.17	5.6416	133.1486	91.83 %
5	Koc, Marcin	82		S	Min	133	0	24.22	5.4913	129.6012	89.38 %
6	Liehne, Zdenek	365		S	Maj	134	10	23.19	5.3471	126.1980	87.03 %
7	Galstyan, Haykaz	191		S	Min	137	0	26.01	5.2672	124.3116	85.73 %
8	Mongel, Egon	120		S	Min	135	0	25.76	5.2407	123.6857	85.30 %
9	Ciesielski, Marcin	11		S	Maj	139	0	26.70	5.2060	122.8670	84.74 %
10	Gal, Kristof	231		S	Maj	140	0	26.93	5.1987	122.6940	84.62 %
11	Soustar, Ivo	100		S	Maj	142	0	27.63	5.1393	121.2939	83.65 %

12	Kopunec, Peter	80	S	Maj	141	0	28.38	4.9683	117.2569	80.87 %
13	Zebegney, Robert	258	S	Min	139	0	28.05	4.9554	116.9536	80.66 %
14	Benesch, Thomas	295	S	Maj	143	0	28.88	4.9515	116.8612	80.59 %
15	Albrecht, Zoltan	377	S	Maj	132	10	25.10	4.8606	114.7143	79.11 %
16	Cimos, Lech	107	S	Min	133	0	27.59	4.8206	113.7710	78.46 %
17	Mueller, Sergej	353	S	Maj	136	0	28.56	4.7619	112.3860	77.51 %
18	Zdesar, Franci	345	S	Maj	135	10	26.38	4.7384	111.8322	77.13 %
19	Kovac, Ondrej	U	S	Maj	138	0	29.49	4.6796	110.4424	76.17 %
20	Biedermann, Thomas	2	S	Maj	138	0	29.58	4.6653	110.1064	75.94 %
21	Mikula, Jozef	259	S	Maj	143	0	31.08	4.6010	108.5892	74.89 %
22	Gazdik, Lukas	129	S	Min	130	10	26.28	4.5662	107.7674	74.32 %
23	Baar, Alexander	208	S	Min	137	0	30.08	4.5545	107.4915	74.13 %
24	Stanko, Lubomir	44	S	Min	129	0	28.61	4.5089	106.4151	73.39 %
25	Schneider, Katharina	305	S	Maj	140	0	31.35	4.4657	105.3955	72.69 %
26	Siska, Michal	178	S	Min	127	0	28.90	4.3945	103.7140	71.53 %
27	Potocky, Peter	95	S	Maj	133	0	30.72	4.3294	102.1791	70.47 %
28	Mikes, Filip	29	S	Maj	135	0	31.24	4.3214	101.9892	70.34 %
29	Racek, Jaroslav	98	S	Min	137	0	31.78	4.3109	101.7415	70.17 %
30	Velicko, Laurius	104	S	Maj	143	0	33.18	4.3098	101.7165	70.15 %
31	Pasztor, Viktor	105	S	Min	129	0	29.99	4.3014	101.5184	70.01 %
32	David, Jaroslav	220	S	Maj	139	0	32.56	4.2690	100.7539	69.49 %
33	Sumaj, Martin	255	S	Min	137	0	32.62	4.1999	99.1216	68.36 %
34	Misik, Peter	184	S	Min	135	0	32.42	4.1641	98.2771	67.78 %
35	Marek, Petr	290	S	Min	139	0	33.46	4.1542	98.0439	67.62 %
36	Gal, Krisztian	230	S	Maj	129	10	28.65	4.1536	98.0289	67.61 %
37	Kvasnica, Juraj	30	S	Min	131	0	31.72	4.1299	97.4697	67.22 %
38	Leszczynska, Julia	83	S	Min	141	0	34.53	4.0834	96.3727	66.46 %
39	Botkova, Zuzana	333	S	Min	133	0	33.17	4.0096	94.6319	65.26 %
40	Horzinger, Gerhard	274	S	Maj	139	0	35.48	3.9177	92.4619	63.77 %
41	Kurczewski, Slavek	90	S	Min	129	0	32.99	3.9103	92.2867	63.65 %
42	Egger, Thomas	5	S	Min	127	0	32.49	3.9089	92.2541	63.62 %
43	Molitor, Armin	282	S	Min	135	0	34.66	3.8950	91.9257	63.40 %
44	Stanislav, Spevak	360	S	Min	115	0	30.05	3.8270	90.3202	62.29 %
45	Mayr, Matthias	285	S	Min	139	0	36.42	3.8166	90.0754	62.12 %
46	Muller, Alexander	355	S	Maj	137	10	33.77	3.7607	88.7573	61.21 %
47	Rojko, Marek	133	S	Min	131	0	35.58	3.6818	86.8954	59.93 %
48	Pancik, Lubomir	94	S	Min	145	0	39.61	3.6607	86.3962	59.58 %
49	Azbukin, Denis	151	S	Min	135	0	36.99	3.6496	86.1353	59.40 %
50	Pajor, Zoltan	134	S	Min	129	0	35.40	3.6441	86.0039	59.31 %
51	Wakolbinger, Martin	321	S	Min	135	0	37.17	3.6320	85.7181	59.12 %
52	Wurm, Adrian	8	S	Min	137	0	37.82	3.6224	85.4930	58.96 %
53	Ridoskova, Alexandra	161	S	Min	131	0	36.51	3.5881	84.6820	58.40 %
54	Hanulak, Jozef	183	S	Min	137	0	38.42	3.5659	84.1579	58.04 %
55	Gombalik, Ladislav	128	S	Min	123	0	34.55	3.5601	84.0212	57.95 %
56	Kovacs, Gyula	137	S	Min	127	0	36.37	3.4919	82.4123	56.84 %
57	Szalai, Laszlo	52	S	Maj	139	10	37.79	3.4136	80.5646	55.56 %
58	Rzesniowiecki, Roman	86	S	Min	135	0	39.93	3.3809	79.7932	55.03 %
59	Schmidt, Ferdinand	292	S	Min	128	20	32.07	3.3676	79.4797	54.81 %
60	Smejkal, Martin	291	S	Min	130	20	33.03	3.3303	78.5988	54.21 %
61	Popovic, Bohuslav	132	S	Min	133	0	40.31	3.2994	77.8700	53.70 %
62	Labanc, Martin	102	S	Min	129	0	39.80	3.2412	76.4959	52.76 %
63	Winkler, Kilian	283	S	Min	111	0	34.41	3.2258	76.1325	52.51 %
64	Bicskei, Beata	141	S	Min	133	0	41.51	3.2040	75.6189	52.15 %
65	Kosikova, Simona	92	S	Min	128	20	33.89	3.1868	75.2114	51.87 %
66	Szczesna, Anna	110	S	Min	135	0	42.49	3.1772	74.9857	51.71 %
67	Kainz, Dieter	294	S	Min	143	0	45.17	3.1658	74.7167	51.53 %
68	Keller, Richard	20	S	Min	125	0	40.00	3.1250	73.7533	50.86 %
69	Satalan, Victor Alex	188	S	Min	127	10	37.75	3.0993	73.1477	50.45 %
70	Kor-Hanak, Tibor	339	S	Min	123	10	37.16	3.0409	71.7686	49.50 %
71	Szabo, Karoly	135	S	Min	132	10	40.28	3.0288	71.4829	49.30 %
72	Sirtl, Andreas	354	S	Min	131	0	43.33	3.0233	71.3533	49.21 %
73	Zaluska, Witold	22	S	Min	131	0	44.00	2.9773	70.2668	48.46 %
74	Krupinski, Aleksander	48	S	Min	131	0	44.16	2.9665	70.0122	48.28 %

75	Richard, Davidhazi	140	S	Min	131	0	45.34	2.8893	68.1901	47.03 %
76	Jarco, Barbara	237	S	Min	125	0	46.33	2.6980	63.6765	43.91 %
77	Ribisch, Hans-Peter	266	S	Min	133	0	51.63	2.5760	60.7969	41.93 %
78	Labanc, Daniel	103	S	Min	104	30	29.62	2.4983	58.9628	40.66 %
79	Bicsak, Laszlo Andras	79	S	Min	118	30	35.93	2.4492	57.8039	39.86 %
80	Brandstetter, Wolfgang	198	S	Min	121	30	37.59	2.4209	57.1348	39.40 %
81	Seiberl, Thomas	309	S	Min	123	40	38.15	2.1756	51.3470	35.41 %
82	Zsolt, Lazar	376	S	Min	118	40	36.29	2.1494	50.7270	34.98 %
83	Noga, Tadeusz	45	S	Min	122	30	47.61	1.9324	45.6059	31.45 %
84	Palau, Marika	21	S	Min	121	0	64.17	1.8856	44.5026	30.69 %
85	Paroczai, Rita	336	S	Min	87	60	49.90	0.5411	12.7701	8.81 %
86	(DQ) Hua, Wei		U	S	Maj					

Generated by PractiScore for Android (1.7.29 Xiaomi) at 2023-05-10 23:05 +0200

20	Aigner, Michael	302	O	Maj	111	0	22.62	4.9072	75.5448	65.69 %
21	Maierhofer, Christian	320	O	Maj	106	10	20.04	4.7904	73.7476	64.13 %
22	Novotny, Jaroslav	346	O	Maj	102	10	19.53	4.7107	72.5204	63.06 %
23	Aigner, Edeltraut	303	O	Maj	106	0	23.48	4.5145	69.4996	60.43 %
24	Kwiatkowski, Roland	275	O	Maj	104	10	20.92	4.4933	69.1736	60.15 %
25	Sery, Jiri	343	O	Maj	105	10	21.55	4.4084	67.8658	59.01 %
26	Gibart, Banyai	338	O	Maj	99	20	19.56	4.0389	62.1774	54.07 %
27	Nandor, Reider	340	O	Maj	100	20	20.51	3.9005	60.0480	52.22 %
28	Gerencser, Miklos	55	O	Maj	103	10	24.27	3.8319	58.9912	51.30 %
29	Eisl, Alexander	314	O	Maj	112	0	29.32	3.8199	58.8069	51.14 %
30	Dvorak, Andrea	315	O	Maj	108	10	27.03	3.6256	55.8154	48.54 %
31	Kneringer, Sandra	7	O	Maj	97	10	24.71	3.5208	54.2027	47.13 %
32	Zacek, Milan	81	O	Maj	102	20	24.63	3.3293	51.2535	44.57 %
33	Willhalm, Klaus	318	O	Maj	97	20	23.15	3.3261	51.2052	44.53 %
34	Adler, Franz	276	O	Maj	95	10	29.52	2.8794	44.3279	38.55 %
35	Nahule, Ahmad	358	O	Min	91	20	28.26	2.5124	38.6777	33.63 %
36	Geerts, Hans	33	O	Maj	29	270	9.26	0.0000	0.0000	0.00 %
37	(DQ) Halpern, Shalom		O	Maj						
38	(DQ) Eitan, Gill		O	Maj						

Stage Results - PCC

Place	Name	No.	Class	Div	PF	Points	Pen	Time	Hit Factor	Stage Pts	Stage %
1	Fedor, Marian	156		PCC	Min	109	0	12.00	9.0833	115.0000	100.00 %
2	Thaler, Martin	199		PCC	Min	113	0	14.30	7.9021	100.0449	87.00 %
3	Tomascin, Andrej	247		PCC	Min	105	0	13.82	7.5977	96.1909	83.64 %
4	Synek, Milos	69		PCC	Min	107	0	14.09	7.5940	96.1447	83.60 %
5	Scepko, Samuel	163		PCC	Min	107	0	14.46	7.3997	93.6846	81.46 %
6	Palka, Jan	225		PCC	Min	105	0	14.88	7.0565	89.3386	77.69 %
7	Semic, Matija	222		PCC	Min	107	0	15.36	6.9661	88.1952	76.69 %
8	Popiolek, Grzegorz	146		PCC	Min	103	0	14.81	6.9548	88.0511	76.57 %
9	Prandstotter, Martin	299		PCC	Min	109	0	15.88	6.8640	86.9018	75.57 %
10	Sirk, Julius	296		PCC	Min	109	0	16.05	6.7913	85.9813	74.77 %
11	Nagy, Ernest	330		PCC	Min	105	10	14.13	6.7233	85.1205	74.02 %
12	Szarvas, Peter	169		PCC	Min	99	0	14.85	6.6667	84.4037	73.39 %
13	Karlin, Marcus	214		PCC	Min	107	0	16.57	6.4575	81.7549	71.09 %
14	Ladisich, Robert	263		PCC	Min	103	0	16.02	6.4295	81.4005	70.78 %
15	Palmai, Adam	172		PCC	Min	111	0	17.38	6.3867	80.8585	70.31 %
16	Pevek, Markus	217		PCC	Min	101	0	16.16	6.2500	79.1284	68.81 %
17	Kubac, Vitezslav	68		PCC	Min	107	0	17.43	6.1388	77.7211	67.58 %
18	Meles, Radovan	249		PCC	Min	103	0	16.92	6.0875	77.0707	67.02 %
19	Boca, Rastislav	155		PCC	Min	105	0	17.55	5.9829	75.7469	65.87 %
20	Bulko, Peter	153		PCC	Min	105	0	17.68	5.9389	75.1899	65.38 %
21	Moraru, Andrei	147		PCC	Min	103	0	17.35	5.9366	75.1606	65.36 %
22	Jozsef, Hodi	139		PCC	Min	91	0	15.36	5.9245	75.0072	65.22 %
23	Moretti, Nico	234		PCC	Min	107	0	18.25	5.8630	74.2290	64.55 %
24	Hajnsek, Kristjan	349		PCC	Min	102	10	15.82	5.8154	73.6265	64.02 %
25	Novak, Lubor	190		PCC	Min	101	0	17.51	5.7681	73.0277	63.50 %
26	Ambrus, Oliver	167		PCC	Min	100	10	15.61	5.7655	72.9948	63.47 %
27	Rehak, Michael	219		PCC	Min	99	0	17.30	5.7225	72.4505	63.00 %
28	Krychl, Michael	216		PCC	Min	107	0	18.75	5.7067	72.2495	62.83 %
29	Coroban, Iurie	125		PCC	Min	107	0	18.85	5.6764	71.8663	62.49 %
30	Norbert, Kara	175		PCC	Min	103	0	18.19	5.6625	71.6898	62.34 %
31	Kastl, Christoph	265		PCC	Min	107	0	19.00	5.6316	71.2989	62.00 %
32	Thalman, Daniel	288		PCC	Min	109	0	19.45	5.6041	70.9512	61.70 %
33	Waldschutz, Wolfgang	218		PCC	Min	101	0	18.27	5.5282	69.9899	60.86 %
34	Szyszka, Amadeusz	261		PCC	Min	96	10	15.67	5.4882	69.4836	60.42 %
35	Jakube, Patrik	158		PCC	Min	94	10	16.04	5.2369	66.3021	57.65 %
36	Kisters, Rob	36		PCC	Min	107	0	20.56	5.2043	65.8891	57.29 %
37	Bajc, Ernest	223		PCC	Min	101	0	19.73	5.1191	64.8107	56.36 %
38	Ebner, Christoph	286		PCC	Min	101	0	19.84	5.0907	64.4514	56.04 %
39	Gromovas, Andrejus	143		PCC	Min	101	20	15.94	5.0816	64.3353	55.94 %
40	Sotet, Gabor	38		PCC	Min	98	10	17.69	4.9746	62.9807	54.77 %

41	Kominek, Jiri	212	PCC	Min	101	0	20.67	4.8863	61.8634	53.79 %
42	Busolin, Pavel	77	PCC	Min	107	0	22.26	4.8068	60.8571	52.92 %
43	Veres, Robert	260	PCC	Min	100	10	18.77	4.7949	60.7059	52.79 %
44	Flajszer, Kamil	74	PCC	Min	94	10	17.52	4.7945	60.7013	52.78 %
45	Muehlegger, Sarah	306	PCC	Min	99	0	21.46	4.6132	58.4061	50.79 %
46	Ferenc, Karadi	174	PCC	Min	104	10	20.56	4.5720	57.8838	50.33 %
47	Berger, Franz	206	PCC	Min	105	0	23.10	4.5455	57.5480	50.04 %
48	Kiss, Gabor	168	PCC	Min	96	10	19.08	4.5073	57.0654	49.62 %
49	Lenzelbauer, Peter	121	PCC	Min	103	0	22.86	4.5057	57.0445	49.60 %
50	Hars, Roland	382	PCC	Min	103	0	23.37	4.4074	55.7996	48.52 %
51	Halasi, Gergely	379	PCC	Min	90	10	18.26	4.3812	55.4679	48.23 %
52	Jud, Manfred	297	PCC	Min	105	0	24.25	4.3299	54.8189	47.67 %
53	Spratek, Dusan	246	PCC	Min	113	0	26.60	4.2481	53.7835	46.77 %
54	Jozsef, Santa	380	PCC	Min	98	10	21.53	4.0873	51.7477	45.00 %
55	Erdelyi, Lilla	176	PCC	Min	111	10	26.07	3.8742	49.0493	42.65 %
56	Radolec, Milan	59	PCC	Min	113	0	30.69	3.6820	46.6159	40.54 %
57	Kerber, Gerald	268	PCC	Min	105	0	29.16	3.6008	45.5884	39.64 %
58	Szundi, Andrej	164	PCC	Min	93	30	17.79	3.5413	44.8350	38.99 %
59	Riedhart, Hermann	284	PCC	Min	102	10	28.04	3.2810	41.5396	36.12 %
60	Kubus, Mats	242	PCC	Min	96	10	27.00	3.1852	40.3262	35.07 %
61	Ladisich, Sonja	264	PCC	Min	100	10	28.84	3.1207	39.5093	34.36 %
62	Weissl, Martin	204	PCC	Min	98	30	21.85	3.1121	39.4013	34.26 %

Stage Results - Production

Place	Name	No.	Class	Div	PF	Points	Pen	Time	Hit Factor	Stage Pts	Stage %
1	Popovic, Aleksa	17		P	Min	99	0	14.31	6.9182	115.0000	100.00 %
2	Chmura, Tomas	245		P	Min	103	0	15.70	6.5605	109.0536	94.83 %
3	Tomolya, Stepan	350		P	Min	107	0	16.69	6.4110	106.5687	92.67 %
4	Tichy, Lukas	97		P	Min	109	0	17.03	6.4005	106.3933	92.52 %
5	Majstorovic, Davor	13		P	Min	105	0	16.42	6.3946	106.2964	92.43 %
6	Gheorghii, Caldarari	150		P	Min	111	0	17.86	6.2150	103.3103	89.84 %
7	Stepan, Michal	221		P	Min	109	0	17.57	6.2038	103.1234	89.67 %
8	Momcilovic, Ljubisa	15		P	Min	103	0	16.75	6.1493	102.2174	88.88 %
9	Sneberger, Jakub	123		P	Min	111	0	18.42	6.0261	100.1695	87.10 %
10	Bindik, Franta	363		P	Min	107	0	18.10	5.9116	98.2670	85.45 %
11	Vysny, Marian	244		P	Min	103	0	17.70	5.8192	96.7311	84.11 %
12	Cimos, Donatas	106		P	Min	103	0	17.82	5.7800	96.0797	83.55 %
13	Nemcova, Petra	122		P	Min	111	0	19.22	5.7752	96.0001	83.48 %
14	Bednarik, Marian	179		P	Min	109	0	19.52	5.5840	92.8216	80.71 %
15	Liehne, Jan	371		P	Min	103	0	18.67	5.5169	91.7055	79.74 %
16	Gasteiger, Klaus	205		P	Min	105	0	19.19	5.4716	90.9529	79.09 %
17	Szundi, Mate	162		P	Min	95	0	17.76	5.3491	88.9166	77.32 %
18	Sliva, Tomas	49		P	Min	109	0	20.50	5.3171	88.3843	76.86 %
19	Dzuho, Elvir	42		P	Min	95	0	17.88	5.3132	88.3199	76.80 %
20	Sciranka, Martin	10		P	Min	113	0	21.43	5.2730	87.6513	76.22 %
21	Dolezal, Philipp	262		P	Min	93	0	17.84	5.2130	86.6544	75.35 %
22	Iacomini, Stefano	334		P	Min	107	0	20.70	5.1691	85.9242	74.72 %
23	Trencan, Peter	256		P	Min	109	0	21.48	5.0745	84.3518	73.35 %
24	Balazs, Zoltan		U	P	Min	103	0	20.32	5.0689	84.2589	73.27 %
25	Talpas, Jozef	84		P	Min	100	10	17.76	5.0676	84.2368	73.25 %
26	Kreutz, Erich	182		P	Min	103	0	20.67	4.9831	82.8322	72.03 %
27	Ulreich, Rainer	117		P	Min	105	0	21.09	4.9787	82.7590	71.96 %
28	Sedy, Roman		U	P	Min	107	0	21.64	4.9445	82.1919	71.47 %
29	Bindhammer, Christoph	280		P	Min	109	0	22.09	4.9344	82.0225	71.32 %
30	Cemsak, Martin	250		P	Min	104	10	19.37	4.8529	80.6679	70.15 %
31	Michalec, Lubomir	119		P	Min	105	0	22.32	4.7043	78.1983	68.00 %
32	Simon, Heiligenbrunner	209		P	Min	100	10	19.62	4.5872	76.2510	66.31 %
33	Vancura, Jan	201		P	Min	102	10	20.28	4.5365	75.4088	65.57 %
34	Gadek, Wojciech	56		P	Min	107	0	23.65	4.5243	75.2064	65.40 %
35	Gahir ml., Marek		U	P	Min	109	0	24.17	4.5097	74.9639	65.19 %
36	Lengauer, Timo	232		P	Min	99	0	22.26	4.4474	73.9286	64.29 %
37	Kendlbacher, Florian	304		P	Min	107	0	24.23	4.4160	73.4062	63.83 %

38	drimaj, Peter	124	P	Min	104	10	21.53	4.3660	72.5748	63.11 %	
39	Cumova, Miroslava	224	P	Min	100	10	20.71	4.3457	72.2378	62.82 %	
40	Vielhaber, Gunther	270	P	Min	100	10	21.01	4.2837	71.2064	61.92 %	
41	Velic, Miroslav	154	P	Min	105	0	24.64	4.2614	70.8355	61.60 %	
42	Racek, Jarda	99	P	Min	101	0	23.82	4.2401	70.4826	61.29 %	
43	Polievka, Lubomir	85	P	Min	103	0	24.36	4.2282	70.2849	61.12 %	
44	Brezina, Marek	240	P	Min	101	10	21.64	4.2052	69.9015	60.78 %	
45	Weissnegger, Barbara	116	P	Min	97	0	23.10	4.1991	69.8011	60.70 %	
46	Istvan, Bujdoso	27	P	Min	107	0	25.57	4.1846	69.5593	60.49 %	
47	Momcilovic, Snezana	16	P	Min	100	10	21.56	4.1744	69.3899	60.34 %	
48	Najmonova, Hana	367	P	Min	102	10	22.13	4.1573	69.1049	60.09 %	
49	Cipkus, Zilvinas	109	P	Min	93	0	22.56	4.1223	68.5245	59.59 %	
50	Saric, Goran	14	P	Min	98	10	21.49	4.0949	68.0689	59.19 %	
51	Obermajer, Attila	378	P	Min	103	0	25.35	4.0631	67.5401	58.73 %	
52	Krejcirova, Lenka	229	P	Min	109	0	27.17	4.0118	66.6867	57.99 %	
53	Tomcala, Peter	31	P	Min	109	0	27.21	4.0059	66.5887	57.90 %	
54	Rajman, Jiri	369	P	Min	103	0	26.21	3.9298	65.3240	56.80 %	
55	Dipa, Dzenan	41	P	Min	100	10	23.10	3.8961	64.7639	56.32 %	
56	Mindek, Martin	32	P	Min	96	10	23.02	3.7359	62.1005	54.00 %	
57	Popluhar, Patrik	181	P	Min	95	0	25.98	3.6567	60.7836	52.86 %	
58	Pancik, Vladimir	96	P	Min	102	10	25.45	3.6149	60.0900	52.25 %	
59	Bakalar, Martin	28	P	Min	97	0	26.87	3.6100	60.0076	52.18 %	
60	Man, Jakob	351	P	Min	94	10	23.37	3.5944	59.7479	51.95 %	
61	Simek, Lukas		Trieda	P	Min	95	20	21.09	3.5562	59.1135	51.40 %
62	Leonardelli, Laura	248	P	Min	97	0	27.83	3.4854	57.9376	50.38 %	
63	Tobias, Matyas	19	P	Min	91	20	20.46	3.4702	57.6840	50.16 %	
64	Ruzicka, Milan	88	P	Min	97	20	22.95	3.3551	55.7712	48.50 %	
65	Musial, Pawel	24	P	Min	93	0	28.11	3.3084	54.9951	47.82 %	
66	Reiter, Celine	233	P	Min	101	0	30.99	3.2591	54.1754	47.11 %	
67	Lennert, Adam	281	P	Min	105	0	33.89	3.0983	51.5015	44.78 %	
68	Polak, Peter	253	P	Min	98	10	28.46	3.0921	51.3985	44.69 %	
69	Zax, Vladlen	361	P	Min	101	0	33.14	3.0477	50.6607	44.05 %	
70	Moser, Werner	279	P	Min	94	10	28.53	2.9443	48.9418	42.56 %	
71	Kupcak, Vladimir	62	P	Min	107	0	39.56	2.7048	44.9604	39.10 %	
72	Kugler, Karol	89	P	Min	99	20	29.41	2.6862	44.6513	38.83 %	
73	Kastner, Kerstin	192	P	Min	101	20	32.55	2.4885	41.3653	35.97 %	
74	Czuczor, Zsolt	73	P	Min	95	20	30.83	2.4327	40.4380	35.16 %	
75	Varos, Peter	243	P	Min	87	40	21.33	2.2035	36.6277	31.85 %	
76	Pils, Lukas	312	P	Min	93	30	33.53	1.8789	31.2327	27.16 %	
77	Siklosi, Aliz	78	P	Min	89	20	38.92	1.7729	29.4699	25.63 %	
78	(DQ) Tkacenko, Vladimir		P	Min							

Stage Results - Production Optics

Place	Name	No.	Class	Div	PF	Points	Pen	Time	Hit Factor	Stage Pts	Stage %
1	Keppel, Dylan	331		PO	Min	103	0	14.49	7.1084	115.0000	100.00 %
2	Zapletal, Miroslav	327		PO	Min	107	0	15.45	6.9256	112.0429	97.43 %
3	Hrnciarik, Andrej	126		PO	Min	107	0	15.53	6.8899	111.4657	96.93 %
4	Slavik, Daniel	101		PO	Min	107	0	16.50	6.4848	104.9129	91.23 %
5	Pavlik, Jan	145		PO	Min	103	0	15.97	6.4496	104.3425	90.73 %
6	Ritter, Jakob	269		PO	Min	105	0	16.38	6.4103	103.7061	90.18 %
7	Skvarenina, Andrej	227		PO	Min	103	0	16.16	6.3738	103.1157	89.67 %
8	Zencar jr., Pavol	144		PO	Min	98	10	14.17	6.2103	100.4713	87.37 %
9	Maska, Richard	226		PO	Min	103	0	16.68	6.1751	99.9011	86.87 %
10	Pijacek, Petr	300		PO	Min	111	0	18.01	6.1632	99.7099	86.70 %
11	Venturato, Giulia	114		PO	Min	111	0	18.20	6.0989	98.6690	85.80 %
12	Cooper, Justin	322		PO	Min	109	0	17.97	6.0657	98.1313	85.33 %
13	Kan, Peter	75		PO	Min	105	0	17.93	5.8561	94.7410	82.38 %
14	Kubica, Dusan	70		PO	Min	102	10	16.13	5.7037	92.2747	80.24 %
15	Penov, Andon	157		PO	Min	111	0	19.72	5.6288	91.0637	79.19 %
16	Gardian, Michal	347		PO	Min	97	0	17.24	5.6265	91.0256	79.15 %
17	Kobos, Krzysztof	348		PO	Min	109	0	19.58	5.5669	90.0623	78.32 %
18	Barancik, Ivan	254		PO	Min	102	10	17.03	5.4022	87.3981	76.00 %

19	Michalak, Norbert	329		PO	Min	105	0	19.77	5.3111	85.9234	74.72 %
20	Dakic, Dimitrije	18		PO	Min	103	0	19.48	5.2875	85.5416	74.38 %
21	Nemcok, Libor	235		PO	Min	107	0	20.24	5.2866	85.5268	74.37 %
22	Binkevicius, Ramunas	108		PO	Min	109	0	20.64	5.2810	85.4370	74.29 %
23	Galazka, Marcin	328		PO	Min	97	0	18.54	5.2319	84.6430	73.60 %
24	Redecki, Tomasz		Trieda	PO	Min	93	0	18.15	5.1240	82.8963	72.08 %
25	Holubowski, Tomasz	323		PO	Min	103	0	20.50	5.0244	81.2854	70.68 %
26	Volk, Alexander	326		PO	Min	101	0	20.11	5.0224	81.2528	70.65 %
27	Gebhardt, Jurgen	194		PO	Min	97	0	19.51	4.9718	80.4347	69.94 %
28	Majling, Andrej	53		PO	Min	93	0	18.78	4.9521	80.1155	69.67 %
29	Kubicova Bopkova, Eniko	71		PO	Min	109	0	22.03	4.9478	80.0463	69.61 %
30	Adamec, Lubos	34		PO	Min	107	0	21.93	4.8792	78.9358	68.64 %
31	Hatar, Jakub	87		PO	Min	99	0	20.54	4.8199	77.9765	67.81 %
32	Kovacs, Attila	375		PO	Min	97	0	20.15	4.8139	77.8800	67.72 %
33	Hofer, Christian	293		PO	Min	105	0	21.84	4.8077	77.7796	67.63 %
34	Zakupszky, Norbert	50		PO	Min	105	0	22.20	4.7297	76.5183	66.54 %
35	Hukel, Miroslav	93		PO	Min	105	0	22.29	4.7106	76.2093	66.27 %
36	Rief, Martin	196		PO	Min	97	0	20.64	4.6996	76.0311	66.11 %
37	Fichtinger, Markus	25		PO	Min	103	0	22.09	4.6627	75.4346	65.60 %
38	Vanco, Jan	91		PO	Min	107	0	22.95	4.6623	75.4276	65.59 %
39	Mayrhofer, Christoph	313		PO	Min	100	10	19.36	4.6488	75.2084	65.40 %
40	Sartor, Marco	113		PO	Min	97	20	16.60	4.6386	75.0433	65.26 %
41	Satalan, Ovidiu Alex	187		PO	Min	105	0	23.48	4.4719	72.3469	62.91 %
42	Chalupa, Cyril	35		PO	Min	103	0	23.04	4.4705	72.3242	62.89 %
43	Stettin, Andreas	4		PO	Min	103	0	23.15	4.4492	71.9806	62.59 %
44	Pitonak, Martin	236		PO	Min	97	0	21.84	4.4414	71.8535	62.48 %
45	Hollosi, Nikolette	12		PO	Min	106	10	22.15	4.3341	70.1175	60.97 %
46	Horvath, Beata Zsanett	332		PO	Min	107	0	26.47	4.0423	65.3972	56.87 %
47	Zalejsky, Rostislav	301		PO	Min	101	10	24.89	3.6561	59.1487	51.43 %
48	Stefaniak, Sebastian	67		PO	Min	96	30	20.68	3.1915	51.6324	44.90 %
49	Eder, Robert	308		PO	Min	100	10	28.91	3.1131	50.3644	43.80 %
50	Talakic, Alan	54		PO	Min	107	0	35.98	2.9739	48.1118	41.84 %
51	Wuhrleitner, Roland	317		PO	Min	98	20	27.40	2.8467	46.0546	40.05 %
52	Streber, Jurgen	311		PO	Min	100	20	29.33	2.7276	44.1273	38.37 %
53	Muhlegger, Bernhard	307		PO	Min	101	0	38.28	2.6385	42.6853	37.12 %
54	Cruz, Oliver	118		PO	Min	102	10	35.11	2.6203	42.3922	36.86 %
55	Klepac, Ilja	211		PO	Min	100	20	30.80	2.5974	42.0212	36.54 %
56	Fujasova, Zuzana		U	PO	Min	104	10	36.85	2.5509	41.2686	35.89 %
57	Mock, Dieter	287		PO	Min	75	20	22.31	2.4653	39.8834	34.68 %
58	Zakupszky, Gabor	51		PO	Min	102	10	38.82	2.3699	38.3408	33.34 %
59	(DQ) Siska, Milos			PO	Min						
60	(DQ) Fellner, Manfred		Trieda	PO	Min						

Stage Results - Revolver

Place	Name	No.	Class	Div	PF	Points	Pen	Time	Hit Factor	Stage Pts	Stage %
1	Kroiss, Robert	207		R	Min	95	0	21.63	4.3920	115.0000	100.00 %
2	Kirchweger, Hermann	316		R	Min	111	0	25.73	4.3140	112.9572	98.22 %
3	Mark, Szegedi	138		R	Min	105	0	31.43	3.3408	87.4733	76.06 %
4	Kormanyos, Maria	37		R	Min	99	0	43.90	2.2551	59.0475	51.35 %

Stage Results - Standard

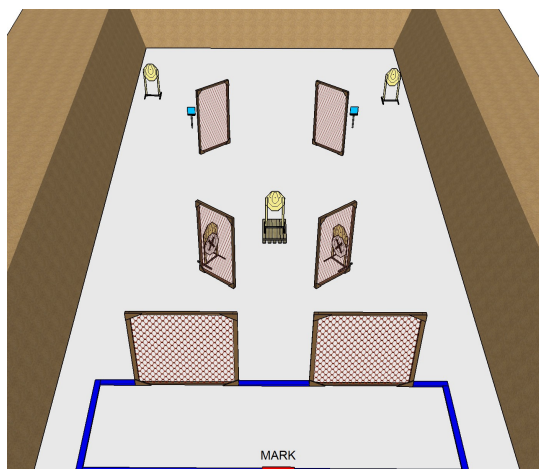
Place	Name	No.	Class	Div	PF	Points	Pen	Time	Hit Factor	Stage Pts	Stage %
1	Rakusan, Josef	366		S	Maj	113	0	15.53	7.2762	115.0000	100.00 %
2	Liehne, Zdenek	365		S	Maj	112	0	15.87	7.0573	111.5403	96.99 %
3	Znamenacek, Petr	364		S	Maj	107	0	17.52	6.1073	96.5252	83.93 %
4	Koller, Hans Georg	203		S	Maj	111	0	18.72	5.9295	93.7148	81.49 %
5	Kopunec, Peter	80		S	Maj	110	0	18.91	5.8170	91.9374	79.95 %
6	Stranz, Jurgen	152		S	Min	95	0	16.96	5.6014	88.5296	76.98 %
7	Cimos, Lech	107		S	Min	105	0	19.63	5.3490	84.5395	73.51 %
8	Ciesielski, Marcin	11		S	Maj	105	10	17.87	5.3162	84.0214	73.06 %
9	Galstyan, Haykaz	191		S	Min	99	0	18.68	5.2998	83.7624	72.84 %

10	Pasztor, Viktor	105	S	Min	107	0	20.44	5.2348	82.7359	71.94 %
11	Kovac, Ondrej	U	S	Maj	112	0	21.74	5.1518	81.4234	70.80 %
12	Zdesar, Franci	345	S	Maj	112	0	21.89	5.1165	80.8655	70.32 %
13	Koc, Marcin	82	S	Min	101	0	19.85	5.0882	80.4177	69.93 %
14	Mikula, Jozef	259	S	Maj	108	0	21.23	5.0871	80.4016	69.91 %
15	Zebegney, Robert	258	S	Min	101	0	20.06	5.0349	79.5759	69.20 %
16	Soustar, Ivo	100	S	Maj	111	0	22.36	4.9642	78.4589	68.23 %
17	Mongel, Egon	120	S	Min	105	0	21.36	4.9157	77.6925	67.56 %
18	Stanko, Lubomir	44	S	Min	99	0	21.29	4.6501	73.4937	63.91 %
19	Potocky, Peter	95	S	Maj	111	0	23.90	4.6444	73.4034	63.83 %
20	Benesch, Thomas	295	S	Maj	102	20	17.88	4.5861	72.4832	63.03 %
21	Ridoskova, Alexandra	161	S	Min	103	0	22.72	4.5335	71.6506	62.30 %
22	Racek, Jaroslav	98	S	Min	115	0	25.42	4.5240	71.5012	62.17 %
23	Mueller, Sergej	353	S	Maj	108	0	23.94	4.5113	71.3002	62.00 %
24	Velicko, Laurius	104	S	Maj	107	0	23.72	4.5110	71.2951	62.00 %
25	Albrecht, Zoltan	377	S	Maj	99	10	19.96	4.4589	70.4726	61.28 %
26	Zsolt, Lazar	376	S	Min	93	0	21.12	4.4034	69.5953	60.52 %
27	Hanulak, Jozef	183	S	Min	105	10	22.12	4.2948	67.8780	59.02 %
28	Baar, Alexander	208	S	Min	105	0	24.50	4.2857	67.7351	58.90 %
29	Stanislav, Spevak	360	S	Min	101	0	23.95	4.2171	66.6510	57.96 %
30	Mikes, Filip	29	S	Maj	108	0	25.68	4.2056	66.4691	57.80 %
31	Labanc, Martin	102	S	Min	103	0	24.72	4.1667	65.8536	57.26 %
32	Misik, Peter	184	S	Min	105	0	25.57	4.1064	64.9007	56.44 %
33	Kvasnica, Juraj	30	S	Min	105	0	25.76	4.0761	64.4220	56.02 %
34	Kor-Hanak, Tibor	339	S	Min	109	0	26.79	4.0687	64.3050	55.92 %
35	Pajor, Zoltan	134	S	Min	93	0	23.28	3.9948	63.1380	54.90 %
36	Bicsak, Laszlo Andras	79	S	Min	106	10	24.20	3.9669	62.6970	54.52 %
37	Pancik, Lubomir	94	S	Min	107	0	27.05	3.9556	62.5183	54.36 %
38	Sumaj, Martin	255	S	Min	104	10	23.86	3.9396	62.2656	54.14 %
39	Szalai, Laszlo	52	S	Maj	108	0	27.58	3.9159	61.8900	53.82 %
40	Molitor, Armin	282	S	Min	105	0	26.97	3.8932	61.5317	53.51 %
41	Schmidt, Ferdinand	292	S	Min	107	10	25.08	3.8676	61.1273	53.15 %
42	Bicskei, Beata	141	S	Min	97	0	25.38	3.8219	60.4047	52.53 %
43	Seiberl, Thomas	309	S	Min	109	0	28.57	3.8152	60.2986	52.43 %
44	Zaluska, Witold	22	S	Min	102	10	24.29	3.7876	59.8620	52.05 %
45	Wakolbinger, Martin	321	S	Min	95	0	25.30	3.7549	59.3463	51.61 %
46	Rojko, Marek	133	S	Min	101	0	26.91	3.7533	59.3196	51.58 %
47	Krupinski, Aleksander	48	S	Min	101	0	26.95	3.7477	59.2316	51.51 %
48	Biedermann, Thomas	2	S	Maj	103	20	22.20	3.7387	59.0903	51.38 %
49	Leszczynska, Julia	83	S	Min	95	0	25.50	3.7255	58.8809	51.20 %
50	Wurm, Adrian	8	S	Min	106	10	25.77	3.7253	58.8773	51.20 %
51	Kosikova, Simona	92	S	Min	97	0	26.17	3.7065	58.5813	50.94 %
52	Noga, Tadeusz	45	S	Min	105	0	28.51	3.6829	58.2080	50.62 %
53	Schneider, Katharina	305	S	Maj	100	10	24.45	3.6810	58.1774	50.59 %
54	Smejkal, Martin	291	S	Min	98	10	24.00	3.6667	57.9512	50.39 %
55	Siska, Michal	178	S	Min	97	0	26.47	3.6645	57.9173	50.36 %
56	David, Jaroslav	220	S	Maj	99	10	24.30	3.6626	57.8861	50.34 %
57	Muller, Alexander	355	S	Maj	97	10	23.76	3.6616	57.8714	50.32 %
58	Satalan, Victor Alex	188	S	Min	100	10	24.64	3.6526	57.7288	50.20 %
59	Kurczewski, Slavek	90	S	Min	92	10	22.58	3.6315	57.3959	49.91 %
60	Gal, Kristof	231	S	Maj	105	0	29.53	3.5557	56.1975	48.87 %
61	Mayr, Matthias	285	S	Min	105	0	29.99	3.5012	55.3355	48.12 %
62	Szabo, Karoly	135	S	Min	99	0	28.28	3.5007	55.3282	48.11 %
63	Sirtl, Andreas	354	S	Min	107	0	31.07	3.4438	54.4294	47.33 %
64	Brandstetter, Wolfgang	198	S	Min	92	10	24.42	3.3579	53.0712	46.15 %
65	Botkova, Zuzana	333	S	Min	101	0	30.11	3.3544	53.0153	46.10 %
66	Winkler, Kilian	283	S	Min	98	10	26.98	3.2617	51.5503	44.83 %
67	Azbukin, Denis	151	S	Min	100	10	28.59	3.1480	49.7530	43.26 %
68	Popovic, Bohuslav	132	S	Min	93	0	29.89	3.1114	49.1754	42.76 %
69	Ribisch, Hans-Peter	266	S	Min	101	0	32.63	3.0953	48.9210	42.54 %
70	Marek, Petr	290	S	Min	85	10	24.37	3.0776	48.6403	42.30 %
71	Rzesniowiecki, Roman	86	S	Min	91	20	23.72	2.9933	47.3080	41.14 %
72	Gombalik, Ladislav	128	S	Min	87	20	23.34	2.8706	45.3696	39.45 %

73	Jarco, Barbara	237	S	Min	95	20	26.18	2.8648	45.2775	39.37 %
74	Egger, Thomas	5	S	Min	96	10	30.02	2.8648	45.2771	39.37 %
75	Szczesna, Anna	110	S	Min	95	20	27.04	2.7737	43.8375	38.12 %
76	Kainz, Dieter	294	S	Min	107	0	39.06	2.7394	43.2955	37.65 %
77	Labanc, Daniel	103	S	Min	91	30	23.97	2.5448	40.2210	34.97 %
78	Keller, Richard	20	S	Min	98	10	34.66	2.5389	40.1278	34.89 %
79	Richard, Davidhazi	140	S	Min	101	30	28.77	2.4678	39.0040	33.92 %
80	Horzinger, Gerhard	274	S	Maj	93	20	30.25	2.4132	38.1407	33.17 %
81	Gazdik, Lukas	129	S	Min	88	40	20.02	2.3976	37.8938	32.95 %
82	Kovacs, Gyula	137	S	Min	99	30	32.95	2.0941	33.0967	28.78 %
83	Paroczai, Rita	336	S	Min	86	10	46.38	1.6386	25.8984	22.52 %
84	Palau, Marika	21	S	Min	85	30	62.37	0.8818	13.9373	12.12 %
85	Gal, Krisztian	230	S	Maj	0	0	0.00	0.0000	0.0000	0.00 %
86	(DQ) Hua, Wei		U	S	Maj					

Generated by PractiScore for Android (1.7.29 Xiaomi) at 2023-05-10 23:05 +0200

Mosquito Match 2023 HG & PCC - Stejdž 13 - 2023-05-07



Stage Results - Classic

Place	Name	No.	Class	Div	PF	Points	Pen	Time	Hit Factor	Stage Pts	Stage %
1	Szczesny, Bartosz	324		C	Min	56	0	12.91	4.3377	60.0000	100.00 %
2	Batki, Gyorgy	381		C	Min	54	0	14.19	3.8055	52.6382	87.73 %
3	Cernigoj, Robert	344		C	Min	52	0	13.75	3.7818	52.3106	87.18 %
4	Poliacik, Martin	257		C	Min	60	0	15.98	3.7547	51.9355	86.56 %
5	Migleczy, Gyula	171		C	Min	52	0	14.35	3.6237	50.1234	83.54 %
6	Behal, Jiri	213		C	Min	54	0	15.29	3.5317	48.8513	81.42 %
7	Kovar, Zbynek	46		C	Min	54	0	15.29	3.5317	48.8513	81.42 %
8	Kala, Jakob	200		C	Min	52	0	14.90	3.4899	48.2733	80.46 %
9	Rauscher, Dietmar	310		C	Maj	56	0	16.56	3.3816	46.7754	77.96 %
10	Bobaly, Mihaly	373		C	Min	54	0	18.06	2.9900	41.3586	68.93 %
11	Staszczyk, Bartosz	111		C	Min	56	0	20.20	2.7723	38.3465	63.91 %
12	Szaszi, Csaba	374		C	Min	50	0	19.04	2.6261	36.3239	60.54 %
13	Busza, Marcin	112		C	Min	52	0	20.13	2.5832	35.7313	59.55 %
14	Fischer, Manfred	267		C	Min	46	0	19.84	2.3185	32.0705	53.45 %
15	Robert, Farkas	136		C	Maj	48	10	21.89	1.7360	24.0119	40.02 %
16	Fischer, Christoph	202		C	Min	45	20	14.44	1.7313	23.9476	39.91 %
17	Vnucko, Jan	252		C	Min	45	10	21.02	1.6651	23.0316	38.39 %
18	Wieland, Gunter	23		C	Min	45	10	28.37	1.2337	17.0647	28.44 %

Stage Results - Open

Place	Name	No.	Class	Div	PF	Points	Pen	Time	Hit Factor	Stage Pts	Stage %
1	Havlicek, Miroslav	368		O	Maj	59	0	12.04	4.9003	60.0000	100.00 %
2	Henes, Zdenek	189		O	Maj	57	0	12.52	4.5527	55.7438	92.91 %
3	Samek, Petr	115		O	Maj	52	0	12.18	4.2693	52.2735	87.12 %
4	Kneringer, Mario	6		O	Maj	59	0	13.83	4.2661	52.2343	87.06 %
5	Tomaini, Fabio	251		O	Maj	58	0	14.16	4.0960	50.1523	83.59 %
6	Rossetto, Denny	352		O	Min	50	0	12.91	3.8730	47.4209	79.03 %
7	Kutschi, Lukas	298		O	Maj	56	0	14.87	3.7660	46.1108	76.85 %
8	Zeindl, Stefan	3		O	Maj	56	0	15.10	3.7086	45.4085	75.68 %
9	Weber, Gunter	273		O	Maj	59	0	16.06	3.6737	44.9813	74.97 %
10	Nandor, Reider	340		O	Maj	57	0	15.94	3.5759	43.7837	72.97 %
11	Kocian, Norbert	180		O	Maj	58	0	16.39	3.5387	43.3286	72.21 %
12	Pawlik, Celina	325		O	Maj	49	0	13.98	3.5050	42.9155	71.53 %
13	Roland, Pap	337		O	Maj	56	0	16.57	3.3796	41.3801	68.97 %
14	Till, Raphael	319		O	Maj	58	0	17.62	3.2917	40.3040	67.17 %
15	Muller, Georg	186		O	Maj	57	0	17.35	3.2853	40.2255	67.04 %
16	Aigner, Michael	302		O	Maj	56	0	17.28	3.2407	39.6798	66.13 %
17	Dvorak, Andrea	315		O	Maj	58	0	17.94	3.2330	39.5851	65.98 %
18	Sera, Martina	342		O	Maj	50	10	12.44	3.2154	39.3700	65.62 %
19	Aigner, Edeltraut	303		O	Maj	56	0	17.44	3.2110	39.3158	65.53 %
20	Kwiatkowski, Roland	275		O	Maj	55	0	17.50	3.1429	38.4814	64.14 %

21	Maierhofer, Christian	320	O	Maj	57	0	18.43	3.0928	37.8683	63.11 %
22	Sery, Jiri	343	O	Maj	56	0	18.38	3.0468	37.3051	62.18 %
23	Eisl, Alexander	314	O	Maj	54	0	17.96	3.0067	36.8140	61.36 %
24	Nahule, Ahmad	358	O	Min	50	0	17.80	2.8090	34.3934	57.32 %
25	Gibart, Banyai	338	O	Maj	58	0	20.92	2.7725	33.9463	56.58 %
26	Gerencser, Miklos	55	O	Maj	58	0	21.04	2.7567	33.7527	56.25 %
27	Barkanyi, Laszlo	335	O	Maj	52	10	15.71	2.6735	32.7340	54.56 %
28	Elkobi, Eliyahu	357	O	Maj	54	20	13.36	2.5449	31.1601	51.93 %
29	Lazorik, Maros	127	O	Maj	51	10	16.98	2.4146	29.5646	49.27 %
30	Kneringer, Sandra	7	O	Maj	53	10	20.58	2.0894	25.5828	42.64 %
31	Geerts, Hans	33	O	Maj	52	0	26.25	1.9810	24.2549	40.42 %
32	Novotny, Jaroslav	346	O	Maj	50	20	15.22	1.9711	24.1342	40.22 %
33	Steurer, Margit	272	O	Maj	48	10	19.47	1.9517	23.8970	39.83 %
34	Zacek, Milan	81	O	Maj	52	20	21.23	1.5073	18.4555	30.76 %
35	Adler, Franz	276	O	Maj	49	20	26.04	1.1137	13.6359	22.73 %
36	Willhalm, Klaus	318	O	Maj	39	30	22.49	0.4002	4.8998	8.17 %
37	(DQ) Halpern, Shalom		O	Maj						
38	(DQ) Eitan, Gill		O	Maj						

Stage Results - PCC

Place	Name	No.	Class	Div	PF	Points	Pen	Time	Hit Factor	Stage Pts	Stage %
1	Fedor, Marian	156		PCC	Min	58	0	10.88	5.3309	60.0000	100.00 %
2	Scepko, Samuel	163		PCC	Min	56	0	11.57	4.8401	54.4762	90.79 %
3	Palka, Jan	225		PCC	Min	58	0	12.14	4.7776	53.7727	89.62 %
4	Semic, Matija	222		PCC	Min	52	0	11.67	4.4559	50.1516	83.59 %
5	Sirk, Julius	296		PCC	Min	60	0	13.68	4.3860	49.3648	82.27 %
6	Popiolek, Grzegorz	146		PCC	Min	54	0	12.32	4.3831	49.3327	82.22 %
7	Gromovas, Andrejus	143		PCC	Min	56	0	12.90	4.3411	48.8597	81.43 %
8	Szyszk, Amadeusz	261		PCC	Min	52	0	11.99	4.3369	48.8131	81.36 %
9	Pevek, Markus	217		PCC	Min	56	0	12.94	4.3277	48.7086	81.18 %
10	Coroban, Iurie	125		PCC	Min	58	0	13.41	4.3251	48.6801	81.13 %
11	Boca, Rastislav	155		PCC	Min	58	0	13.46	4.3091	48.4993	80.83 %
12	Moraru, Andrei	147		PCC	Min	54	0	12.68	4.2587	47.9321	79.89 %
13	Jakube, Patrik	158		PCC	Min	58	0	13.97	4.1518	46.7287	77.88 %
14	Thaler, Martin	199		PCC	Min	50	0	12.08	4.1391	46.5860	77.64 %
15	Tomascin, Andrej	247		PCC	Min	58	0	14.13	4.1047	46.1996	77.00 %
16	Moretti, Nico	234		PCC	Min	58	0	14.15	4.0989	46.1343	76.89 %
17	Kubac, Vitezslav	68		PCC	Min	56	0	13.90	4.0288	45.3446	75.57 %
18	Kiss, Gabor	168		PCC	Min	58	0	14.51	3.9972	44.9897	74.98 %
19	Nagy, Ernest	330		PCC	Min	50	0	12.60	3.9683	44.6634	74.44 %
20	Hajnsek, Kristjan	349		PCC	Min	52	0	13.13	3.9604	44.5749	74.29 %
21	Veres, Robert	260		PCC	Min	56	0	14.16	3.9548	44.5120	74.19 %
22	Bulko, Peter	153		PCC	Min	54	0	13.81	3.9102	44.0101	73.35 %
23	Jozsef, Hodi	139		PCC	Min	54	0	14.29	3.7789	42.5318	70.89 %
24	Bajc, Ernest	223		PCC	Min	54	0	14.41	3.7474	42.1776	70.30 %
25	Synek, Milos	69		PCC	Min	54	0	14.43	3.7422	42.1191	70.20 %
26	Ambrus, Oliver	167		PCC	Min	52	0	14.14	3.6775	41.3910	68.99 %
27	Palmai, Adam	172		PCC	Min	56	0	15.42	3.6316	40.8748	68.12 %
28	Thalman, Daniel	288		PCC	Min	54	0	14.93	3.6169	40.7086	67.85 %
29	Szarvas, Peter	169		PCC	Min	58	0	16.08	3.6070	40.5970	67.66 %
30	Lenzelbauer, Peter	121		PCC	Min	56	0	15.61	3.5874	40.3773	67.30 %
31	Krychl, Michael	216		PCC	Min	54	0	15.17	3.5597	40.0646	66.77 %
32	Prandstotter, Martin	299		PCC	Min	54	0	15.40	3.5065	39.4662	65.78 %
33	Novak, Lubor	190		PCC	Min	56	0	15.98	3.5044	39.4424	65.74 %
34	Busolin, Pavel	77		PCC	Min	56	0	16.30	3.4356	38.6681	64.45 %
35	Kastl, Christoph	265		PCC	Min	48	0	14.02	3.4237	38.5341	64.22 %
36	Szundi, Andrej	164		PCC	Min	58	0	17.01	3.4098	38.3774	63.96 %
37	Halasi, Gergely	379		PCC	Min	50	0	14.73	3.3944	38.2049	63.67 %
38	Ladisich, Robert	263		PCC	Min	54	0	16.04	3.3666	37.8915	63.15 %
39	Kisters, Rob	36		PCC	Min	58	0	17.41	3.3314	37.4957	62.49 %
40	Ebner, Christoph	286		PCC	Min	50	0	15.04	3.3245	37.4175	62.36 %

41	Flajszer, Kamil	74	PCC	Min	58	0	17.65	3.2861	36.9858	61.64 %
42	Norbert, Kara	175	PCC	Min	54	0	16.69	3.2355	36.4158	60.69 %
43	Rehak, Michael	219	PCC	Min	54	0	16.77	3.2200	36.2421	60.40 %
44	Berger, Franz	206	PCC	Min	58	0	18.11	3.2027	36.0464	60.08 %
45	Jud, Manfred	297	PCC	Min	56	0	17.51	3.1982	35.9960	59.99 %
46	Kominek, Jiri	212	PCC	Min	48	0	15.33	3.1311	35.2412	58.74 %
47	Karlin, Marcus	214	PCC	Min	51	10	13.25	3.0943	34.8273	58.05 %
48	Weissl, Martin	204	PCC	Min	56	0	18.64	3.0043	33.8138	56.36 %
49	Waldschutz, Wolfgang	218	PCC	Min	55	10	15.74	2.8590	32.1781	53.63 %
50	Jozsef, Santa	380	PCC	Min	60	0	21.35	2.8103	31.6305	52.72 %
51	Hars, Roland	382	PCC	Min	54	0	20.52	2.6316	29.6189	49.36 %
52	Riedhart, Hermann	284	PCC	Min	56	0	22.49	2.4900	28.0253	46.71 %
53	Kerber, Gerald	268	PCC	Min	56	0	23.19	2.4148	27.1794	45.30 %
54	Erdelyi, Lilla	176	PCC	Min	52	0	21.92	2.3723	26.7002	44.50 %
55	Radolec, Milan	59	PCC	Min	56	0	25.91	2.1613	24.3261	40.54 %
56	Kubus, Mats	242	PCC	Min	45	10	16.79	2.0846	23.4622	39.10 %
57	Muehlegger, Sarah	306	PCC	Min	50	0	24.50	2.0408	22.9697	38.28 %
58	Ladisich, Sonja	264	PCC	Min	58	0	28.96	2.0028	22.5414	37.57 %
59	Spratek, Dusan	246	PCC	Min	47	10	18.78	1.9702	22.1747	36.96 %
60	Sotet, Gabor	38	PCC	Min	42	20	14.59	1.5079	16.9715	28.29 %
61	Meles, Radovan	249	PCC	Min	48	30	13.05	1.3793	15.5244	25.87 %
62	Ferenc, Karadi	174	PCC	Min	36	20	16.84	0.9501	10.6938	17.82 %

Stage Results - Production

Place	Name	No.	Class	Div	PF	Points	Pen	Time	Hit Factor	Stage Pts	Stage %
1	Stepan, Michal	221		P	Min	54	0	12.50	4.3200	60.0000	100.00 %
2	Momcilovic, Ljubisa	15		P	Min	56	0	13.41	4.1760	57.9998	96.67 %
3	Chmura, Tomas	245		P	Min	56	0	13.45	4.1636	57.8273	96.38 %
4	Gheorghii, Caldarari	150		P	Min	58	0	14.26	4.0673	56.4906	94.15 %
5	Popovic, Aleksa	17		P	Min	52	0	13.12	3.9634	55.0474	91.75 %
6	Cimos, Donatas	106		P	Min	54	0	13.65	3.9560	54.9451	91.58 %
7	drimaj, Peter	124		P	Min	58	0	14.72	3.9402	54.7252	91.21 %
8	Bindik, Franta	363		P	Min	54	0	13.78	3.9187	54.4267	90.71 %
9	Majstorovic, Davor	13		P	Min	58	0	15.13	3.8334	53.2423	88.74 %
10	Sneberger, Jakub	123		P	Min	54	0	14.53	3.7164	51.6173	86.03 %
11	Dzuho, Elvir	42		P	Min	58	0	15.68	3.6990	51.3747	85.62 %
12	Gasteiger, Klaus	205		P	Min	54	0	14.77	3.6561	50.7786	84.63 %
13	Tomolya, Stepan	350		P	Min	52	0	14.35	3.6237	50.3291	83.88 %
14	Ulreich, Rainer	117		P	Min	54	0	15.50	3.4839	48.3871	80.65 %
15	Simon, Heiligenbrunner	209		P	Min	50	0	14.40	3.4722	48.2253	80.38 %
16	Brezina, Marek	240		P	Min	56	0	16.15	3.4675	48.1596	80.27 %
17	Balazs, Zoltan		U	P	Min	54	0	15.76	3.4264	47.5888	79.31 %
18	Gahir ml., Marek		U	P	Min	52	0	15.24	3.4121	47.3899	78.98 %
19	Vysny, Marian	244		P	Min	52	0	15.27	3.4054	47.2968	78.83 %
20	Sedy, Roman		U	P	Min	54	0	16.30	3.3129	46.0123	76.69 %
21	Trencan, Peter	256		P	Min	58	0	17.55	3.3048	45.9006	76.50 %
22	Szundi, Mate	162		P	Min	48	0	14.80	3.2432	45.0450	75.08 %
23	Cemsak, Martin	250		P	Min	50	0	15.42	3.2425	45.0353	75.06 %
24	Velic, Miroslav	154		P	Min	56	0	17.31	3.2351	44.9323	74.89 %
25	Sciranka, Martin	10		P	Min	54	0	16.74	3.2258	44.8029	74.67 %
26	Michalec, Lubomir	119		P	Min	56	0	17.37	3.2239	44.7771	74.63 %
27	Dolezal, Philipp	262		P	Min	48	0	14.89	3.2236	44.7728	74.62 %
28	Talpas, Jozef	84		P	Min	50	0	15.52	3.2216	44.7451	74.58 %
29	Gadek, Wojciech	56		P	Min	58	0	18.04	3.2151	44.6539	74.42 %
30	Iacomini, Stefano	334		P	Min	56	0	18.05	3.1025	43.0902	71.82 %
31	Cumova, Miroslava	224		P	Min	52	0	16.90	3.0769	42.7350	71.23 %
32	Musial, Pawel	24		P	Min	58	0	19.32	3.0021	41.6954	69.49 %
33	Tobias, Matyas	19		P	Min	48	0	16.49	2.9109	40.4285	67.38 %
34	Istvan, Bujdoso	27		P	Min	54	0	18.56	2.9095	40.4095	67.35 %
35	Polievka, Lubomir	85		P	Min	54	0	18.63	2.8986	40.2576	67.10 %
36	Sliva, Tomas	49		P	Min	52	0	18.00	2.8889	40.1235	66.87 %

37	Liehne, Jan	371	P	Min	49	10	13.87	2.8118	39.0531	65.09 %
38	Vancura, Jan	201	P	Min	51	10	14.61	2.8063	38.9763	64.96 %
39	Tomcala, Peter	31	P	Min	50	0	17.83	2.8043	38.9481	64.91 %
40	Bindhammer, Christoph	280	P	Min	54	0	19.53	2.7650	38.4025	64.00 %
41	Mindek, Martin	32	P	Min	50	0	18.57	2.6925	37.3960	62.33 %
42	Ruzicka, Milan	88	P	Min	54	0	20.46	2.6393	36.6569	61.09 %
43	Lengauer, Timo	232	P	Min	50	0	19.04	2.6261	36.4729	60.79 %
44	Bednarik, Marian	179	P	Min	46	0	17.55	2.6211	36.4039	60.67 %
45	Varos, Peter	243	P	Min	50	0	19.36	2.5826	35.8701	59.78 %
46	Kreutz, Erich	182	P	Min	48	0	18.84	2.5478	35.3857	58.98 %
47	Najmonova, Hana	367	P	Min	52	0	20.53	2.5329	35.1789	58.63 %
48	Krejcirova, Lenka	229	P	Min	52	0	20.56	2.5292	35.1275	58.55 %
49	Kastner, Kerstin	192	P	Min	56	0	22.36	2.5045	34.7843	57.97 %
50	Vielhaber, Gunther	270	P	Min	52	0	21.09	2.4656	34.2448	57.07 %
51	Dipa, Dzenan	41	P	Min	54	0	22.34	2.4172	33.5721	55.95 %
52	Nemcova, Petra	122	P	Min	52	0	21.60	2.4074	33.4362	55.73 %
53	Momcilovic, Snezana	16	P	Min	56	0	23.45	2.3881	33.1675	55.28 %
54	Polak, Peter	253	P	Min	49	10	17.29	2.2556	31.3283	52.21 %
55	Simek, Lukas	Trieda	P	Min	54	0	24.28	2.2241	30.8896	51.48 %
56	Tichy, Lukas	97	P	Min	43	10	15.05	2.1927	30.4540	50.76 %
57	Obermajer, Attila	378	P	Min	42	0	19.42	2.1627	30.0378	50.06 %
58	Lennert, Adam	281	P	Min	50	0	23.77	2.1035	29.2152	48.69 %
59	Pils, Lukas	312	P	Min	54	0	27.07	1.9948	27.7059	46.18 %
60	Leonardelli, Laura	248	P	Min	44	0	22.23	1.9793	27.4904	45.82 %
61	Bakalar, Martin	28	P	Min	46	0	23.56	1.9525	27.1175	45.20 %
62	Kugler, Karol	89	P	Min	40	0	20.98	1.9066	26.4802	44.13 %
63	Kupcak, Vladimir	62	P	Min	58	0	30.70	1.8893	26.2396	43.73 %
64	Pancik, Vladimir	96	P	Min	43	10	18.74	1.7609	24.4575	40.76 %
65	Moser, Werner	279	P	Min	43	10	19.24	1.7152	23.8219	39.70 %
66	Czuczor, Zsolt	73	P	Min	44	0	26.78	1.6430	22.8197	38.03 %
67	Kendlbacher, Florian	304	P	Min	49	20	17.66	1.6421	22.8073	38.01 %
68	Man, Jakob	351	P	Min	46	10	23.35	1.5418	21.4133	35.69 %
69	Weissnegger, Barbara	116	P	Min	43	10	21.41	1.5413	21.4074	35.68 %
70	Cipkus, Zilvinas	109	P	Min	49	20	19.05	1.5223	21.1432	35.24 %
71	Racek, Jarda	99	P	Min	43	20	17.62	1.3053	18.1297	30.22 %
72	Reiter, Celine	233	P	Min	42	0	32.43	1.2951	17.9875	29.98 %
73	Saric, Goran	14	P	Min	47	20	21.58	1.2512	17.3772	28.96 %
74	Rajman, Jiri	369	P	Min	40	20	20.05	0.9975	13.8543	23.09 %
75	Siklosi, Aliz	78	P	Min	45	20	31.44	0.7952	11.0440	18.41 %
76	Zax, Vladlen	361	P	Min	38	20	28.32	0.6356	8.8277	14.71 %
77	Popluhar, Patrik	181	P	Min	41	30	21.41	0.5138	7.1358	11.89 %
78	(DQ) Tkacenko, Vladimir		P	Min						

Stage Results - Production Optics

Place	Name	No.	Class	Div	PF	Points	Pen	Time	Hit Factor	Stage Pts	Stage %
1	Zapletal, Miroslav	327	PO	Min	58	0	11.89	4.8780	60.0000	100.00 %	
2	Hrnciarik, Andrej	126	PO	Min	56	0	11.99	4.6706	57.4479	95.75 %	
3	Pijacek, Petr	300	PO	Min	56	0	13.26	4.2232	51.9457	86.58 %	
4	Ritter, Jakob	269	PO	Min	54	0	13.17	4.1002	50.4328	84.05 %	
5	Keppel, Dylan	331	PO	Min	50	0	12.62	3.9620	48.7322	81.22 %	
6	Pavlik, Jan	145	PO	Min	52	0	13.18	3.9454	48.5281	80.88 %	
7	Volk, Alexander	326	PO	Min	54	0	13.89	3.8877	47.8186	79.70 %	
8	Sartor, Marco	113	PO	Min	52	0	13.84	3.7572	46.2139	77.02 %	
9	Stettin, Andreas	4	PO	Min	58	0	15.52	3.7371	45.9665	76.61 %	
10	Rief, Martin	196	PO	Min	56	0	15.04	3.7234	45.7979	76.33 %	
11	Gardian, Michal	347	PO	Min	54	0	14.59	3.7012	45.5243	75.87 %	
12	Mayrhofer, Christoph	313	PO	Min	56	0	15.16	3.6939	45.4354	75.73 %	
13	Hatar, Jakob	87	PO	Min	54	0	14.79	3.6511	44.9087	74.85 %	
14	Kan, Peter	75	PO	Min	54	0	14.85	3.6364	44.7273	74.55 %	
15	Zencar jr., Pavol	144	PO	Min	56	0	15.42	3.6316	44.6693	74.45 %	
16	Cooper, Justin	322	PO	Min	56	0	15.55	3.6013	44.2958	73.83 %	

17	Galazka, Marcin	328		PO	Min	52	0	14.55	3.5739	43.9588	73.26 %
18	Dakic, Dimitrije	18		PO	Min	54	0	15.29	3.5317	43.4402	72.40 %
19	Penov, Andon	157		PO	Min	54	0	15.39	3.5088	43.1579	71.93 %
20	Binkevicius, Ramunas	108		PO	Min	52	0	14.83	3.5064	43.1288	71.88 %
21	Kubica, Dusan	70		PO	Min	52	0	14.85	3.5017	43.0707	71.78 %
22	Adamec, Lubos	34		PO	Min	48	0	13.73	3.4960	43.0007	71.67 %
23	Barancik, Ivan	254		PO	Min	54	0	15.56	3.4704	42.6864	71.14 %
24	Hukel, Miroslav	93		PO	Min	60	0	17.60	3.4091	41.9318	69.89 %
25	Skvarenina, Andrej	227		PO	Min	54	0	16.04	3.3666	41.4090	69.01 %
26	Maska, Richard	226		PO	Min	53	10	13.75	3.1273	38.4655	64.11 %
27	Kovacs, Attila	375		PO	Min	50	0	16.14	3.0979	38.1041	63.51 %
28	Hollosi, Nikolette	12		PO	Min	52	0	16.91	3.0751	37.8238	63.04 %
29	Majling, Andrej	53		PO	Min	44	0	14.37	3.0619	37.6618	62.77 %
30	Vanco, Jan	91		PO	Min	56	0	18.46	3.0336	37.3131	62.19 %
31	Slavik, Daniel	101		PO	Min	49	10	12.98	3.0046	36.9569	61.59 %
32	Cruz, Oliver	118		PO	Min	52	0	17.52	2.9680	36.5068	60.84 %
33	Gebhardt, Jurgen	194		PO	Min	52	0	18.03	2.8841	35.4742	59.12 %
34	Michalak, Norbert	329		PO	Min	53	10	14.96	2.8743	35.3543	58.92 %
35	Nemcok, Libor	235		PO	Min	52	10	14.68	2.8610	35.1907	58.65 %
36	Holubowski, Tomasz	323		PO	Min	54	10	15.41	2.8553	35.1201	58.53 %
37	Fichtinger, Markus	25		PO	Min	52	0	18.68	2.7837	34.2398	57.07 %
38	Zakupszky, Norbert	50		PO	Min	48	0	17.34	2.7682	34.0484	56.75 %
39	Mock, Dieter	287		PO	Min	48	0	17.38	2.7618	33.9701	56.62 %
40	Satalan, Ovidiu Alex	187		PO	Min	52	0	19.16	2.7140	33.3820	55.64 %
41	Streber, Jurgen	311		PO	Min	58	0	22.50	2.5778	31.7067	52.84 %
42	Kubicova Bopkova, Eniko	71		PO	Min	46	0	18.08	2.5442	31.2942	52.16 %
43	Pitonak, Martin	236		PO	Min	50	0	19.75	2.5316	31.1392	51.90 %
44	Chalupa, Cyril	35		PO	Min	48	0	19.20	2.5000	30.7500	51.25 %
45	Stefaniak, Sebastian	67		PO	Min	54	0	21.90	2.4658	30.3288	50.55 %
46	Eder, Robert	308		PO	Min	54	0	22.26	2.4259	29.8383	49.73 %
47	Horvath, Beata Zsanett	332		PO	Min	56	0	23.63	2.3699	29.1494	48.58 %
48	Kobos, Krzysztof	348		PO	Min	53	20	15.25	2.1639	26.6164	44.36 %
49	Muhlegger, Bernhard	307		PO	Min	50	0	23.35	2.1413	26.3383	43.90 %
50	Redecki, Tomasz		Trieda	PO	Min	51	20	14.92	2.0777	25.5563	42.59 %
51	Venturato, Giulia	114		PO	Min	41	10	15.39	2.0143	24.7758	41.29 %
52	Talakic, Alan	54		PO	Min	52	0	26.88	1.9345	23.7946	39.66 %
53	Hofer, Christian	293		PO	Min	53	20	17.69	1.8655	22.9452	38.24 %
54	Wuhrleitner, Roland	317		PO	Min	49	20	18.64	1.5558	19.1363	31.89 %
55	Zakupszky, Gabor	51		PO	Min	50	0	35.04	1.4269	17.5514	29.25 %
56	Zalejsky, Rostislav	301		PO	Min	45	20	20.31	1.2309	15.1403	25.23 %
57	Klepac, Ilja	211		PO	Min	41	20	22.52	0.9325	11.4698	19.12 %
58	Fujasova, Zuzana		U	PO	Min	47	20	29.01	0.9307	11.4478	19.08 %
59	(DQ) Siska, Milos			PO	Min						
60	(DQ) Fellner, Manfred		Trieda	PO	Min						

Stage Results - Revolver

Place	Name	No.	Class	Div	PF	Points	Pen	Time	Hit Factor	Stage Pts	Stage %
1	Kirchweger, Hermann	316		R	Min	60	0	20.47	2.9311	60.0000	100.00 %
2	Kormanyos, Maria	37		R	Min	54	0	24.66	2.1898	44.8248	74.71 %
3	Kroiss, Robert	207		R	Min	45	10	16.33	2.1433	43.8732	73.12 %
4	Mark, Szegedi	138		R	Min	56	0	44.03	1.2719	26.0350	43.39 %

Stage Results - Standard

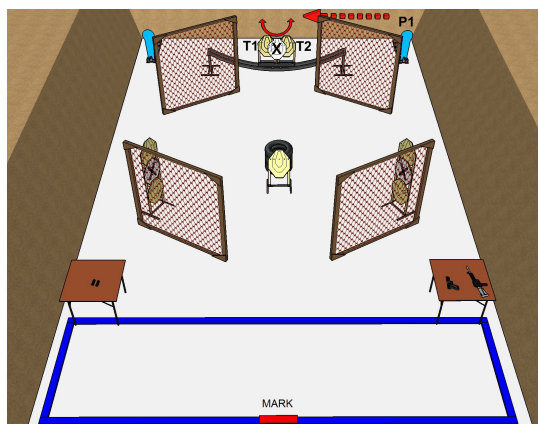
Place	Name	No.	Class	Div	PF	Points	Pen	Time	Hit Factor	Stage Pts	Stage %
1	Liehne, Zdenek	365		S	Maj	56	0	12.78	4.3818	60.0000	100.00 %
2	Rakusan, Josef	366		S	Maj	57	0	13.89	4.1037	56.1910	93.65 %
3	Znamenacek, Petr	364		S	Maj	57	0	14.13	4.0340	55.2366	92.06 %
4	Mueller, Sergej	353		S	Maj	56	0	14.97	3.7408	51.2224	85.37 %
5	Albrecht, Zoltan	377		S	Maj	56	0	15.25	3.6721	50.2820	83.80 %
6	Koller, Hans Georg	203		S	Maj	58	0	15.95	3.6364	49.7922	82.99 %

7	Stranz, Jurgen	152	S	Min	56	0	15.68	3.5714	48.9031	81.51 %	
8	Kopunec, Peter	80	S	Maj	55	0	15.47	3.5553	48.6818	81.14 %	
9	Schneider, Katharina	305	S	Maj	57	0	16.40	3.4756	47.5910	79.32 %	
10	Cimos, Lech	107	S	Min	54	0	15.94	3.3877	46.3873	77.31 %	
11	Mongel, Egon	120	S	Min	48	0	14.18	3.3850	46.3510	77.25 %	
12	Koc, Marcin	82	S	Min	56	0	16.64	3.3654	46.0817	76.80 %	
13	Mikula, Jozef	259	S	Maj	57	0	17.00	3.3529	45.9113	76.52 %	
14	Benesch, Thomas	295	S	Maj	58	0	17.66	3.2843	44.9709	74.95 %	
15	Ridoskova, Alexandra	161	S	Min	54	0	16.73	3.2277	44.1969	73.66 %	
16	Kvasnica, Juraj	30	S	Min	60	0	18.90	3.1746	43.4694	72.45 %	
17	Zebegney, Robert	258	S	Min	54	0	17.06	3.1653	43.3420	72.24 %	
18	Galstyan, Haykaz	191	S	Min	48	0	15.29	3.1393	42.9861	71.64 %	
19	Sumaj, Martin	255	S	Min	52	0	16.91	3.0751	42.1070	70.18 %	
20	Kovac, Ondrej		U	S	Maj	48	0	15.67	3.0632	41.9437	69.91 %
21	Pajor, Zoltan	134	S	Min	56	0	18.73	2.9899	40.9397	68.23 %	
22	Stanko, Lubomir	44	S	Min	54	0	18.14	2.9768	40.7615	67.94 %	
23	Mikes, Filip	29	S	Maj	54	0	18.24	2.9605	40.5381	67.56 %	
24	Soustar, Ivo	100	S	Maj	57	0	19.60	2.9082	39.8211	66.37 %	
25	Muller, Alexander	355	S	Maj	52	0	18.21	2.8556	39.1010	65.17 %	
26	David, Jaroslav	220	S	Maj	53	0	18.95	2.7968	38.2966	63.83 %	
27	Baar, Alexander	208	S	Min	50	0	18.27	2.7367	37.4736	62.46 %	
28	Leszczynska, Julia	83	S	Min	54	0	19.88	2.7163	37.1939	61.99 %	
29	Stanislav, Spevak	360	S	Min	47	10	13.69	2.7027	37.0077	61.68 %	
30	Potocky, Peter	95	S	Maj	56	0	20.94	2.6743	36.6189	61.03 %	
31	Kovacs, Gyula	137	S	Min	50	0	18.94	2.6399	36.1480	60.25 %	
32	Marek, Petr	290	S	Min	48	0	18.25	2.6301	36.0141	60.02 %	
33	Botkova, Zuzana	333	S	Min	52	0	19.85	2.6196	35.8705	59.78 %	
34	Pancik, Lubomir	94	S	Min	58	0	22.26	2.6056	35.6777	59.46 %	
35	Misik, Peter	184	S	Min	46	0	17.93	2.5655	35.1295	58.55 %	
36	Racek, Jaroslav	98	S	Min	52	0	20.32	2.5591	35.0408	58.40 %	
37	Velicko, Laurius	104	S	Maj	53	0	20.74	2.5554	34.9914	58.32 %	
38	Hanulak, Jozef	183	S	Min	46	0	19.11	2.4071	32.9603	54.93 %	
39	Zsolt, Lazar	376	S	Min	48	0	19.96	2.4048	32.9287	54.88 %	
40	Azbukin, Denis	151	S	Min	46	0	19.38	2.3736	32.5011	54.17 %	
41	Ciesielski, Marcin	11	S	Maj	52	10	17.71	2.3715	32.4732	54.12 %	
42	Szalai, Laszlo	52	S	Maj	53	0	22.35	2.3714	32.4708	54.12 %	
43	Kosikova, Simona	92	S	Min	50	0	21.28	2.3496	32.1731	53.62 %	
44	Ribisch, Hans-Peter	266	S	Min	50	0	21.73	2.3010	31.5068	52.51 %	
45	Zaluska, Witold	22	S	Min	44	0	19.21	2.2905	31.3631	52.27 %	
46	Schmidt, Ferdinand	292	S	Min	54	10	19.65	2.2392	30.6609	51.10 %	
47	Rojko, Marek	133	S	Min	52	0	24.47	2.1251	29.0980	48.50 %	
48	Bicskei, Beata	141	S	Min	52	0	24.72	2.1036	28.8037	48.01 %	
49	Wakolbinger, Martin	321	S	Min	48	0	23.35	2.0557	28.1481	46.91 %	
50	Smejkal, Martin	291	S	Min	53	20	16.09	2.0510	28.0835	46.81 %	
51	Egger, Thomas	5	S	Min	50	10	19.68	2.0325	27.8310	46.39 %	
52	Bicsak, Laszlo Andras	79	S	Min	50	0	24.66	2.0276	27.7633	46.27 %	
53	Biedermann, Thomas	2	S	Maj	50	10	20.10	1.9900	27.2495	45.42 %	
54	Zdesar, Franci	345	S	Maj	52	20	16.24	1.9704	26.9810	44.97 %	
55	Gombalik, Ladislav	128	S	Min	45	10	18.64	1.8777	25.7108	42.85 %	
56	Mayr, Matthias	285	S	Min	47	10	19.82	1.8668	25.5618	42.60 %	
57	Richard, Davidhazi	140	S	Min	46	0	25.25	1.8218	24.9454	41.58 %	
58	Seiberl, Thomas	309	S	Min	46	10	19.89	1.8100	24.7835	41.31 %	
59	Pasztor, Viktor	105	S	Min	49	10	21.66	1.8006	24.6547	41.09 %	
60	Kurczewski, Slavek	90	S	Min	46	10	20.59	1.7484	23.9409	39.90 %	
61	Paroczai, Rita	336	S	Min	54	0	31.41	1.7192	23.5407	39.23 %	
62	Labanc, Daniel	103	S	Min	45	10	20.38	1.7174	23.5157	39.19 %	
63	Krupinski, Aleksander	48	S	Min	56	10	26.79	1.7171	23.5114	39.19 %	
64	Kainz, Dieter	294	S	Min	48	0	28.75	1.6696	22.8611	38.10 %	
65	Molitor, Armin	282	S	Min	46	10	22.08	1.6304	22.3253	37.21 %	
66	Horzinger, Gerhard	274	S	Maj	52	10	28.32	1.4831	20.3072	33.85 %	
67	Labanc, Martin	102	S	Min	53	10	29.15	1.4751	20.1987	33.66 %	
68	Kor-Hanak, Tibor	339	S	Min	37	10	19.99	1.3507	18.4946	30.82 %	

69	Brandstetter, Wolfgang	198	S	Min	51	20	23.76	1.3047	17.8653	29.78 %
70	Rzesniowiecki, Roman	86	S	Min	45	20	20.74	1.2054	16.5054	27.51 %
71	Keller, Richard	20	S	Min	46	20	22.58	1.1515	15.7668	26.28 %
72	Noga, Tadeusz	45	S	Min	46	20	23.78	1.0934	14.9712	24.95 %
73	Wurm, Adrian	8	S	Min	43	20	23.42	0.9821	13.4473	22.41 %
74	Gazdik, Lukas	129	S	Min	35	20	15.39	0.9747	13.3459	22.24 %
75	Szabo, Karoly	135	S	Min	43	20	24.95	0.9218	12.6227	21.04 %
76	Gal, Kristof	231	S	Maj	45	30	17.87	0.8394	11.4937	19.16 %
77	Sirtl, Andreas	354	S	Min	40	30	15.86	0.6305	8.6336	14.39 %
78	Popovic, Bohuslav	132	S	Min	42	30	19.83	0.6051	8.2861	13.81 %
79	Winkler, Kilian	283	S	Min	30	20	21.26	0.4704	6.4407	10.73 %
80	Siska, Michal	178	S	Min	38	30	18.51	0.4322	5.9180	9.86 %
81	Palau, Marika	21	S	Min	41	40	31.31	0.0319	0.4373	0.73 %
82	Gal, Krisztian	230	S	Maj	0	0	0.00	0.0000	0.0000	0.00 %
83	Szczesna, Anna	110	S	Min	38	60	20.88	0.0000	0.0000	0.00 %
84	Jarco, Barbara	237	S	Min	30	30	26.13	0.0000	0.0000	0.00 %
85	Satalan, Victor Alex	188	S	Min	37	40	29.71	0.0000	0.0000	0.00 %
86	(DQ) Hua, Wei		U	S	Maj					

Generated by PractiScore for Android (1.7.29 Xiaomi) at 2023-05-10 23:05 +0200

Mosquito Match 2023 HG & PCC - Stejdž 14 - 2023-05-07



Stage Results - Classic

Place	Name	No.	Class	Div	PF	Points	Pen	Time	Hit Factor	Stage Pts	Stage %
1	Szczesny, Bartosz	324		C	Min	76	0	13.73	5.5353	80.0000	100.00 %
2	Behal, Jiri	213		C	Min	68	0	15.53	4.3786	63.2826	79.10 %
3	Poliacik, Martin	257		C	Min	70	0	16.10	4.3478	62.8375	78.55 %
4	Cernigoj, Robert	344		C	Min	67	10	13.39	4.2569	61.5235	76.90 %
5	Batki, Gyorgy	381		C	Min	68	0	16.36	4.1565	60.0721	75.09 %
6	Kala, Jakub	200		C	Min	72	10	16.92	3.6643	52.9588	66.20 %
7	Bobaly, Mihaly	373		C	Min	71	10	19.07	3.1987	46.2302	57.79 %
8	Rauscher, Dietmar	310		C	Maj	72	0	23.95	3.0063	43.4484	54.31 %
9	Migleczy, Gyula	171		C	Min	71	10	21.05	2.8979	41.8817	52.35 %
10	Fischer, Christoph	202		C	Min	69	20	17.05	2.8739	41.5354	51.92 %
11	Kovar, Zbynek	46		C	Min	73	20	19.05	2.7822	40.2094	50.26 %
12	Szaszi, Csaba	374		C	Min	65	20	20.79	2.1645	31.2828	39.10 %
13	Fischer, Manfred	267		C	Min	66	20	22.36	2.0572	29.7326	37.17 %
14	Busza, Marcin	112		C	Min	62	20	23.07	1.8205	26.3117	32.89 %
15	Wieland, Gunter	23		C	Min	61	10	30.34	1.6809	24.2941	30.37 %
16	Robert, Farkas	136		C	Maj	68	20	32.58	1.4733	21.2930	26.62 %
17	Staszczyk, Bartosz	111		C	Min	62	30	27.75	1.1532	16.6661	20.83 %
18	Vnucko, Jan	252		C	Min	58	40	27.24	0.6608	9.5502	11.94 %

Stage Results - Open

Place	Name	No.	Class	Div	PF	Points	Pen	Time	Hit Factor	Stage Pts	Stage %
1	Henes, Zdenek	189		O	Maj	77	0	12.66	6.0821	80.0000	100.00 %
2	Havlicek, Miroslav	368		O	Maj	75	0	12.93	5.8005	76.2949	95.37 %
3	Weber, Gunter	273		O	Maj	78	0	15.22	5.1248	67.4082	84.26 %
4	Rossetto, Denny	352		O	Min	74	0	14.69	5.0374	66.2587	82.82 %
5	Nandor, Reider	340		O	Maj	73	0	15.22	4.7963	63.0872	78.86 %
6	Maierhofer, Christian	320		O	Maj	73	0	15.63	4.6705	61.4323	76.79 %
7	Novotny, Jaroslav	346		O	Maj	77	0	16.59	4.6414	61.0488	76.31 %
8	Kutschi, Lukas	298		O	Maj	74	0	15.95	4.6395	61.0245	76.28 %
9	Zeindl, Stefan	3		O	Maj	77	0	16.99	4.5321	59.6115	74.51 %
10	Muller, Georg	186		O	Maj	74	0	16.51	4.4821	58.9546	73.69 %
11	Elkobi, Eliyahu	357		O	Maj	67	10	13.05	4.3678	57.4510	71.81 %
12	Lazorik, Maros	127		O	Maj	80	0	18.86	4.2418	55.7932	69.74 %
13	Roland, Pap	337		O	Maj	73	0	17.22	4.2393	55.7600	69.70 %
14	Tomaini, Fabio	251		O	Maj	73	0	17.56	4.1572	54.6804	68.35 %
15	Pawlik, Celina	325		O	Maj	68	0	16.58	4.1013	53.9458	67.43 %
16	Till, Raphael	319		O	Maj	69	0	16.93	4.0756	53.6074	67.01 %
17	Sera, Martina	342		O	Maj	69	10	14.99	3.9360	51.7706	64.71 %
18	Samek, Petr	115		O	Maj	66	10	14.31	3.9133	51.4732	64.34 %
19	Aigner, Edeltraut	303		O	Maj	77	0	20.11	3.8289	50.3630	62.95 %
20	Kwiatkowski, Roland	275		O	Maj	75	0	19.65	3.8168	50.2032	62.75 %
21	Dvorak, Andrea	315		O	Maj	74	0	21.79	3.3961	44.6691	55.84 %

22	Sery, Jiri	343	O	Maj	71	10	18.59	3.2813	43.1602	53.95 %
23	Gerencser, Miklos	55	O	Maj	74	0	23.01	3.2160	42.3008	52.88 %
24	Steurer, Margit	272	O	Maj	70	10	18.87	3.1797	41.8227	52.28 %
25	Kneringer, Mario	6	O	Maj	65	20	14.37	3.1315	41.1897	51.49 %
26	Eisl, Alexander	314	O	Maj	71	10	19.51	3.1266	41.1250	51.41 %
27	Aigner, Michael	302	O	Maj	69	10	18.96	3.1118	40.9305	51.16 %
28	Gibart, Banyai	338	O	Maj	71	0	22.98	3.0896	40.6388	50.80 %
29	Nahule, Ahmad	358	O	Min	60	0	20.59	2.9140	38.3290	47.91 %
30	Willhalm, Klaus	318	O	Maj	72	10	21.58	2.8730	37.7897	47.24 %
31	Kneringer, Sandra	7	O	Maj	71	10	22.83	2.6719	35.1445	43.93 %
32	Kocian, Norbert	180	O	Maj	67	10	21.50	2.6512	34.8714	43.59 %
33	Barkanyi, Laszlo	335	O	Maj	59	20	14.85	2.6263	34.5439	43.18 %
34	Zacek, Milan	81	O	Maj	76	0	29.38	2.5868	34.0247	42.53 %
35	Adler, Franz	276	O	Maj	73	0	28.40	2.5704	33.8094	42.26 %
36	Geerts, Hans	33	O	Maj	62	20	23.40	1.7949	23.6084	29.51 %
37	(DQ) Halpern, Shalom		O	Maj						
38	(DQ) Eitan, Gill		O	Maj						

Stage Results - PCC

Place	Name	No.	Class	Div	PF	Points	Pen	Time	Hit Factor	Stage Pts	Stage %
1	Szyszka, Amadeusz	261		PCC	Min	80	0	11.45	6.9869	80.0000	100.00 %
2	Popiolek, Grzegorz	146		PCC	Min	76	0	11.99	6.3386	72.5771	90.72 %
3	Thaler, Martin	199		PCC	Min	76	0	13.87	5.4795	62.7397	78.42 %
4	Kiss, Gabor	168		PCC	Min	78	0	14.33	5.4431	62.3238	77.90 %
5	Palmai, Adam	172		PCC	Min	76	0	15.54	4.8906	55.9974	70.00 %
6	Bajc, Ernest	223		PCC	Min	76	0	15.91	4.7769	54.6952	68.37 %
7	Hajnsek, Kristjan	349		PCC	Min	68	0	14.28	4.7619	54.5238	68.15 %
8	Nagy, Ernest	330		PCC	Min	68	0	14.38	4.7288	54.1446	67.68 %
9	Ambrus, Oliver	167		PCC	Min	70	0	14.85	4.7138	53.9731	67.47 %
10	Szarvas, Peter	169		PCC	Min	68	0	14.45	4.7059	53.8824	67.35 %
11	Sotet, Gabor	38		PCC	Min	74	0	16.26	4.5510	52.1095	65.14 %
12	Palka, Jan	225		PCC	Min	66	0	14.52	4.5455	52.0455	65.06 %
13	Pevek, Markus	217		PCC	Min	66	0	14.97	4.4088	50.4810	63.10 %
14	Kubac, Vitezslav	68		PCC	Min	72	0	16.46	4.3742	50.0851	62.61 %
15	Synek, Milos	69		PCC	Min	70	0	16.02	4.3695	50.0312	62.54 %
16	Kastl, Christoph	265		PCC	Min	76	0	17.52	4.3379	49.6689	62.09 %
17	Tomascin, Andrej	247		PCC	Min	72	0	16.77	4.2934	49.1592	61.45 %
18	Halasi, Gergely	379		PCC	Min	76	0	18.25	4.1644	47.6822	59.60 %
19	Scepko, Samuel	163		PCC	Min	60	0	14.52	4.1322	47.3140	59.14 %
20	Sirk, Julius	296		PCC	Min	64	0	15.62	4.0973	46.9142	58.64 %
21	Karlin, Marcus	214		PCC	Min	74	0	18.07	4.0952	46.8899	58.61 %
22	Thalman, Daniel	288		PCC	Min	74	0	18.07	4.0952	46.8899	58.61 %
23	Bulko, Peter	153		PCC	Min	72	0	17.94	4.0134	45.9532	57.44 %
24	Berger, Franz	206		PCC	Min	74	0	18.68	3.9615	45.3587	56.70 %
25	Moretti, Nico	234		PCC	Min	76	10	17.03	3.8755	44.3746	55.47 %
26	Kominek, Jiri	212		PCC	Min	70	0	18.49	3.7858	43.3478	54.18 %
27	Weissl, Martin	204		PCC	Min	78	0	20.71	3.7663	43.1241	53.91 %
28	Fedor, Marian	156		PCC	Min	67	20	12.52	3.7540	42.9832	53.73 %
29	Ebner, Christoph	286		PCC	Min	71	10	16.64	3.6659	41.9742	52.47 %
30	Hars, Roland	382		PCC	Min	70	0	19.16	3.6534	41.8319	52.29 %
31	Gromovas, Andrejus	143		PCC	Min	63	10	14.54	3.6451	41.7366	52.17 %
32	Semic, Matija	222		PCC	Min	64	0	18.19	3.5184	40.2859	50.36 %
33	Lenzelbauer, Peter	121		PCC	Min	75	10	18.65	3.4853	39.9062	49.88 %
34	Muehlegger, Sarah	306		PCC	Min	72	0	20.85	3.4532	39.5396	49.42 %
35	Jakube, Patrik	158		PCC	Min	71	10	18.01	3.3870	38.7812	48.48 %
36	Radolec, Milan	59		PCC	Min	80	0	23.95	3.3403	38.2463	47.81 %
37	Veres, Robert	260		PCC	Min	65	10	16.55	3.3233	38.0514	47.56 %
38	Jud, Manfred	297		PCC	Min	76	0	23.21	3.2745	37.4925	46.87 %
39	Busolin, Pavel	77		PCC	Min	68	0	20.91	3.2520	37.2358	46.54 %
40	Boca, Rastislav	155		PCC	Min	76	0	23.78	3.1960	36.5938	45.74 %
41	Szundi, Andrej	164		PCC	Min	57	10	14.93	3.1480	36.0449	45.06 %

42	Meles, Radovan	249	PCC	Min	61	10	16.28	3.1327	35.8692	44.84 %
43	Prandstotter, Martin	299	PCC	Min	69	20	15.73	3.1151	35.6675	44.58 %
44	Jozsef, Santa	380	PCC	Min	72	0	23.41	3.0756	35.2157	44.02 %
45	Novak, Lubor	190	PCC	Min	70	10	19.74	3.0395	34.8024	43.50 %
46	Norbert, Kara	175	PCC	Min	65	10	18.38	2.9924	34.2628	42.83 %
47	Kerber, Gerald	268	PCC	Min	76	0	26.18	2.9030	33.2391	41.55 %
48	Flajszer, Kamil	74	PCC	Min	63	10	18.47	2.8695	32.8560	41.07 %
49	Rehak, Michael	219	PCC	Min	65	10	19.31	2.8483	32.6126	40.77 %
50	Riedhart, Hermann	284	PCC	Min	66	0	24.36	2.7094	31.0222	38.78 %
51	Jozsef, Hodi	139	PCC	Min	63	20	15.90	2.7044	30.9654	38.71 %
52	Krychl, Michael	216	PCC	Min	80	20	22.42	2.6762	30.6423	38.30 %
53	Waldschutz, Wolfgang	218	PCC	Min	62	20	16.17	2.5974	29.7403	37.18 %
54	Ladisich, Robert	263	PCC	Min	65	20	17.75	2.5352	29.0282	36.29 %
55	Erdelyi, Lilla	176	PCC	Min	70	10	24.71	2.4282	27.8025	34.75 %
56	Moraru, Andrei	147	PCC	Min	67	20	19.59	2.3992	27.4706	34.34 %
57	Spratek, Dusan	246	PCC	Min	71	20	21.86	2.3330	26.7132	33.39 %
58	Coroban, Iurie	125	PCC	Min	71	20	22.22	2.2952	26.2804	32.85 %
59	Kubus, Mats	242	PCC	Min	66	10	24.82	2.2562	25.8340	32.29 %
60	Ferenc, Karadi	174	PCC	Min	65	20	20.34	2.2124	25.3319	31.66 %
61	Kisters, Rob	36	PCC	Min	76	10	30.08	2.1941	25.1230	31.40 %
62	Ladisich, Sonja	264	PCC	Min	64	0	33.99	1.8829	21.5593	26.95 %

Stage Results - Production

Place	Name	No.	Class	Div	PF	Points	Pen	Time	Hit Factor	Stage Pts	Stage %
1	Momcilovic, Ljubisa	15		P	Min	74	0	14.60	5.0685	80.0000	100.00 %
2	Vysny, Marian	244		P	Min	70	0	14.99	4.6698	73.7068	92.13 %
3	Stepan, Michal	221		P	Min	70	0	15.37	4.5543	71.8845	89.86 %
4	Chmura, Tomas	245		P	Min	72	0	15.96	4.5113	71.2050	89.01 %
5	Cimos, Donatas	106		P	Min	70	0	15.68	4.4643	70.4633	88.08 %
6	Nemcova, Petra	122		P	Min	76	0	17.18	4.4237	69.8235	87.28 %
7	Simon, Heiligenbrunner	209		P	Min	74	0	16.75	4.4179	69.7313	87.16 %
8	Tichy, Lukas	97		P	Min	70	0	15.96	4.3860	69.2271	86.53 %
9	Majstorovic, Davor	13		P	Min	68	0	15.55	4.3730	69.0223	86.28 %
10	Bindik, Franta	363		P	Min	66	0	15.60	4.2308	66.7775	83.47 %
11	Dzuho, Elvir	42		P	Min	66	0	16.40	4.0244	63.5201	79.40 %
12	Tomolya, Stepan	350		P	Min	76	0	18.93	4.0148	63.3686	79.21 %
13	Gahir ml., Marek		U	P	Min	76	0	18.96	4.0084	63.2683	79.09 %
14	Cumova, Miroslava	224		P	Min	76	0	18.97	4.0063	63.2350	79.04 %
15	Popovic, Aleksa	17		P	Min	69	10	14.88	3.9651	62.5836	78.23 %
16	Gasteiger, Klaus	205		P	Min	64	0	16.33	3.9192	61.8593	77.32 %
17	Iacomini, Stefano	334		P	Min	72	0	18.56	3.8793	61.2302	76.54 %
18	Ulreich, Rainer	117		P	Min	73	10	16.54	3.8089	60.1196	75.15 %
19	Sliva, Tomas	49		P	Min	68	0	18.44	3.6876	58.2048	72.76 %
20	Szundi, Mate	162		P	Min	64	0	17.45	3.6676	57.8889	72.36 %
21	Kendlbacher, Florian	304		P	Min	74	0	20.50	3.6098	56.9756	71.22 %
22	Tobias, Matyas	19		P	Min	64	0	18.01	3.5536	56.0890	70.11 %
23	Velic, Miroslav	154		P	Min	70	0	19.90	3.5176	55.5208	69.40 %
24	Mindek, Martin	32		P	Min	74	0	21.27	3.4791	54.9130	68.64 %
25	Talpas, Jozef	84		P	Min	72	0	20.70	3.4783	54.9001	68.63 %
26	Gadek, Wojciech	56		P	Min	76	0	21.96	3.4608	54.6251	68.28 %
27	Sedy, Roman		U	P	Min	70	0	20.43	3.4263	54.0805	67.60 %
28	Momcilovic, Snezana	16		P	Min	66	0	19.31	3.4179	53.9477	67.43 %
29	Gheorghii, Caldarari	150		P	Min	68	10	17.18	3.3760	53.2863	66.61 %
30	Kreutz, Erich	182		P	Min	65	10	16.41	3.3516	52.9012	66.13 %
31	Balazs, Zoltan		U	P	Min	62	0	18.64	3.3262	52.4997	65.62 %
32	Polak, Peter	253		P	Min	70	0	21.32	3.2833	51.8229	64.78 %
33	Cemsak, Martin	250		P	Min	70	10	18.35	3.2698	51.6091	64.51 %
34	Pancik, Vladimir	96		P	Min	76	0	23.27	3.2660	51.5500	64.44 %
35	Vancura, Jan	201		P	Min	72	0	22.31	3.2273	50.9383	63.67 %
36	Bindhammer, Christoph	280		P	Min	64	0	19.91	3.2145	50.7364	63.42 %
37	Bednarik, Marian	179		P	Min	68	0	21.28	3.1955	50.4369	63.05 %

38	Racek, Jarda	99	P	Min	72	0	22.60	3.1858	50.2846	62.86 %	
39	Sneberger, Jakub	123	P	Min	63	10	16.68	3.1775	50.1523	62.69 %	
40	Najmonova, Hana	367	P	Min	76	0	23.92	3.1773	50.1491	62.69 %	
41	Tomcala, Peter	31	P	Min	70	0	22.70	3.0837	48.6725	60.84 %	
42	Dolezal, Philipp	262	P	Min	67	10	18.69	3.0498	48.1367	60.17 %	
43	drimaj, Peter	124	P	Min	65	10	18.73	2.9365	46.3485	57.94 %	
44	Michalec, Lubomir	119	P	Min	64	10	18.47	2.9237	46.1464	57.68 %	
45	Liehne, Jan	371	P	Min	63	10	18.22	2.9089	45.9133	57.39 %	
46	Kastner, Kerstin	192	P	Min	70	0	24.58	2.8478	44.9498	56.19 %	
47	Polievka, Lubomir	85	P	Min	62	0	21.93	2.8272	44.6236	55.78 %	
48	Rajman, Jiri	369	P	Min	73	10	22.93	2.7475	43.3658	54.21 %	
49	Obermajer, Attila	378	P	Min	69	10	21.98	2.6843	42.3678	52.96 %	
50	Varos, Peter	243	P	Min	72	0	26.97	2.6696	42.1369	52.67 %	
51	Istvan, Bujdoso	27	P	Min	66	0	24.85	2.6559	41.9207	52.40 %	
52	Krejcirova, Lenka	229	P	Min	69	10	22.83	2.5843	40.7903	50.99 %	
53	Trencan, Peter	256	P	Min	68	10	23.01	2.5206	39.7853	49.73 %	
54	Sciranka, Martin	10	P	Min	71	20	20.41	2.4988	39.4401	49.30 %	
55	Musial, Pawel	24	P	Min	59	10	20.21	2.4245	38.2685	47.84 %	
56	Leonardelli, Laura	248	P	Min	68	0	28.28	2.4045	37.9525	47.44 %	
57	Saric, Goran	14	P	Min	64	20	18.54	2.3732	37.4588	46.82 %	
58	Lennert, Adam	281	P	Min	66	0	28.10	2.3488	37.0722	46.34 %	
59	Siklosi, Aliz	78	P	Min	68	0	29.28	2.3224	36.6563	45.82 %	
60	Cipkus, Zilvinas	109	P	Min	62	0	27.53	2.2521	35.5465	44.43 %	
61	Kupcak, Vladimir	62	P	Min	68	0	31.00	2.1935	34.6225	43.28 %	
62	Simek, Lukas		Trieda	P	Min	65	10	25.16	2.1860	34.5035	43.13 %
63	Dipa, Dzenan	41	P	Min	65	10	25.40	2.1654	34.1775	42.72 %	
64	Ruzicka, Milan	88	P	Min	66	10	26.08	2.1472	33.8916	42.36 %	
65	Brezina, Marek	240	P	Min	58	20	19.80	1.9192	30.2921	37.87 %	
66	Lengauer, Timo	232	P	Min	63	20	22.96	1.8728	29.5602	36.95 %	
67	Pils, Lukas	312	P	Min	60	20	24.33	1.6441	25.9495	32.44 %	
68	Weissnegger, Barbara	116	P	Min	59	30	20.71	1.4003	22.1019	27.63 %	
69	Man, Jakob	351	P	Min	58	20	28.21	1.3470	21.2614	26.58 %	
70	Popluhar, Patrik	181	P	Min	58	30	22.82	1.2270	19.3666	24.21 %	
71	Czuczor, Zsolt	73	P	Min	70	30	33.09	1.2088	19.0798	23.85 %	
72	Vielhaber, Gunther	270	P	Min	59	30	25.03	1.1586	18.2872	22.86 %	
73	Reiter, Celine	233	P	Min	59	20	33.83	1.1528	18.1959	22.74 %	
74	Bakalar, Martin	28	P	Min	50	30	23.92	0.8361	13.1971	16.50 %	
75	Zax, Vladlen	361	P	Min	56	40	26.16	0.6116	9.6537	12.07 %	
76	Moser, Werner	279	P	Min	54	40	23.47	0.5965	9.4151	11.77 %	
77	Kugler, Karol	89	P	Min	57	50	24.30	0.2881	4.5468	5.68 %	
78	(DQ) Tkacenko, Vladimir		P	Min							

Stage Results - Production Optics

Place	Name	No.	Class	Div	PF	Points	Pen	Time	Hit Factor	Stage Pts	Stage %
1	Hrnciarik, Andrej	126		PO	Min	72	0	14.46	4.9793	80.0000	100.00 %
2	Pavlik, Jan	145		PO	Min	70	0	14.24	4.9157	78.9794	98.72 %
3	Zapletal, Miroslav	327		PO	Min	78	0	16.46	4.7388	76.1361	95.17 %
4	Sartor, Marco	113		PO	Min	72	0	15.34	4.6936	75.4107	94.26 %
5	Volk, Alexander	326		PO	Min	70	0	15.34	4.5632	73.3159	91.64 %
6	Ritter, Jakob	269		PO	Min	74	0	16.22	4.5623	73.3005	91.63 %
7	Kan, Peter	75		PO	Min	74	0	16.87	4.3865	70.4762	88.10 %
8	Michalak, Norbert	329		PO	Min	76	0	17.96	4.2316	67.9881	84.99 %
9	Kubica, Dusan	70		PO	Min	74	0	17.64	4.1950	67.3998	84.25 %
10	Slavik, Daniel	101		PO	Min	71	10	14.59	4.1809	67.1739	83.97 %
11	Maska, Richard	226		PO	Min	72	0	17.39	4.1403	66.5210	83.15 %
12	Holubowski, Tomasz	323		PO	Min	66	0	15.98	4.1302	66.3579	82.95 %
13	Nemcok, Libor	235		PO	Min	66	0	16.04	4.1147	66.1097	82.64 %
14	Adamec, Lubos	34		PO	Min	68	0	16.55	4.1088	66.0141	82.52 %
15	Keppel, Dylan	331		PO	Min	60	0	15.00	4.0000	64.2667	80.33 %
16	Cruz, Oliver	118		PO	Min	72	0	18.12	3.9735	63.8411	79.80 %
17	Stettin, Andreas	4		PO	Min	76	0	19.13	3.9728	63.8299	79.79 %

18	Barancik, Ivan	254		PO	Min	72	0	18.24	3.9474	63.4211	79.28 %
19	Penov, Andon	157		PO	Min	74	0	18.78	3.9404	63.3085	79.14 %
20	Venturato, Giulia	114		PO	Min	72	0	18.92	3.8055	61.1416	76.43 %
21	Binkevicius, Ramunas	108		PO	Min	70	0	18.43	3.7982	61.0237	76.28 %
22	Gebhardt, Jurgen	194		PO	Min	66	0	17.51	3.7693	60.5597	75.70 %
23	Zencar jr., Pavol	144		PO	Min	68	10	15.49	3.7444	60.1592	75.20 %
24	Pijacek, Petr	300		PO	Min	65	10	15.02	3.6618	58.8327	73.54 %
25	Galazka, Marcin	328		PO	Min	64	10	14.82	3.6437	58.5425	73.18 %
26	Pitonak, Martin	236		PO	Min	64	0	17.61	3.6343	58.3911	72.99 %
27	Kubicova Bopkova, Eniko	71		PO	Min	74	0	21.41	3.4563	55.5317	69.41 %
28	Rief, Martin	196		PO	Min	68	0	19.84	3.4274	55.0672	68.83 %
29	Zakupszky, Norbert	50		PO	Min	70	0	20.72	3.3784	54.2793	67.85 %
30	Cooper, Justin	322		PO	Min	67	10	17.01	3.3510	53.8389	67.30 %
31	Hatar, Jakub	87		PO	Min	62	0	18.52	3.3477	53.7869	67.23 %
32	Mayrhofer, Christoph	313		PO	Min	69	10	17.85	3.3053	53.1055	66.38 %
33	Gardian, Michal	347		PO	Min	65	10	16.65	3.3033	53.0731	66.34 %
34	Stefaniak, Sebastian	67		PO	Min	72	0	22.20	3.2432	52.1081	65.14 %
35	Redecki, Tomasz		Trieda	PO	Min	64	0	20.00	3.2000	51.4133	64.27 %
36	Chalupa, Cyril	35		PO	Min	72	0	22.60	3.1858	51.1858	63.98 %
37	Holloosi, Nikolette	12		PO	Min	78	0	24.56	3.1759	51.0261	63.78 %
38	Kovacs, Attila	375		PO	Min	66	0	21.30	3.0986	49.7840	62.23 %
39	Vanco, Jan	91		PO	Min	78	10	21.99	3.0923	49.6832	62.10 %
40	Horvath, Beata Zsanett	332		PO	Min	74	0	24.16	3.0629	49.2108	61.51 %
41	Hofer, Christian	293		PO	Min	66	0	22.24	2.9676	47.6799	59.60 %
42	Majling, Andrej	53		PO	Min	74	20	19.05	2.8346	45.5433	56.93 %
43	Wuhrleitner, Roland	317		PO	Min	68	0	24.37	2.7903	44.8311	56.04 %
44	Kobos, Krzysztof	348		PO	Min	72	0	26.17	2.7512	44.2033	55.25 %
45	Satalan, Ovidiu Alex	187		PO	Min	68	0	24.79	2.7430	44.0715	55.09 %
46	Hukel, Miroslav	93		PO	Min	74	10	24.07	2.6589	42.7198	53.40 %
47	Mock, Dieter	287		PO	Min	56	0	21.27	2.6328	42.3006	52.88 %
48	Skvarenina, Andrej	227		PO	Min	58	20	16.13	2.3559	37.8508	47.31 %
49	Streber, Jurgen	311		PO	Min	62	0	26.34	2.3538	37.8183	47.27 %
50	Talakic, Alan	54		PO	Min	64	0	27.24	2.3495	37.7484	47.19 %
51	Eder, Robert	308		PO	Min	69	10	26.25	2.2476	36.1117	45.14 %
52	Zakupszky, Gabor	51		PO	Min	69	10	30.83	1.9137	30.7471	38.43 %
53	Fujasova, Zuzana		U	PO	Min	63	10	29.39	1.8033	28.9736	36.22 %
54	Klepac, Ilja	211		PO	Min	60	20	22.32	1.7921	28.7933	35.99 %
55	Zalejsky, Rostislav	301		PO	Min	62	10	31.23	1.6651	26.7521	33.44 %
56	Muhlegger, Bernhard	307		PO	Min	67	20	30.31	1.5506	24.9137	31.14 %
57	Fichtinger, Markus	25		PO	Min	67	30	26.38	1.4026	22.5347	28.17 %
58	Dakic, Dimitrije	18		PO	Min	58	30	23.83	1.1750	18.8782	23.60 %
59	(DQ) Siska, Milos			PO	Min						
60	(DQ) Fellner, Manfred		Trieda	PO	Min						

Stage Results - Revolver

Place	Name	No.	Class	Div	PF	Points	Pen	Time	Hit Factor	Stage Pts	Stage %
1	Kroiss, Robert	207		R	Min	74	0	19.04	3.8866	80.0000	100.00 %
2	Kirchweger, Hermann	316		R	Min	68	0	27.56	2.4673	50.7873	63.48 %
3	Kormanyos, Maria	37		R	Min	74	0	42.22	1.7527	36.0777	45.10 %
4	Mark, Szegedi	138		R	Min	68	10	33.97	1.7074	35.1445	43.93 %

Stage Results - Standard

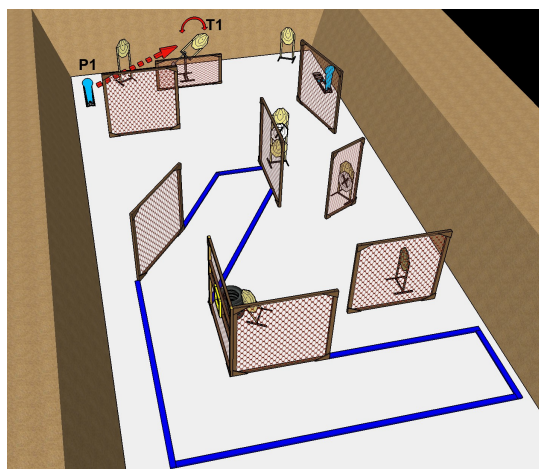
Place	Name	No.	Class	Div	PF	Points	Pen	Time	Hit Factor	Stage Pts	Stage %
1	Liehne, Zdenek	365		S	Maj	79	0	12.66	6.2401	80.0000	100.00 %
2	Znamenacek, Petr	364		S	Maj	74	0	13.85	5.3430	68.4981	85.62 %
3	Rakusan, Josef	366		S	Maj	74	0	14.28	5.1821	66.4355	83.04 %
4	Kopunec, Peter	80		S	Maj	72	0	14.74	4.8847	62.6227	78.28 %
5	Koller, Hans Georg	203		S	Maj	72	0	15.22	4.7306	60.6477	75.81 %
6	Zdesar, Franci	345		S	Maj	74	0	16.14	4.5849	58.7794	73.47 %
7	Mongel, Egon	120		S	Min	72	0	16.16	4.4554	57.1199	71.40 %

8	Koc, Marcin	82	S	Min	64	0	14.65	4.3686	56.0066	70.01 %
9	Ciesielski, Marcin	11	S	Maj	77	0	18.06	4.2636	54.6600	68.32 %
10	Benesch, Thomas	295	S	Maj	74	0	19.15	3.8642	49.5404	61.93 %
11	Pasztor, Viktor	105	S	Min	68	0	17.97	3.7841	48.5129	60.64 %
12	Mikes, Filip	29	S	Maj	70	0	18.58	3.7675	48.3002	60.38 %
13	Siska, Michal	178	S	Min	72	0	19.23	3.7441	48.0009	60.00 %
14	Stanko, Lubomir	44	S	Min	68	0	18.26	3.7240	47.7425	59.68 %
15	Muller, Alexander	355	S	Maj	70	0	19.71	3.5515	45.5311	56.91 %
16	Velicko, Laurius	104	S	Maj	73	0	20.74	3.5198	45.1243	56.41 %
17	Albrecht, Zoltan	377	S	Maj	70	10	17.12	3.5047	44.9308	56.16 %
18	Stranz, Jurgen	152	S	Min	65	10	15.72	3.4987	44.8546	56.07 %
19	Molitor, Armin	282	S	Min	72	0	20.66	3.4850	44.6785	55.85 %
20	Potocky, Peter	95	S	Maj	74	0	21.69	3.4117	43.7390	54.67 %
21	Racek, Jaroslav	98	S	Min	70	0	20.54	3.4080	43.6912	54.61 %
22	Cimos, Lech	107	S	Min	71	10	17.97	3.3945	43.5189	54.40 %
23	Mikula, Jozef	259	S	Maj	67	10	16.87	3.3788	43.3168	54.15 %
24	Stanislav, Spevak	360	S	Min	56	0	16.64	3.3654	43.1451	53.93 %
25	Marek, Petr	290	S	Min	68	0	20.56	3.3074	42.4016	53.00 %
26	Szalai, Laszlo	52	S	Maj	75	0	23.12	3.2439	41.5882	51.99 %
27	Kosikova, Simona	92	S	Min	70	0	21.62	3.2377	41.5087	51.89 %
28	Pajor, Zoltan	134	S	Min	70	0	21.68	3.2288	41.3938	51.74 %
29	Mayr, Matthias	285	S	Min	68	0	21.58	3.1511	40.3975	50.50 %
30	Gombalik, Ladislav	128	S	Min	62	0	19.68	3.1504	40.3890	50.49 %
31	Pancik, Lubomir	94	S	Min	74	0	23.68	3.1250	40.0633	50.08 %
32	Mueller, Sergej	353	S	Maj	76	10	21.36	3.0899	39.6131	49.52 %
33	Brandstetter, Wolfgang	198	S	Min	70	0	22.71	3.0823	39.5164	49.40 %
34	Ridoskova, Alexandra	161	S	Min	72	10	20.47	3.0288	38.8303	48.54 %
35	Kvasnica, Juraj	30	S	Min	73	10	20.90	3.0144	38.6448	48.31 %
36	Kovacs, Gyula	137	S	Min	66	0	21.97	3.0041	38.5133	48.14 %
37	Horzinger, Gerhard	274	S	Maj	68	10	19.36	2.9959	38.4078	48.01 %
38	Gazdik, Lukas	129	S	Min	67	10	19.13	2.9796	38.1994	47.75 %
39	Biedermann, Thomas	2	S	Maj	71	10	20.58	2.9640	37.9998	47.50 %
40	Schmidt, Ferdinand	292	S	Min	64	0	21.60	2.9630	37.9859	47.48 %
41	Baar, Alexander	208	S	Min	59	10	16.62	2.9483	37.7974	47.25 %
42	Misik, Peter	184	S	Min	63	10	18.06	2.9347	37.6231	47.03 %
43	Wurm, Adrian	8	S	Min	76	0	25.91	2.9332	37.6048	47.01 %
44	Zebegney, Robert	258	S	Min	73	20	18.08	2.9314	37.5815	46.98 %
45	Kurczewski, Slavek	90	S	Min	60	0	20.50	2.9268	37.5227	46.90 %
46	Botkova, Zuzana	333	S	Min	76	0	26.25	2.8952	37.1177	46.40 %
47	Sumaj, Martin	255	S	Min	65	10	19.41	2.8336	36.3274	45.41 %
48	Kainz, Dieter	294	S	Min	72	0	25.62	2.8103	36.0288	45.04 %
49	Labanc, Martin	102	S	Min	72	0	26.45	2.7221	34.8982	43.62 %
50	Rojko, Marek	133	S	Min	68	0	25.81	2.6346	33.7767	42.22 %
51	Popovic, Bohuslav	132	S	Min	66	0	25.14	2.6253	33.6570	42.07 %
52	Noga, Tadeusz	45	S	Min	64	0	24.67	2.5942	33.2589	41.57 %
53	Satalan, Victor Alex	188	S	Min	66	0	26.07	2.5316	32.4563	40.57 %
54	Szczesna, Anna	110	S	Min	69	10	23.43	2.5181	32.2832	40.35 %
55	Seiberl, Thomas	309	S	Min	71	10	24.39	2.5010	32.0638	40.08 %
56	Krupinski, Aleksander	48	S	Min	66	0	26.44	2.4962	32.0021	40.00 %
57	Schneider, Katharina	305	S	Maj	65	10	22.78	2.4144	30.9532	38.69 %
58	David, Jaroslav	220	S	Maj	65	10	23.02	2.3892	30.6305	38.29 %
59	Bicskei, Beata	141	S	Min	63	10	22.47	2.3587	30.2391	37.80 %
60	Smejkal, Martin	291	S	Min	66	30	15.62	2.3047	29.5473	36.93 %
61	Ribisch, Hans-Peter	266	S	Min	65	10	24.26	2.2671	29.0649	36.33 %
62	Leszczynska, Julia	83	S	Min	70	10	26.59	2.2565	28.9287	36.16 %
63	Egger, Thomas	5	S	Min	67	20	21.01	2.2370	28.6793	35.85 %
64	Richard, Davidhazi	140	S	Min	70	0	31.79	2.2020	28.2296	35.29 %
65	Kovac, Ondrej	U	S	Maj	75	0	34.53	2.1720	27.8459	34.81 %
66	Galstyan, Haykaz	191	S	Min	71	30	18.92	2.1670	27.7817	34.73 %
67	Hanulak, Jozef	183	S	Min	55	10	20.81	2.1624	27.7228	34.65 %
68	Winkler, Kilian	283	S	Min	56	0	26.21	2.1366	27.3916	34.24 %
69	Paroczai, Rita	336	S	Min	72	10	29.08	2.1320	27.3334	34.17 %

70	Keller, Richard	20	S	Min	67	10	27.68	2.0592	26.4001	33.00 %
71	Zsolt, Lazar	376	S	Min	65	20	21.86	2.0586	26.3912	32.99 %
72	Labanc, Daniel	103	S	Min	56	20	18.20	1.9780	25.3587	31.70 %
73	Azbukin, Denis	151	S	Min	61	20	21.15	1.9385	24.8525	31.07 %
74	Wakolbinger, Martin	321	S	Min	66	20	25.04	1.8371	23.5516	29.44 %
75	Soustar, Ivo	100	S	Maj	62	30	17.67	1.8110	23.2172	29.02 %
76	Szabo, Karoly	135	S	Min	74	20	30.77	1.7550	22.4990	28.12 %
77	Gal, Kristof	231	S	Maj	70	20	28.61	1.7476	22.4052	28.01 %
78	Zaluska, Witold	22	S	Min	58	20	23.12	1.6436	21.0714	26.34 %
79	Jarco, Barbara	237	S	Min	60	20	24.98	1.6013	20.5288	25.66 %
80	Bicsak, Laszlo Andras	79	S	Min	70	20	31.93	1.5659	20.0756	25.09 %
81	Kor-Hanak, Tibor	339	S	Min	62	30	21.23	1.5073	19.3240	24.15 %
82	Rzesniowiecki, Roman	86	S	Min	52	20	23.12	1.3841	17.7443	22.18 %
83	Sirtl, Andreas	354	S	Min	57	30	21.01	1.2851	16.4753	20.59 %
84	Palau, Marika	21	S	Min	58	20	47.31	0.8032	10.2974	12.87 %
85	Gal, Krisztian	230	S	Maj	0	0	0.00	0.0000	0.0000	0.00 %
86	(DQ) Hua, Wei		U	S	Maj					

Generated by PractiScore for Android (1.7.29 Xiaomi) at 2023-05-10 23:05 +0200

Mosquito Match 2023 HG & PCC - Stejdž 15 - 2023-05-07



Stage Results - Classic

Place	Name	No.	Class	Div	PF	Points	Pen	Time	Hit Factor	Stage Pts	Stage %
1	Cernigoj, Robert	344		C	Min	88	0	16.02	5.4931	90.0000	100.00 %
2	Batki, Gyorgy	381		C	Min	84	0	15.70	5.3503	87.6601	97.40 %
3	Miglecz, Gyula	171		C	Min	88	0	17.65	4.9858	81.6884	90.76 %
4	Behal, Jiri	213		C	Min	82	0	16.82	4.8751	79.8749	88.75 %
5	Fischer, Christoph	202		C	Min	80	0	17.09	4.6811	76.6956	85.22 %
6	Kala, Jakob	200		C	Min	82	0	17.54	4.6750	76.5961	85.11 %
7	Szczesny, Bartosz	324		C	Min	81	10	15.92	4.4598	73.0698	81.19 %
8	Szaszi, Csaba	374		C	Min	88	0	20.86	4.2186	69.1179	76.80 %
9	Staszczyk, Bartosz	111		C	Min	86	0	21.44	4.0112	65.7198	73.02 %
10	Poliacik, Martin	257		C	Min	86	0	21.56	3.9889	65.3540	72.62 %
11	Bobaly, Mihaly	373		C	Min	82	0	21.36	3.8390	62.8977	69.89 %
12	Kovar, Zbynek	46		C	Min	80	0	23.37	3.4232	56.0859	62.32 %
13	Busza, Marcin	112		C	Min	82	0	24.05	3.4096	55.8626	62.07 %
14	Rauscher, Dietmar	310		C	Maj	83	0	27.51	3.0171	49.4322	54.92 %
15	Robert, Farkas	136		C	Maj	86	0	31.25	2.7520	45.0890	50.10 %
16	Wieland, Gunter	23		C	Min	78	0	31.16	2.5032	41.0128	45.57 %
17	Vnucko, Jan	252		C	Min	77	10	29.99	2.2341	36.6033	40.67 %
18	Fischer, Manfred	267		C	Min	62	20	23.38	1.7964	29.4325	32.70 %

Stage Results - Open

Place	Name	No.	Class	Div	PF	Points	Pen	Time	Hit Factor	Stage Pts	Stage %
1	Havlicek, Miroslav	368		O	Maj	85	0	13.42	6.3338	90.0000	100.00 %
2	Henes, Zdenek	189		O	Maj	86	0	13.61	6.3189	89.7876	99.76 %
3	Barkanyi, Laszlo	335		O	Maj	88	0	14.50	6.0690	86.2364	95.82 %
4	Tomaini, Fabio	251		O	Maj	87	0	15.45	5.6311	80.0142	88.90 %
5	Samek, Petr	115		O	Maj	88	0	15.73	5.5944	79.4932	88.33 %
6	Sera, Martina	342		O	Maj	84	0	15.19	5.5300	78.5774	87.31 %
7	Kutschi, Lukas	298		O	Maj	81	0	15.45	5.2427	74.4959	82.77 %
8	Elkobi, Eliyahu	357		O	Maj	85	0	16.55	5.1360	72.9789	81.09 %
9	Pawlik, Celina	325		O	Maj	82	0	16.72	4.9043	69.6873	77.43 %
10	Weber, Gunter	273		O	Maj	87	0	17.85	4.8739	69.2560	76.95 %
11	Maierhofer, Christian	320		O	Maj	87	0	17.94	4.8495	68.9085	76.57 %
12	Novotny, Jaroslav	346		O	Maj	87	0	18.05	4.8199	68.4886	76.10 %
13	Sery, Jiri	343		O	Maj	88	0	18.46	4.7671	67.7372	75.26 %
14	Zeindl, Stefan	3		O	Maj	88	0	18.52	4.7516	67.5177	75.02 %
15	Kneringer, Mario	6		O	Maj	82	10	15.50	4.6452	66.0050	73.34 %
16	Roland, Pap	337		O	Maj	75	0	16.37	4.5816	65.1012	72.33 %
17	Eisl, Alexander	314		O	Maj	86	0	18.98	4.5311	64.3841	71.54 %
18	Muller, Georg	186		O	Maj	84	0	18.55	4.5283	64.3445	71.49 %
19	Rossetto, Denny	352		O	Min	70	0	16.12	4.3424	61.7034	68.56 %
20	Kocian, Norbert	180		O	Maj	82	0	19.11	4.2909	60.9718	67.75 %

21	Steurer, Margit	272	O	Maj	86	0	20.38	4.2198	59.9612	66.62 %
22	Aigner, Michael	302	O	Maj	90	0	21.88	4.1133	58.4482	64.94 %
23	Nandor, Reider	340	O	Maj	82	10	18.08	3.9823	56.5862	62.87 %
24	Gibart, Banyai	338	O	Maj	86	0	21.63	3.9760	56.4960	62.77 %
25	Till, Raphael	319	O	Maj	84	0	21.21	3.9604	56.2749	62.53 %
26	Aigner, Edeltraut	303	O	Maj	85	0	21.89	3.8831	55.1759	61.31 %
27	Dvorak, Andrea	315	O	Maj	86	0	22.83	3.7670	53.5265	59.47 %
28	Kwiatkowski, Roland	275	O	Maj	87	0	23.77	3.6601	52.0075	57.79 %
29	Gerencser, Miklos	55	O	Maj	88	0	25.03	3.5158	49.9572	55.51 %
30	Willhalm, Klaus	318	O	Maj	87	0	25.66	3.3905	48.1769	53.53 %
31	Zacek, Milan	81	O	Maj	86	0	27.93	3.0791	43.7526	48.61 %
32	Kneringer, Sandra	7	O	Maj	84	0	27.85	3.0162	42.8578	47.62 %
33	Geerts, Hans	33	O	Maj	85	0	30.01	2.8324	40.2466	44.72 %
34	Nahule, Ahmad	358	O	Min	78	0	31.42	2.4825	35.2748	39.19 %
35	Lazorik, Maros	127	O	Maj	80	10	28.90	2.4221	34.4173	38.24 %
36	Adler, Franz	276	O	Maj	74	30	24.23	1.8159	25.8033	28.67 %
37	(DQ) Halpern, Shalom		O	Maj						
38	(DQ) Eitan, Gill		O	Maj						

Stage Results - PCC

Place	Name	No.	Class	Div	PF	Points	Pen	Time	Hit Factor	Stage Pts	Stage %
1	Szyszka, Amadeusz	261		PCC	Min	86	0	12.13	7.0899	90.0000	100.00 %
2	Fedor, Marian	156		PCC	Min	90	0	13.23	6.8027	86.3550	95.95 %
3	Thaler, Martin	199		PCC	Min	86	0	13.34	6.4468	81.8366	90.93 %
4	Hajnsek, Kristjan	349		PCC	Min	86	0	14.23	6.0436	76.7182	85.24 %
5	Palka, Jan	225		PCC	Min	80	0	13.61	5.8780	74.6168	82.91 %
6	Karlin, Marcus	214		PCC	Min	86	0	15.01	5.7295	72.7315	80.81 %
7	Scepko, Samuel	163		PCC	Min	86	0	15.51	5.5448	70.3868	78.21 %
8	Gromovas, Andrejus	143		PCC	Min	88	0	16.15	5.4489	69.1696	76.86 %
9	Bulko, Peter	153		PCC	Min	90	0	16.55	5.4381	69.0318	76.70 %
10	Popiolek, Grzegorz	146		PCC	Min	82	0	15.14	5.4161	68.7532	76.39 %
11	Moretti, Nico	234		PCC	Min	84	0	15.52	5.4124	68.7056	76.34 %
12	Pevek, Markus	217		PCC	Min	84	0	15.52	5.4124	68.7056	76.34 %
13	Szarvas, Peter	169		PCC	Min	90	0	16.68	5.3957	68.4938	76.10 %
14	Halasi, Gergely	379		PCC	Min	84	0	15.63	5.3743	68.2221	75.80 %
15	Synek, Milos	69		PCC	Min	86	0	16.17	5.3185	67.5139	75.02 %
16	Meles, Radovan	249		PCC	Min	86	0	16.23	5.2988	67.2643	74.74 %
17	Moraru, Andrei	147		PCC	Min	80	0	15.26	5.2425	66.5488	73.94 %
18	Ambrus, Oliver	167		PCC	Min	88	0	16.80	5.2381	66.4934	73.88 %
19	Krychl, Michael	216		PCC	Min	88	0	17.04	5.1643	65.5568	72.84 %
20	Nagy, Ernest	330		PCC	Min	86	0	16.68	5.1559	65.4496	72.72 %
21	Tomascin, Andrej	247		PCC	Min	76	0	14.95	5.0836	64.5323	71.70 %
22	Veres, Robert	260		PCC	Min	82	0	16.21	5.0586	64.2149	71.35 %
23	Kubac, Vitezslav	68		PCC	Min	84	0	16.66	5.0420	64.0043	71.12 %
24	Boca, Rastislav	155		PCC	Min	84	0	16.97	4.9499	62.8351	69.82 %
25	Kastl, Christoph	265		PCC	Min	86	0	17.38	4.9482	62.8136	69.79 %
26	Waldschutz, Wolfgang	218		PCC	Min	88	0	17.80	4.9438	62.7578	69.73 %
27	Ladisich, Robert	263		PCC	Min	84	0	17.43	4.8193	61.1768	67.97 %
28	Jozsef, Hodi	139		PCC	Min	82	0	17.16	4.7786	60.6599	67.40 %
29	Ebner, Christoph	286		PCC	Min	86	0	18.07	4.7593	60.4151	67.13 %
30	Prandstotter, Martin	299		PCC	Min	80	0	16.99	4.7087	59.7725	66.41 %
31	Kominek, Jiri	212		PCC	Min	82	0	17.57	4.6670	59.2444	65.83 %
32	Jakube, Patrik	158		PCC	Min	84	0	18.07	4.6486	59.0101	65.57 %
33	Sirk, Julius	296		PCC	Min	82	0	17.71	4.6302	58.7760	65.31 %
34	Bajc, Ernest	223		PCC	Min	84	0	18.48	4.5455	57.7008	64.11 %
35	Kiss, Gabor	168		PCC	Min	88	0	19.69	4.4693	56.7338	63.04 %
36	Flajszer, Kamil	74		PCC	Min	88	0	19.79	4.4467	56.4471	62.72 %
37	Palmai, Adam	172		PCC	Min	79	10	15.70	4.3949	55.7897	61.99 %
38	Novak, Lubor	190		PCC	Min	86	0	19.77	4.3500	55.2200	61.36 %
39	Coroban, Iurie	125		PCC	Min	80	10	16.13	4.3397	55.0895	61.21 %
40	Busolin, Pavel	77		PCC	Min	84	0	19.62	4.2813	54.3482	60.39 %

41	Ferenc, Karadi	174	PCC	Min	80	0	18.94	4.2239	53.6185	59.58 %
42	Thalmann, Daniel	288	PCC	Min	82	0	19.97	4.1062	52.1243	57.92 %
43	Lenzelbauer, Peter	121	PCC	Min	80	0	19.53	4.0963	51.9987	57.78 %
44	Berger, Franz	206	PCC	Min	82	0	20.13	4.0735	51.7100	57.46 %
45	Norbert, Kara	175	PCC	Min	80	0	19.71	4.0589	51.5238	57.25 %
46	Spratek, Dusan	246	PCC	Min	84	0	21.03	3.9943	50.7043	56.34 %
47	Semic, Matija	222	PCC	Min	74	20	13.80	3.9130	49.6729	55.19 %
48	Weissl, Martin	204	PCC	Min	90	0	23.07	3.9012	49.5222	55.02 %
49	Kisters, Rob	36	PCC	Min	88	0	22.80	3.8596	48.9951	54.44 %
50	Jozsef, Santa	380	PCC	Min	90	0	23.55	3.8217	48.5128	53.90 %
51	Kubus, Mats	242	PCC	Min	78	0	21.40	3.6449	46.2685	51.41 %
52	Szundi, Andrej	164	PCC	Min	76	0	21.32	3.5647	45.2513	50.28 %
53	Hars, Roland	382	PCC	Min	90	10	23.00	3.4783	44.1537	49.06 %
54	Sotet, Gabor	38	PCC	Min	80	0	24.48	3.2680	41.4843	46.09 %
55	Erdelyi, Lilla	176	PCC	Min	86	0	26.46	3.2502	41.2585	45.84 %
56	Riedhart, Hermann	284	PCC	Min	84	0	27.16	3.0928	39.2604	43.62 %
57	Kerber, Gerald	268	PCC	Min	86	0	28.13	3.0572	38.8091	43.12 %
58	Jud, Manfred	297	PCC	Min	82	0	27.08	3.0281	38.4388	42.71 %
59	Radolec, Milan	59	PCC	Min	88	0	29.73	2.9600	37.5744	41.75 %
60	Muehlegger, Sarah	306	PCC	Min	71	10	21.16	2.8828	36.5948	40.66 %
61	Ladisich, Sonja	264	PCC	Min	82	0	30.03	2.7306	34.6628	38.51 %
62	Rehak, Michael	219	PCC	Min	68	60	18.82	0.4251	5.3960	6.00 %

Stage Results - Production

Place	Name	No.	Class	Div	PF	Points	Pen	Time	Hit Factor	Stage Pts	Stage %
1	Stepan, Michal	221		P	Min	88	0	15.33	5.7404	90.0000	100.00 %
2	Majstorovic, Davor	13		P	Min	84	0	15.47	5.4299	85.1316	94.59 %
3	Bindik, Franta	363		P	Min	86	0	16.04	5.3616	84.0613	93.40 %
4	Momcilovic, Ljubisa	15		P	Min	86	0	16.17	5.3185	83.3855	92.65 %
5	Chmura, Tomas	245		P	Min	82	0	15.58	5.2632	82.5179	91.69 %
6	Szundi, Mate	162		P	Min	78	0	15.25	5.1148	80.1912	89.10 %
7	Tomolya, Stepan	350		P	Min	82	0	16.26	5.0431	79.0670	87.85 %
8	Popovic, Aleksa	17		P	Min	78	0	15.71	4.9650	77.8432	86.49 %
9	Vysny, Marian	244		P	Min	80	0	16.26	4.9200	77.1385	85.71 %
10	Nemcova, Petra	122		P	Min	88	0	18.46	4.7671	74.7400	83.04 %
11	Ulreich, Rainer	117		P	Min	86	0	18.16	4.7357	74.2480	82.50 %
12	Simon, Heiligenbrunner	209		P	Min	84	0	18.12	4.6358	72.6814	80.76 %
13	Tobias, Matyas	19		P	Min	88	0	19.08	4.6122	72.3113	80.35 %
14	Sedy, Roman		U	P	Min	86	0	18.84	4.5648	71.5681	79.52 %
15	Iacomini, Stefano	334		P	Min	88	0	19.45	4.5244	70.9357	78.82 %
16	Liehne, Jan	371		P	Min	82	0	18.19	4.5080	70.6778	78.53 %
17	Michalec, Lubomir	119		P	Min	82	0	18.45	4.4444	69.6818	77.42 %
18	Cimos, Donatas	106		P	Min	78	0	17.60	4.4318	69.4839	77.20 %
19	Polievka, Lubomir	85		P	Min	80	0	18.31	4.3692	68.5021	76.11 %
20	Momcilovic, Snezana	16		P	Min	82	0	18.77	4.3687	68.4938	76.10 %
21	Obermajer, Attila	378		P	Min	86	0	19.76	4.3522	68.2360	75.82 %
22	Dolezal, Philipp	262		P	Min	82	0	18.86	4.3478	68.1670	75.74 %
23	Sliva, Tomas	49		P	Min	82	0	18.93	4.3317	67.9149	75.46 %
24	Cumova, Miroslava	224		P	Min	88	0	20.40	4.3137	67.6324	75.15 %
25	drimaj, Peter	124		P	Min	86	0	20.43	4.2095	65.9982	73.33 %
26	Cemsak, Martin	250		P	Min	76	0	18.43	4.1237	64.6532	71.84 %
27	Vancura, Jan	201		P	Min	86	0	20.90	4.1148	64.5140	71.68 %
28	Talpas, Jozef	84		P	Min	72	0	17.62	4.0863	64.0661	71.18 %
29	Bednarik, Marian	179		P	Min	76	0	18.88	4.0254	63.1122	70.12 %
30	Gasteiger, Klaus	205		P	Min	79	10	17.18	4.0163	62.9692	69.97 %
31	Trencan, Peter	256		P	Min	84	0	20.97	4.0057	62.8034	69.78 %
32	Tomcala, Peter	31		P	Min	84	0	21.02	3.9962	62.6540	69.62 %
33	Lengauer, Timo	232		P	Min	80	0	20.16	3.9683	62.2159	69.13 %
34	Najmonova, Hana	367		P	Min	82	0	20.84	3.9347	61.6905	68.54 %
35	Tichy, Lukas	97		P	Min	82	0	20.93	3.9178	61.4252	68.25 %
36	Dzuho, Elvir	42		P	Min	74	0	19.20	3.8542	60.4272	67.14 %

37	Weissnegger, Barbara	116		P	Min	88	0	22.96	3.8328	60.0915	66.77 %
38	Kreutz, Erich	182		P	Min	82	0	21.61	3.7945	59.4923	66.10 %
39	Balazs, Zoltan		U	P	Min	84	0	22.29	3.7685	59.0842	65.65 %
40	Cipkus, Zilvinas	109		P	Min	72	0	19.31	3.7286	58.4591	64.95 %
41	Velic, Miroslav	154		P	Min	84	0	22.59	3.7185	58.2995	64.78 %
42	Simek, Lukas		Trieda	P	Min	80	0	21.58	3.7071	58.1220	64.58 %
43	Istvan, Bujdoso	27		P	Min	82	0	22.38	3.6640	57.4455	63.83 %
44	Rajman, Jiri	369		P	Min	86	0	23.48	3.6627	57.4252	63.81 %
45	Saric, Goran	14		P	Min	86	0	24.34	3.5333	55.3962	61.55 %
46	Ruzicka, Milan	88		P	Min	78	0	22.70	3.4361	53.8729	59.86 %
47	Bindhammer, Christoph	280		P	Min	74	0	21.58	3.4291	53.7628	59.74 %
48	Mindek, Martin	32		P	Min	76	0	23.19	3.2773	51.3825	57.09 %
49	Vielhaber, Gunther	270		P	Min	76	0	23.24	3.2702	51.2719	56.97 %
50	Polak, Peter	253		P	Min	81	10	21.77	3.2614	51.1331	56.81 %
51	Krejcirova, Lenka	229		P	Min	76	0	23.38	3.2506	50.9649	56.63 %
52	Popluhar, Patrik	181		P	Min	72	0	23.08	3.1196	48.9101	54.34 %
53	Kugler, Karol	89		P	Min	80	0	25.88	3.0912	48.4649	53.85 %
54	Sciranka, Martin	10		P	Min	80	0	26.02	3.0746	48.2042	53.56 %
55	Pancik, Vladimir	96		P	Min	74	0	24.11	3.0693	48.1212	53.47 %
56	Czuczor, Zsolt	73		P	Min	74	0	24.39	3.0340	47.5688	52.85 %
57	Sneberger, Jakob	123		P	Min	70	20	16.51	3.0285	47.4816	52.76 %
58	Kastner, Kerstin	192		P	Min	76	0	25.47	2.9839	46.7828	51.98 %
59	Leonardelli, Laura	248		P	Min	76	0	25.53	2.9769	46.6729	51.86 %
60	Brezina, Marek	240		P	Min	71	10	20.93	2.9145	45.6944	50.77 %
61	Gahir ml., Marek		U	P	Min	84	10	25.87	2.8605	44.8474	49.83 %
62	Kendlbacher, Florian	304		P	Min	65	10	19.87	2.7680	43.3977	48.22 %
63	Gheorghii, Caldarari	150		P	Min	72	20	18.85	2.7586	43.2508	48.06 %
64	Pils, Lukas	312		P	Min	76	0	27.74	2.7397	42.9545	47.73 %
65	Bakalar, Martin	28		P	Min	77	10	24.59	2.7247	42.7187	47.47 %
66	Man, Jakob	351		P	Min	65	10	20.25	2.7160	42.5833	47.31 %
67	Musial, Pawel	24		P	Min	72	0	27.60	2.6087	40.9002	45.44 %
68	Lennert, Adam	281		P	Min	74	0	28.45	2.6011	40.7804	45.31 %
69	Racek, Jarda	99		P	Min	68	20	19.15	2.5065	39.2984	43.66 %
70	Dipa, Dzenan	41		P	Min	81	10	29.19	2.4323	38.1352	42.37 %
71	Gadek, Wojciech	56		P	Min	68	20	19.80	2.4242	38.0083	42.23 %
72	Reiter, Celine	233		P	Min	70	0	29.90	2.3411	36.7053	40.78 %
73	Siklosi, Aliz	78		P	Min	72	0	32.34	2.2263	34.9055	38.78 %
74	Varos, Peter	243		P	Min	81	20	28.17	2.1654	33.9504	37.72 %
75	Moser, Werner	279		P	Min	73	10	29.74	2.1184	33.2125	36.90 %
76	Kupcak, Vladimir	62		P	Min	83	10	36.69	1.9896	31.1944	34.66 %
77	Zax, Vladlen	361		P	Min	63	10	28.61	1.8525	29.0442	32.27 %
78	(DQ) Tkacenko, Vladimir			P	Min						

Stage Results - Production Optics

Place	Name	No.	Class	Div	PF	Points	Pen	Time	Hit Factor	Stage Pts	Stage %
1	Zapletal, Miroslav	327		PO	Min	90	0	13.62	6.6079	90.0000	100.00 %
2	Keppel, Dylan	331		PO	Min	86	0	14.03	6.1297	83.4868	92.76 %
3	Zencar jr., Pavol	144		PO	Min	86	0	14.79	5.8147	79.1968	88.00 %
4	Hrnciarik, Andrej	126		PO	Min	88	0	15.47	5.6884	77.4764	86.08 %
5	Pavlik, Jan	145		PO	Min	90	0	16.65	5.4054	73.6216	81.80 %
6	Pijacek, Petr	300		PO	Min	82	0	15.30	5.3595	72.9961	81.11 %
7	Slavik, Daniel	101		PO	Min	78	0	14.57	5.3535	72.9142	81.02 %
8	Kan, Peter	75		PO	Min	84	0	16.22	5.1788	70.5351	78.37 %
9	Kubica, Dusan	70		PO	Min	86	0	16.69	5.1528	70.1809	77.98 %
10	Maska, Richard	226		PO	Min	82	0	16.21	5.0586	68.8982	76.55 %
11	Rief, Martin	196		PO	Min	88	0	17.47	5.0372	68.6068	76.23 %
12	Cooper, Justin	322		PO	Min	82	0	16.41	4.9970	68.0585	75.62 %
13	Mayrhofer, Christoph	313		PO	Min	88	0	18.03	4.8808	66.4759	73.86 %
14	Volk, Alexander	326		PO	Min	80	0	16.41	4.8751	66.3985	73.78 %
15	Skvarenina, Andrej	227		PO	Min	80	0	16.55	4.8338	65.8369	73.15 %
16	Nemcok, Libor	235		PO	Min	82	0	16.99	4.8264	65.7351	73.04 %

17	Barancik, Ivan	254		PO	Min	86	0	18.08	4.7566	64.7854	71.98 %
18	Holubowski, Tomasz	323		PO	Min	80	0	16.87	4.7421	64.5880	71.76 %
19	Michalak, Norbert	329		PO	Min	88	0	18.74	4.6958	63.9573	71.06 %
20	Majling, Andrej	53		PO	Min	80	0	17.09	4.6811	63.7566	70.84 %
21	Cruz, Oliver	118		PO	Min	82	0	17.93	4.5733	62.2889	69.21 %
22	Dacic, Dimitrije	18		PO	Min	84	0	18.55	4.5283	61.6755	68.53 %
23	Gardian, Michal	347		PO	Min	84	0	18.55	4.5283	61.6755	68.53 %
24	Venturato, Giulia	114		PO	Min	76	0	16.84	4.5131	61.4679	68.30 %
25	Penov, Andon	157		PO	Min	84	0	18.67	4.4992	61.2791	68.09 %
26	Ritter, Jakob	269		PO	Min	79	10	15.40	4.4805	61.0247	67.81 %
27	Kubicova Bopkova, Eniko	71		PO	Min	90	0	20.15	4.4665	60.8337	67.59 %
28	Hollosi, Nikolette	12		PO	Min	86	0	19.41	4.4307	60.3462	67.05 %
29	Galazka, Marcin	328		PO	Min	74	0	16.72	4.4258	60.2799	66.98 %
30	Kobos, Krzysztof	348		PO	Min	82	0	18.67	4.3921	59.8200	66.47 %
31	Gebhardt, Jurgen	194		PO	Min	76	0	17.73	4.2865	58.3824	64.87 %
32	Sartor, Marco	113		PO	Min	82	10	16.85	4.2730	58.1982	64.66 %
33	Binkevicius, Ramunas	108		PO	Min	80	0	18.81	4.2531	57.9266	64.36 %
34	Hukel, Miroslav	93		PO	Min	90	0	21.39	4.2076	57.3072	63.67 %
35	Pitonak, Martin	236		PO	Min	80	0	19.53	4.0963	55.7911	61.99 %
36	Hatar, Jakub	87		PO	Min	72	0	17.66	4.0770	55.5289	61.70 %
37	Vanco, Jan	91		PO	Min	86	0	21.11	4.0739	55.4865	61.65 %
38	Adamec, Lubos	34		PO	Min	73	10	16.00	3.9375	53.6288	59.59 %
39	Horvath, Beata Zsanett	332		PO	Min	82	0	21.02	3.9010	53.1323	59.04 %
40	Satalan, Ovidiu Alex	187		PO	Min	84	0	21.77	3.8585	52.5531	58.39 %
41	Stettin, Andreas	4		PO	Min	82	0	21.46	3.8211	52.0429	57.83 %
42	Hofer, Christian	293		PO	Min	82	0	21.75	3.7701	51.3490	57.05 %
43	Redecki, Tomasz		Trieda	PO	Min	78	0	20.72	3.7645	51.2722	56.97 %
44	Chalupa, Cyril	35		PO	Min	86	0	22.90	3.7555	51.1493	56.83 %
45	Zakupszky, Norbert	50		PO	Min	84	0	22.79	3.6858	50.2010	55.78 %
46	Streber, Jurgen	311		PO	Min	84	0	24.12	3.4826	47.4328	52.70 %
47	Mock, Dieter	287		PO	Min	74	0	21.60	3.4259	46.6611	51.85 %
48	Stefaniak, Sebastian	67		PO	Min	80	0	23.83	3.3571	45.7239	50.80 %
49	Fichtinger, Markus	25		PO	Min	74	0	22.94	3.2258	43.9355	48.82 %
50	Eder, Robert	308		PO	Min	84	0	26.37	3.1854	43.3857	48.21 %
51	Kovacs, Attila	375		PO	Min	77	10	21.72	3.0847	42.0138	46.68 %
52	Zalejsky, Rostislav	301		PO	Min	80	10	24.84	2.8180	38.3816	42.65 %
53	Wuhrleitner, Roland	317		PO	Min	80	0	32.01	2.4992	34.0394	37.82 %
54	Talakic, Alan	54		PO	Min	82	10	30.26	2.3794	32.4071	36.01 %
55	Muhlegger, Bernhard	307		PO	Min	77	10	33.55	1.9970	27.1994	30.22 %
56	Zakupszky, Gabor	51		PO	Min	71	10	33.18	1.8385	25.0398	27.82 %
57	Fujasova, Zuzana		U	PO	Min	70	20	31.50	1.5873	21.6190	24.02 %
58	Klepac, Ilja	211		PO	Min	60	60	23.12	0.0000	0.0000	0.00 %
59	(DQ) Siska, Milos			PO	Min						
60	(DQ) Fellner, Manfred		Trieda	PO	Min						

Stage Results - Revolver

Place	Name	No.	Class	Div	PF	Points	Pen	Time	Hit Factor	Stage Pts	Stage %
1	Kirchweger, Hermann	316		R	Min	88	0	24.32	3.6184	90.0000	100.00 %
2	Kroiss, Robert	207		R	Min	72	0	21.64	3.3272	82.7558	91.95 %
3	Mark, Szegedi	138		R	Min	84	0	30.36	2.7668	68.8178	76.46 %
4	Kormanyos, Maria	37		R	Min	80	0	29.84	2.6810	66.6829	74.09 %

Stage Results - Standard

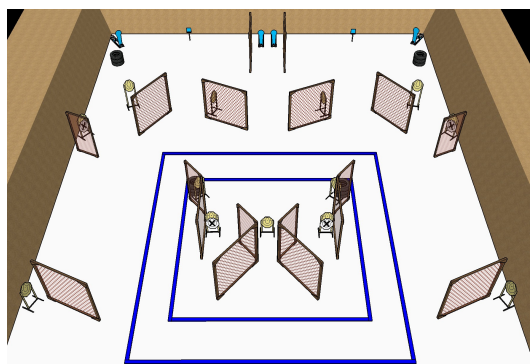
Place	Name	No.	Class	Div	PF	Points	Pen	Time	Hit Factor	Stage Pts	Stage %
1	Liehne, Zdenek	365		S	Maj	85	0	15.32	5.5483	90.0000	100.00 %
2	Znamenacek, Petr	364		S	Maj	87	0	16.45	5.2888	85.7898	95.32 %
3	Stranz, Jurgen	152		S	Min	82	0	15.85	5.1735	83.9203	93.24 %
4	Galstyan, Haykaz	191		S	Min	88	0	17.69	4.9746	80.6932	89.66 %
5	Mueller, Sergej	353		S	Maj	82	0	16.80	4.8810	79.1748	87.97 %
6	Koller, Hans Georg	203		S	Maj	82	0	16.94	4.8406	78.5205	87.24 %

7	Kopunec, Peter	80	S	Maj	83	0	17.59	4.7186	76.5411	85.05 %
8	Cimos, Lech	107	S	Min	82	0	17.54	4.6750	75.8345	84.26 %
9	Rakusan, Josef	366	S	Maj	89	0	19.50	4.5641	74.0351	82.26 %
10	Koc, Marcin	82	S	Min	84	0	18.77	4.4752	72.5934	80.66 %
11	Mongel, Egon	120	S	Min	86	0	19.35	4.4444	72.0941	80.10 %
12	Kvasnica, Juraj	30	S	Min	84	0	19.11	4.3956	71.3019	79.22 %
13	Schneider, Katharina	305	S	Maj	86	0	19.71	4.3633	70.7773	78.64 %
14	Smejkal, Martin	291	S	Min	86	0	19.74	4.3566	70.6698	78.52 %
15	Soustar, Ivo	100	S	Maj	87	0	20.35	4.2752	69.3485	77.05 %
16	Ridoskova, Alexandra	161	S	Min	82	0	19.24	4.2620	69.1339	76.82 %
17	Zdesar, Franci	345	S	Maj	87	0	20.49	4.2460	68.8747	76.53 %
18	Misik, Peter	184	S	Min	86	0	20.51	4.1931	68.0166	75.57 %
19	Ciesielski, Marcin	11	S	Maj	89	0	21.30	4.1784	67.7786	75.31 %
20	Albrecht, Zoltan	377	S	Maj	81	0	19.40	4.1753	67.7276	75.25 %
21	Benesch, Thomas	295	S	Maj	82	10	17.38	4.1427	67.1994	74.67 %
22	Mikula, Jozef	259	S	Maj	86	0	20.84	4.1267	66.9396	74.38 %
23	Biedermann, Thomas	2	S	Maj	82	0	19.96	4.1082	66.6401	74.04 %
24	Potocky, Peter	95	S	Maj	86	0	21.71	3.9613	64.2571	71.40 %
25	Stanislav, Spevak	360	S	Min	76	0	19.66	3.8657	62.7065	69.67 %
26	Pasztor, Viktor	105	S	Min	84	10	19.38	3.8184	61.9384	68.82 %
27	Racek, Jaroslav	98	S	Min	86	0	22.53	3.8171	61.9184	68.80 %
28	Gal, Kristof	231	S	Maj	73	0	19.24	3.7942	61.5460	68.38 %
29	Botkova, Zuzana	333	S	Min	84	0	23.25	3.6129	58.6055	65.12 %
30	Wakolbinger, Martin	321	S	Min	84	0	23.93	3.5102	56.9402	63.27 %
31	Bicskei, Beata	141	S	Min	74	0	21.31	3.4725	56.3288	62.59 %
32	Gazdik, Lukas	129	S	Min	79	10	20.19	3.4175	55.4364	61.60 %
33	Seiberl, Thomas	309	S	Min	84	0	24.71	3.3994	55.1428	61.27 %
34	Stanko, Lubomir	44	S	Min	82	0	24.35	3.3676	54.6257	60.70 %
35	Egger, Thomas	5	S	Min	80	0	24.02	3.3306	54.0256	60.03 %
36	Molitor, Armin	282	S	Min	86	0	25.89	3.3217	53.8826	59.87 %
37	Zsolt, Lazar	376	S	Min	78	0	23.72	3.2884	53.3411	59.27 %
38	David, Jaroslav	220	S	Maj	83	0	25.33	3.2767	53.1527	59.06 %
39	Mikes, Filip	29	S	Maj	84	0	25.97	3.2345	52.4674	58.30 %
40	Winkler, Kilian	283	S	Min	72	0	22.30	3.2287	52.3733	58.19 %
41	Brandstetter, Wolfgang	198	S	Min	74	0	22.96	3.2230	52.2808	58.09 %
42	Azbukin, Denis	151	S	Min	84	0	26.15	3.2122	52.1063	57.90 %
43	Zebegney, Robert	258	S	Min	80	10	21.89	3.1978	51.8722	57.64 %
44	Krupinski, Aleksander	48	S	Min	80	0	25.25	3.1683	51.3938	57.10 %
45	Muller, Alexander	355	S	Maj	81	20	19.31	3.1590	51.2425	56.94 %
46	Kurczewski, Slavek	90	S	Min	74	0	23.46	3.1543	51.1665	56.85 %
47	Zaluska, Witold	22	S	Min	76	0	24.13	3.1496	51.0903	56.77 %
48	Pajor, Zoltan	134	S	Min	74	0	23.65	3.1290	50.7555	56.39 %
49	Rojko, Marek	133	S	Min	74	0	24.14	3.0655	49.7252	55.25 %
50	Pancik, Lubomir	94	S	Min	82	0	27.24	3.0103	48.8303	54.26 %
51	Sirtl, Andreas	354	S	Min	80	0	26.61	3.0064	48.7672	54.19 %
52	Richard, Davidhazi	140	S	Min	86	0	28.90	2.9758	48.2706	53.63 %
53	Labanc, Martin	102	S	Min	82	0	27.71	2.9592	48.0020	53.34 %
54	Leszczynska, Julia	83	S	Min	84	0	28.62	2.9350	47.6093	52.90 %
55	Noga, Tadeusz	45	S	Min	80	0	27.29	2.9315	47.5520	52.84 %
56	Schmidt, Ferdinand	292	S	Min	81	10	24.22	2.9315	47.5518	52.84 %
57	Bicsak, Laszlo Andras	79	S	Min	82	0	27.99	2.9296	47.5218	52.80 %
58	Baar, Alexander	208	S	Min	73	10	21.62	2.9140	47.2680	52.52 %
59	Kosikova, Simona	92	S	Min	75	10	22.33	2.9109	47.2179	52.46 %
60	Velicko, Laurius	104	S	Maj	76	10	22.79	2.8960	46.9766	52.20 %
61	Kor-Hanak, Tibor	339	S	Min	74	10	22.17	2.8868	46.8270	52.03 %
62	Popovic, Bohuslav	132	S	Min	80	0	27.97	2.8602	46.3959	51.55 %
63	Szczesna, Anna	110	S	Min	80	0	28.09	2.8480	46.1977	51.33 %
64	Siska, Michal	178	S	Min	71	10	21.85	2.7918	45.2857	50.32 %
65	Marek, Petr	290	S	Min	73	10	23.03	2.7356	44.3740	49.30 %
66	Gombalik, Ladislav	128	S	Min	75	10	23.86	2.7242	44.1901	49.10 %
67	Kovacs, Gyula	137	S	Min	73	10	23.27	2.7073	43.9164	48.80 %
68	Szalai, Laszlo	52	S	Maj	80	10	26.15	2.6769	43.4219	48.25 %

69	Kovac, Ondrej		U	S	Maj	83	0	31.05	2.6731	43.3610	48.18 %
70	Rzesniowiecki, Roman	86		S	Min	80	0	30.25	2.6446	42.8990	47.67 %
71	Kainz, Dieter	294		S	Min	86	10	29.13	2.6090	42.3210	47.02 %
72	Szabo, Karoly	135		S	Min	74	0	29.26	2.5290	41.0242	45.58 %
73	Labanc, Daniel	103		S	Min	65	10	21.76	2.5276	41.0002	45.56 %
74	Sumaj, Martin	255		S	Min	71	10	24.15	2.5259	40.9727	45.53 %
75	Ribisch, Hans-Peter	266		S	Min	80	0	31.91	2.5071	40.6673	45.19 %
76	Horzinger, Gerhard	274		S	Maj	81	10	29.19	2.4323	39.4554	43.84 %
77	Hanulak, Jozef	183		S	Min	75	20	24.50	2.2449	36.4149	40.46 %
78	Paroczai, Rita	336		S	Min	75	10	34.40	1.8895	30.6505	34.06 %
79	Wurm, Adrian	8		S	Min	70	30	25.50	1.5686	25.4450	28.27 %
80	Jarco, Barbara	237		S	Min	56	20	23.01	1.5645	25.3786	28.20 %
81	Mayr, Matthias	285		S	Min	68	40	20.23	1.3841	22.4515	24.95 %
82	Palau, Marika	21		S	Min	76	0	55.00	1.3818	22.4147	24.91 %
83	Satalan, Victor Alex	188		S	Min	62	20	34.79	1.2072	19.5829	21.76 %
84	Keller, Richard	20		S	Min	66	60	26.32	0.2280	3.6978	4.11 %
85	Gal, Krisztian	230		S	Maj	0	0	0.00	0.0000	0.0000	0.00 %
86	(DQ) Hua, Wei		U	S	Maj						

Generated by PractiScore for Android (1.7.29 Xiaomi) at 2023-05-10 23:06 +0200

Mosquito Match 2023 HG & PCC - Stejdž 16 - 2023-05-07



Stage Results - Classic

Place	Name	No.	Class	Div	PF	Points	Pen	Time	Hit Factor	Stage Pts	Stage %
1	Cernigoj, Robert	344		C	Min	154	0	22.80	6.7544	160.0000	100.00 %
2	Szczesny, Bartosz	324		C	Min	148	0	22.08	6.7029	158.7804	99.24 %
3	Kala, Jakub	200		C	Min	156	0	27.10	5.7565	136.3608	85.23 %
4	Behal, Jiri	213		C	Min	152	0	27.55	5.5172	130.6941	81.68 %
5	Migleczy, Gyula	171		C	Min	152	0	28.01	5.4266	128.5478	80.34 %
6	Fischer, Christoph	202		C	Min	154	0	28.67	5.3715	127.2410	79.53 %
7	Batki, Gyorgy	381		C	Min	152	0	29.12	5.2198	123.6478	77.28 %
8	Kovar, Zbynek	46		C	Min	152	0	30.53	4.9787	117.9372	73.71 %
9	Staszczyk, Bartosz	111		C	Min	152	0	31.00	4.9032	116.1491	72.59 %
10	Bobaly, Mihaly	373		C	Min	152	0	33.99	4.4719	105.9318	66.21 %
11	Busza, Marcin	112		C	Min	152	0	35.04	4.3379	102.7575	64.22 %
12	Szaszi, Csaba	374		C	Min	152	0	36.41	4.1747	98.8911	61.81 %
13	Poliacik, Martin	257		C	Min	145	10	34.17	3.9508	93.5886	58.49 %
14	Rauscher, Dietmar	310		C	Maj	150	0	39.02	3.8442	91.0622	56.91 %
15	Vnucko, Jan	252		C	Min	150	0	40.99	3.6594	86.6857	54.18 %
16	Fischer, Manfred	267		C	Min	146	0	44.99	3.2452	76.8725	48.05 %
17	Wieland, Gunter	23		C	Min	146	0	49.15	2.9705	70.3661	43.98 %
18	Robert, Farkas	136		C	Maj	129	50	52.54	1.5036	35.6181	22.26 %

Stage Results - Open

Place	Name	No.	Class	Div	PF	Points	Pen	Time	Hit Factor	Stage Pts	Stage %
1	Henes, Zdenek	189		O	Maj	155	0	19.58	7.9162	160.0000	100.00 %
2	Havlicek, Miroslav	368		O	Maj	153	0	20.19	7.5780	153.1638	95.73 %
3	Samek, Petr	115		O	Maj	157	0	21.40	7.3364	148.2815	92.68 %
4	Rossetto, Denny	352		O	Min	148	0	21.10	7.0142	141.7687	88.61 %
5	Elkobi, Eliyahu	357		O	Maj	152	0	22.10	6.8778	139.0120	86.88 %
6	Sera, Martina	342		O	Maj	155	0	22.85	6.7834	137.1028	85.69 %
7	Tomaini, Fabio	251		O	Maj	155	0	23.10	6.7100	135.6190	84.76 %
8	Kneringer, Mario	6		O	Maj	155	0	23.50	6.5957	133.3106	83.32 %
9	Pawlik, Celina	325		O	Maj	147	10	21.28	6.4380	130.1218	81.33 %
10	Zeindl, Stefan	3		O	Maj	156	0	25.11	6.2127	125.5680	78.48 %
11	Novotny, Jaroslav	346		O	Maj	155	0	25.20	6.1508	124.3175	77.70 %
12	Weber, Gunter	273		O	Maj	156	0	25.63	6.0866	123.0204	76.89 %
13	Muller, Georg	186		O	Maj	151	0	25.42	5.9402	120.0611	75.04 %
14	Barkanyi, Laszlo	335		O	Maj	140	10	22.29	5.8322	117.8784	73.67 %
15	Nandor, Reider	340		O	Maj	144	0	25.13	5.7302	115.8166	72.39 %
16	Kutschi, Lukas	298		O	Maj	149	0	26.14	5.7001	115.2077	72.00 %
17	Aigner, Michael	302		O	Maj	154	0	27.16	5.6701	114.6019	71.63 %
18	Maierhofer, Christian	320		O	Maj	154	0	28.40	5.4225	109.5982	68.50 %
19	Gibart, Banyai	338		O	Maj	145	0	27.09	5.3525	108.1832	67.61 %
20	Aigner, Edeltraut	303		O	Maj	155	0	29.49	5.2560	106.2326	66.40 %
21	Eisl, Alexander	314		O	Maj	148	10	26.77	5.1550	104.1914	65.12 %
22	Roland, Pap	337		O	Maj	146	10	27.77	4.8974	98.9838	61.86 %
23	Sery, Jiri	343		O	Maj	150	10	29.24	4.7880	96.7724	60.48 %
24	Steurer, Margit	272		O	Maj	156	0	32.70	4.7706	96.4224	60.26 %

25	Kocian, Norbert	180	O	Maj	151	0	31.97	4.7232	95.4630	59.66 %
26	Till, Raphael	319	O	Maj	151	10	30.21	4.6673	94.3342	58.96 %
27	Kwiatkowski, Roland	275	O	Maj	159	0	34.15	4.6559	94.1038	58.81 %
28	Gerencser, Miklos	55	O	Maj	154	0	35.03	4.3962	88.8549	55.53 %
29	Dvorak, Andrea	315	O	Maj	151	0	34.48	4.3794	88.5137	55.32 %
30	Willhalm, Klaus	318	O	Maj	148	20	31.23	4.0986	82.8398	51.77 %
31	Lazorik, Maros	127	O	Maj	149	20	32.17	4.0099	81.0475	50.65 %
32	Nahule, Ahmad	358	O	Min	146	0	37.40	3.9037	78.9009	49.31 %
33	Zacek, Milan	81	O	Maj	149	0	39.85	3.7390	75.5717	47.23 %
34	Geerts, Hans	33	O	Maj	154	0	45.21	3.4063	68.8473	43.03 %
35	Kneringer, Sandra	7	O	Maj	141	30	33.60	3.3036	66.7705	41.73 %
36	Adler, Franz	276	O	Maj	143	30	50.64	2.2314	45.1010	28.19 %
37	(DQ) Halpern, Shalom		O	Maj						
38	(DQ) Eitan, Gill		O	Maj						

Stage Results - PCC

Place	Name	No.	Class	Div	PF	Points	Pen	Time	Hit Factor	Stage Pts	Stage %
1	Fedor, Marian	156		PCC	Min	156	0	18.41	8.4737	160.0000	100.00 %
2	Szyszka, Amadeusz	261		PCC	Min	154	0	18.29	8.4199	158.9850	99.37 %
3	Tomascin, Andrej	247		PCC	Min	156	0	21.34	7.3102	138.0319	86.27 %
4	Synek, Milos	69		PCC	Min	156	0	21.77	7.1658	135.3055	84.57 %
5	Jozsef, Hodi	139		PCC	Min	148	0	20.98	7.0543	133.2004	83.25 %
6	Prandstotter, Martin	299		PCC	Min	156	0	22.73	6.8632	129.5908	80.99 %
7	Szarvas, Peter	169		PCC	Min	154	0	22.77	6.7633	127.7047	79.82 %
8	Nagy, Ernest	330		PCC	Min	138	0	20.70	6.6667	125.8803	78.68 %
9	Sirk, Julius	296		PCC	Min	138	0	21.00	6.5714	124.0821	77.55 %
10	Hajnsek, Kristjan	349		PCC	Min	146	0	22.65	6.4459	121.7121	76.07 %
11	Moraru, Andrei	147		PCC	Min	154	10	22.44	6.4171	121.1682	75.73 %
12	Bajc, Ernest	223		PCC	Min	158	0	24.92	6.3403	119.7177	74.82 %
13	Scepko, Samuel	163		PCC	Min	152	10	22.56	6.2943	118.8498	74.28 %
14	Kiss, Gabor	168		PCC	Min	160	0	25.60	6.2500	118.0128	73.76 %
15	Gromovas, Andrejus	143		PCC	Min	156	0	25.11	6.2127	117.3078	73.32 %
16	Ambrus, Oliver	167		PCC	Min	152	0	24.50	6.2041	117.1458	73.22 %
17	Karlin, Marcus	214		PCC	Min	144	0	23.26	6.1909	116.8966	73.06 %
18	Moretti, Nico	234		PCC	Min	148	0	24.02	6.1615	116.3424	72.71 %
19	Thaler, Martin	199		PCC	Min	152	10	23.06	6.1578	116.2728	72.67 %
20	Pevek, Markus	217		PCC	Min	154	0	25.32	6.0821	114.8434	71.78 %
21	Popiolek, Grzegorz	146		PCC	Min	152	0	25.03	6.0727	114.6653	71.67 %
22	Ebner, Christoph	286		PCC	Min	148	0	24.50	6.0408	114.0630	71.29 %
23	Kastl, Christoph	265		PCC	Min	148	0	24.51	6.0384	114.0165	71.26 %
24	Krychl, Michael	216		PCC	Min	154	0	25.95	5.9345	112.0553	70.03 %
25	Halasi, Gergely	379		PCC	Min	154	0	26.19	5.8801	111.0285	69.39 %
26	Jakube, Patrik	158		PCC	Min	158	0	26.97	5.8584	110.6179	69.14 %
27	Palmai, Adam	172		PCC	Min	154	0	26.40	5.8333	110.1453	68.84 %
28	Norbert, Kara	175		PCC	Min	146	0	25.44	5.7390	108.3640	67.73 %
29	Kominek, Jiri	212		PCC	Min	154	0	26.89	5.7270	108.1382	67.59 %
30	Veres, Robert	260		PCC	Min	144	0	25.50	5.6471	106.6281	66.64 %
31	Bulko, Peter	153		PCC	Min	156	10	26.05	5.6046	105.8265	66.14 %
32	Meles, Radovan	249		PCC	Min	146	0	26.18	5.5768	105.3010	65.81 %
33	Ladisich, Robert	263		PCC	Min	156	0	28.27	5.5182	104.1953	65.12 %
34	Sotet, Gabor	38		PCC	Min	156	0	28.29	5.5143	104.1216	65.08 %
35	Kubac, Vitezslav	68		PCC	Min	144	0	26.41	5.4525	102.9540	64.35 %
36	Coroban, Iurie	125		PCC	Min	156	0	29.26	5.3315	100.6699	62.92 %
37	Flajszer, Kamil	74		PCC	Min	146	10	26.04	5.2227	98.6159	61.63 %
38	Ferenc, Karadi	174		PCC	Min	156	0	30.04	5.1931	98.0559	61.28 %
39	Berger, Franz	206		PCC	Min	160	0	30.99	5.1630	97.4872	60.93 %
40	Boca, Rastislav	155		PCC	Min	154	0	29.89	5.1522	97.2846	60.80 %
41	Novak, Lubor	190		PCC	Min	148	0	29.81	4.9648	93.7452	58.59 %
42	Szundi, Andrej	164		PCC	Min	150	0	30.30	4.9505	93.4755	58.42 %
43	Thalmann, Daniel	288		PCC	Min	156	0	32.56	4.7912	90.4668	56.54 %
44	Kisters, Rob	36		PCC	Min	154	0	32.23	4.7782	90.2214	56.39 %
45	Lenzelbauer, Peter	121		PCC	Min	148	10	29.22	4.7228	89.1760	55.74 %

46	Palka, Jan	225	PCC	Min	158	0	34.00	4.6471	87.7460	54.84 %
47	Spratek, Dusan	246	PCC	Min	156	0	33.85	4.6086	87.0192	54.39 %
48	Semic, Matija	222	PCC	Min	144	20	27.92	4.4413	83.8601	52.41 %
49	Busolin, Pavel	77	PCC	Min	132	0	31.55	4.1838	78.9994	49.37 %
50	Kubus, Mats	242	PCC	Min	146	0	35.57	4.1046	77.5029	48.44 %
51	Weissl, Martin	204	PCC	Min	158	0	39.20	4.0306	76.1062	47.57 %
52	Erdelyi, Lilla	176	PCC	Min	152	0	38.16	3.9832	75.2115	47.01 %
53	Muehlegger, Sarah	306	PCC	Min	146	0	37.60	3.8830	73.3186	45.82 %
54	Rehak, Michael	219	PCC	Min	154	0	42.25	3.6450	68.8245	43.02 %
55	Kerber, Gerald	268	PCC	Min	154	0	43.32	3.5549	67.1246	41.95 %
56	Riedhart, Hermann	284	PCC	Min	156	0	46.05	3.3876	63.9653	39.98 %
57	Hars, Roland	382	PCC	Min	148	30	36.06	3.2723	61.7882	38.62 %
58	Radolec, Milan	59	PCC	Min	147	10	43.98	3.1151	58.8186	36.76 %
59	Jozsef, Santa	380	PCC	Min	156	0	51.49	3.0297	57.2072	35.75 %
60	Ladisich, Sonja	264	PCC	Min	152	0	54.46	2.7910	52.7005	32.94 %
61	Waldschutz, Wolfgang	218	PCC	Min	0	0	0.00	0.0000	0.0000	0.00 %
62	Jud, Manfred	297	PCC	Min	98	200	10.12	0.0000	0.0000	0.00 %

Stage Results - Production

Place	Name	No.	Class	Div	PF	Points	Pen	Time	Hit Factor	Stage Pts	Stage %
1	Stepan, Michal	221		P	Min	154	0	21.31	7.2267	160.0000	100.00 %
2	Tichy, Lukas	97		P	Min	156	0	21.90	7.1233	157.7114	98.57 %
3	Momcilovic, Ljubisa	15		P	Min	160	0	22.85	7.0022	155.0303	96.89 %
4	Bindik, Franta	363		P	Min	154	0	22.32	6.8996	152.7599	95.47 %
5	Chmura, Tomas	245		P	Min	154	0	22.66	6.7961	150.4678	94.04 %
6	Tomolya, Stepan	350		P	Min	154	0	23.35	6.5953	146.0214	91.26 %
7	Szundi, Mate	162		P	Min	144	0	22.05	6.5306	144.5895	90.37 %
8	Popovic, Aleksa	17		P	Min	154	0	24.20	6.3636	140.8926	88.06 %
9	Cimos, Donatas	106		P	Min	142	0	22.74	6.2445	138.2549	86.41 %
10	Simon, Heiligenbrunner	209		P	Min	152	0	24.79	6.1315	135.7531	84.85 %
11	drimaj, Peter	124		P	Min	156	0	26.61	5.8625	129.7963	81.12 %
12	Cemsak, Martin	250		P	Min	152	0	25.95	5.8574	129.6848	81.05 %
13	Gahir ml., Marek		U	P	Min	156	0	26.84	5.8122	128.6841	80.43 %
14	Dolezal, Philipp	262		P	Min	152	0	26.20	5.8015	128.4473	80.28 %
15	Ulreich, Rainer	117		P	Min	158	0	28.09	5.6248	124.5340	77.83 %
16	Sedy, Roman		U	P	Min	152	0	27.24	5.5800	123.5433	77.21 %
17	Liehne, Jan	371		P	Min	152	0	27.43	5.5414	122.6875	76.68 %
18	Michalec, Lubomir	119		P	Min	144	0	25.99	5.5406	122.6702	76.67 %
19	Talpas, Jozef	84		P	Min	150	0	27.58	5.4387	120.4148	75.26 %
20	Sneberger, Jakub	123		P	Min	158	0	29.29	5.3943	119.4319	74.64 %
21	Vancura, Jan	201		P	Min	156	0	28.96	5.3867	119.2638	74.54 %
22	Iacomini, Stefano	334		P	Min	158	0	29.34	5.3851	119.2284	74.52 %
23	Polievka, Lubomir	85		P	Min	150	0	28.28	5.3041	117.4342	73.40 %
24	Gasteiger, Klaus	205		P	Min	145	10	25.51	5.2920	117.1672	73.23 %
25	Majstorovic, Davor	13		P	Min	148	20	24.47	5.2309	115.8134	72.38 %
26	Nemcova, Petra	122		P	Min	146	0	28.21	5.1755	114.5862	71.62 %
27	Gheorghii, Caldarari	150		P	Min	152	0	29.50	5.1525	114.0786	71.30 %
28	Cumova, Miroslava	224		P	Min	154	0	30.46	5.0558	111.9370	69.96 %
29	Sliva, Tomas	49		P	Min	148	0	29.38	5.0374	111.5302	69.71 %
30	Vysny, Marian	244		P	Min	152	0	30.27	5.0215	111.1767	69.49 %
31	Kreutz, Erich	182		P	Min	147	10	27.33	5.0128	110.9848	69.37 %
32	Ruzicka, Milan	88		P	Min	150	0	30.05	4.9917	110.5171	69.07 %
33	Najmonova, Hana	367		P	Min	152	0	30.64	4.9608	109.8342	68.65 %
34	Polak, Peter	253		P	Min	146	0	29.46	4.9559	109.7243	68.58 %
35	Momcilovic, Snezana	16		P	Min	156	0	31.86	4.8964	108.4081	67.76 %
36	Mindek, Martin	32		P	Min	152	0	31.22	4.8687	107.7937	67.37 %
37	Saric, Goran	14		P	Min	152	0	31.42	4.8377	107.1076	66.94 %
38	Lengauer, Timo	232		P	Min	158	0	32.70	4.8318	106.9774	66.86 %
39	Obermajer, Attila	378		P	Min	152	0	31.51	4.8239	106.8016	66.75 %
40	Istvan, Bujdoso	27		P	Min	158	0	33.09	4.7749	105.7166	66.07 %
41	Simek, Lukas		Trieda	P	Min	150	0	32.01	4.6860	103.7500	64.84 %
42	Bednarik, Marian	179		P	Min	146	0	31.20	4.6795	103.6051	64.75 %

43	Tomcala, Peter	31		P	Min	154	0	33.10	4.6526	103.0091	64.38 %
44	Sciranka, Martin	10		P	Min	150	0	32.78	4.5760	101.3130	63.32 %
45	Dzuho, Elvir	42		P	Min	140	20	26.30	4.5627	101.0202	63.14 %
46	Balazs, Zoltan		U	P	Min	144	0	31.67	4.5469	100.6693	62.92 %
47	Kendlbacher, Florian	304		P	Min	145	10	29.90	4.5151	99.9644	62.48 %
48	Tobias, Matyas	19		P	Min	140	0	31.28	4.4757	99.0932	61.93 %
49	Weissnegger, Barbara	116		P	Min	140	0	31.28	4.4757	99.0932	61.93 %
50	Krejcirova, Lenka	229		P	Min	144	0	33.23	4.3334	95.9433	59.96 %
51	Velic, Miroslav	154		P	Min	144	0	33.98	4.2378	93.8257	58.64 %
52	Kastner, Kerstin	192		P	Min	140	0	33.83	4.1383	91.6239	57.26 %
53	Dipa, Dzenan	41		P	Min	142	0	34.77	4.0840	90.4204	56.51 %
54	Rajman, Jiri	369		P	Min	148	0	36.73	4.0294	89.2120	55.76 %
55	Gadek, Wojciech	56		P	Min	145	10	33.90	3.9823	88.1692	55.11 %
56	Czuczor, Zsolt	73		P	Min	142	0	35.68	3.9798	88.1143	55.07 %
57	Cipkus, Zilvinas	109		P	Min	140	30	27.79	3.9583	87.6369	54.77 %
58	Musial, Pawel	24		P	Min	133	10	31.54	3.8998	86.3428	53.96 %
59	Racek, Jarda	99		P	Min	131	10	31.30	3.8658	85.5901	53.49 %
60	Brezina, Marek	240		P	Min	141	20	31.33	3.8621	85.5082	53.44 %
61	Popluhar, Patrik	181		P	Min	138	0	36.30	3.8017	84.1696	52.61 %
62	Varos, Peter	243		P	Min	147	10	37.37	3.6660	81.1671	50.73 %
63	Lennert, Adam	281		P	Min	158	0	43.17	3.6599	81.0322	50.65 %
64	Trencan, Peter	256		P	Min	138	30	30.13	3.5845	79.3610	49.60 %
65	Bindhammer, Christoph	280		P	Min	138	0	41.30	3.3414	73.9796	46.24 %
66	Leonardelli, Laura	248		P	Min	142	0	43.48	3.2659	72.3072	45.19 %
67	Pancik, Vladimir	96		P	Min	130	0	39.96	3.2533	72.0279	45.02 %
68	Reiter, Celine	233		P	Min	141	20	38.03	3.1817	70.4436	44.03 %
69	Vielhaber, Gunther	270		P	Min	142	0	45.48	3.1223	69.1275	43.20 %
70	Kugler, Karol	89		P	Min	130	20	36.94	2.9778	65.9293	41.21 %
71	Man, Jakub	351		P	Min	115	10	36.40	2.8846	63.8661	39.92 %
72	Kupcak, Vladimir	62		P	Min	129	10	42.75	2.7836	61.6302	38.52 %
73	Pils, Lukas	312		P	Min	152	0	54.76	2.7757	61.4558	38.41 %
74	Zax, Vladlen	361		P	Min	139	10	47.59	2.7107	60.0146	37.51 %
75	Moser, Werner	279		P	Min	134	30	40.77	2.5509	56.4775	35.30 %
76	Bakalar, Martin	28		P	Min	141	10	51.87	2.5255	55.9162	34.95 %
77	Siklosi, Aliz	78		P	Min	136	0	61.58	2.2085	48.8970	30.56 %
78	(DQ) Tkacenko, Vladimir			P	Min						

Stage Results - Production Optics

Place	Name	No.	Class	Div	PF	Points	Pen	Time	Hit Factor	Stage Pts	Stage %
1	Zencar jr., Pavol	144		PO	Min	154	0	20.97	7.3438	160.0000	100.00 %
2	Keppel, Dylan	331		PO	Min	148	0	20.34	7.2763	158.5289	99.08 %
3	Slavik, Daniel	101		PO	Min	156	0	22.43	6.9550	151.5280	94.71 %
4	Pavlik, Jan	145		PO	Min	146	0	21.10	6.9194	150.7537	94.22 %
5	Volk, Alexander	326		PO	Min	150	10	20.76	6.7437	146.9259	91.83 %
6	Hrnciarik, Andrej	126		PO	Min	154	0	22.98	6.7015	146.0052	91.25 %
7	Zapletal, Miroslav	327		PO	Min	148	0	22.10	6.6968	145.9040	91.19 %
8	Kubica, Dusan	70		PO	Min	156	0	24.33	6.4118	139.6948	87.31 %
9	Maska, Richard	226		PO	Min	154	0	24.23	6.3558	138.4730	86.55 %
10	Kan, Peter	75		PO	Min	156	0	25.53	6.1105	133.1286	83.21 %
11	Adamec, Lubos	34		PO	Min	150	0	24.55	6.1100	133.1182	83.20 %
12	Michalak, Norbert	329		PO	Min	156	0	25.65	6.0819	132.5058	82.82 %
13	Ritter, Jakob	269		PO	Min	152	0	25.10	6.0558	131.9373	82.46 %
14	Majling, Andrej	53		PO	Min	152	0	25.18	6.0365	131.5181	82.20 %
15	Barancik, Ivan	254		PO	Min	154	0	26.25	5.8667	127.8171	79.89 %
16	Kobos, Krzysztof	348		PO	Min	146	0	24.92	5.8587	127.6446	79.78 %
17	Cooper, Justin	322		PO	Min	156	0	26.72	5.8383	127.1996	79.50 %
18	Nemcok, Libor	235		PO	Min	144	0	24.71	5.8276	126.9660	79.35 %
19	Binkevicius, Ramunas	108		PO	Min	156	0	27.33	5.7080	124.3606	77.73 %
20	Holubowski, Tomasz	323		PO	Min	148	0	26.09	5.6727	123.5906	77.24 %
21	Galazka, Marcin	328		PO	Min	145	10	23.80	5.6723	123.5818	77.24 %
22	Penov, Andon	157		PO	Min	158	0	28.34	5.5752	121.4661	75.92 %
23	Pijacek, Petr	300		PO	Min	150	0	26.99	5.5576	121.0838	75.68 %

24	Skvarenina, Andrej	227		PO	Min	143	10	24.02	5.5371	120.6358	75.40 %
25	Hatar, Jakub	87		PO	Min	148	10	25.00	5.5200	120.2643	75.17 %
26	Venturato, Giulia	114		PO	Min	146	10	24.97	5.4465	118.6637	74.16 %
27	Cruz, Oliver	118		PO	Min	156	0	28.97	5.3849	117.3205	73.33 %
28	Redecki, Tomasz		Trieda	PO	Min	144	0	27.02	5.3294	116.1114	72.57 %
29	Stettin, Andreas	4		PO	Min	152	0	28.87	5.2650	114.7082	71.69 %
30	Pitonak, Martin	236		PO	Min	150	0	29.00	5.1724	112.6914	70.43 %
31	Sartor, Marco	113		PO	Min	134	0	26.17	5.1204	111.5575	69.72 %
32	Hukel, Miroslav	93		PO	Min	152	0	29.76	5.1075	111.2778	69.55 %
33	Mayrhofer, Christoph	313		PO	Min	150	0	29.42	5.0986	111.0827	69.43 %
34	Kubicova Bopkova, Eniko	71		PO	Min	154	0	30.30	5.0825	110.7327	69.21 %
35	Hofer, Christian	293		PO	Min	152	0	30.12	5.0465	109.9477	68.72 %
36	Vanco, Jan	91		PO	Min	154	0	30.67	5.0212	109.3968	68.37 %
37	Kovacs, Attila	375		PO	Min	152	0	30.66	4.9576	108.0113	67.51 %
38	Hollosi, Nikolette	12		PO	Min	156	0	31.63	4.9320	107.4541	67.16 %
39	Dacic, Dimitrije	18		PO	Min	146	0	30.26	4.8249	105.1191	65.70 %
40	Gebhardt, Jurgen	194		PO	Min	143	10	28.09	4.7348	103.1567	64.47 %
41	Horvath, Beata Zsanett	332		PO	Min	152	0	32.39	4.6928	102.2422	63.90 %
42	Zakupszky, Norbert	50		PO	Min	148	0	34.75	4.2590	92.7907	57.99 %
43	Chalupa, Cyril	35		PO	Min	150	0	35.62	4.2111	91.7477	57.34 %
44	Fichtinger, Markus	25		PO	Min	132	0	31.63	4.1733	90.9227	56.83 %
45	Satalan, Ovidiu Alex	187		PO	Min	156	0	37.46	4.1644	90.7308	56.71 %
46	Zalejsky, Rostislav	301		PO	Min	146	0	36.98	3.9481	86.0169	53.76 %
47	Gardian, Michal	347		PO	Min	135	40	25.55	3.7182	81.0085	50.63 %
48	Wuhrleitner, Roland	317		PO	Min	148	0	43.35	3.4141	74.3824	46.49 %
49	Stefaniak, Sebastian	67		PO	Min	152	0	45.89	3.3123	72.1644	45.10 %
50	Streber, Jurgen	311		PO	Min	149	20	39.16	3.2942	71.7703	44.86 %
51	Eder, Robert	308		PO	Min	149	20	39.54	3.2625	71.0805	44.43 %
52	Rief, Martin	196		PO	Min	135	50	26.98	3.1505	68.6396	42.90 %
53	Muhlegger, Bernhard	307		PO	Min	160	0	52.50	3.0476	66.3985	41.50 %
54	Talakic, Alan	54		PO	Min	141	10	47.81	2.7400	59.6967	37.31 %
55	Fujasova, Zuzana		U	PO	Min	135	10	49.02	2.5500	55.5564	34.72 %
56	Zakupszky, Gabor	51		PO	Min	152	0	62.32	2.4390	53.1391	33.21 %
57	Mock, Dieter	287		PO	Min	116	20	41.93	2.2895	49.8820	31.18 %
58	Klepac, Ilja	211		PO	Min	139	60	43.44	1.8186	39.6219	24.76 %
59	(DQ) Siska, Milos			PO	Min						
60	(DQ) Fellner, Manfred		Trieda	PO	Min						

Stage Results - Revolver

Place	Name	No.	Class	Div	PF	Points	Pen	Time	Hit Factor	Stage Pts	Stage %
1	Kroiss, Robert	207		R	Min	158	0	32.93	4.7981	160.0000	100.00 %
2	Kirchweger, Hermann	316		R	Min	154	0	38.41	4.0094	133.6999	83.56 %
3	Mark, Szegedi	138		R	Min	154	0	47.99	3.2090	107.0101	66.88 %
4	Kormanyos, Maria	37		R	Min	154	0	61.09	2.5209	84.0631	52.54 %

Stage Results - Standard

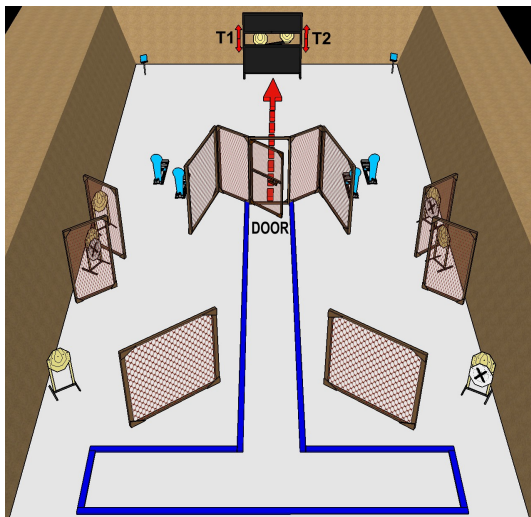
Place	Name	No.	Class	Div	PF	Points	Pen	Time	Hit Factor	Stage Pts	Stage %
1	Rakusan, Josef	366		S	Maj	156	0	20.82	7.4928	160.0000	100.00 %
2	Liehne, Zdenek	365		S	Maj	156	0	20.90	7.4641	159.3876	99.62 %
3	Znamenacek, Petr	364		S	Maj	153	0	22.93	6.6725	142.4831	89.05 %
4	Stranz, Jurgen	152		S	Min	150	0	22.87	6.5588	140.0558	87.53 %
5	Mueller, Sergej	353		S	Maj	152	0	23.47	6.4764	138.2950	86.43 %
6	Benesch, Thomas	295		S	Maj	155	0	24.22	6.3997	136.6576	85.41 %
7	Ciesielski, Marcin	11		S	Maj	156	0	24.65	6.3286	135.1400	84.46 %
8	Koller, Hans Georg	203		S	Maj	155	0	24.57	6.3085	134.7109	84.19 %
9	Mongel, Egon	120		S	Min	148	0	24.12	6.1360	131.0269	81.89 %
10	Gazdik, Lukas	129		S	Min	150	0	25.52	5.8777	125.5124	78.45 %
11	Zdesar, Franci	345		S	Maj	154	0	26.66	5.7764	123.3493	77.09 %
12	Galstyan, Haykaz	191		S	Min	142	10	23.36	5.6507	120.6639	75.41 %
13	Soustar, Ivo	100		S	Maj	152	0	27.65	5.4973	117.3882	73.37 %
14	Kvasnica, Juraj	30		S	Min	156	0	28.60	5.4545	116.4755	72.80 %
15	Kopunec, Peter	80		S	Maj	147	10	25.19	5.4387	116.1364	72.59 %

16	Stanko, Lubomir	44	S	Min	148	0	27.34	5.4133	115.5951	72.25 %
17	Koc, Marcin	82	S	Min	147	20	23.54	5.3951	115.2055	72.00 %
18	Misik, Peter	184	S	Min	148	0	28.50	5.1930	110.8901	69.31 %
19	Schneider, Katharina	305	S	Maj	154	0	30.72	5.0130	107.0473	66.90 %
20	Muller, Alexander	355	S	Maj	147	0	29.43	4.9949	106.6604	66.66 %
21	Mikula, Jozef	259	S	Maj	157	0	31.50	4.9841	106.4303	66.52 %
22	Schmidt, Ferdinand	292	S	Min	152	0	31.05	4.8953	104.5341	65.33 %
23	Baar, Alexander	208	S	Min	150	0	30.70	4.8860	104.3348	65.21 %
24	Cimos, Lech	107	S	Min	148	0	30.42	4.8652	103.8912	64.93 %
25	Albrecht, Zoltan	377	S	Maj	143	20	25.36	4.8502	103.5695	64.73 %
26	Mayr, Matthias	285	S	Min	152	0	32.39	4.6928	100.2095	62.63 %
27	Siska, Michal	178	S	Min	144	0	30.85	4.6677	99.6744	62.30 %
28	Botkova, Zuzana	333	S	Min	148	0	31.99	4.6264	98.7924	61.75 %
29	Zebegney, Robert	258	S	Min	143	10	28.78	4.6213	98.6818	61.68 %
30	Racek, Jaroslav	98	S	Min	156	0	34.18	4.5641	97.4605	60.91 %
31	Bicskei, Beata	141	S	Min	150	0	33.37	4.4951	95.9867	59.99 %
32	Velicko, Laurius	104	S	Maj	147	10	30.88	4.4365	94.7369	59.21 %
33	Pasztor, Viktor	105	S	Min	147	10	31.04	4.4137	94.2486	58.91 %
34	Smejkal, Martin	291	S	Min	150	0	34.29	4.3745	93.4114	58.38 %
35	David, Jaroslav	220	S	Maj	152	0	34.76	4.3728	93.3770	58.36 %
36	Biedermann, Thomas	2	S	Maj	143	0	33.01	4.3320	92.5053	57.82 %
37	Stanislav, Spevak	360	S	Min	135	10	29.02	4.3074	91.9790	57.49 %
38	Leszczynska, Julia	83	S	Min	152	0	35.65	4.2637	91.0459	56.90 %
39	Hanulak, Jozef	183	S	Min	145	10	31.82	4.2426	90.5961	56.62 %
40	Gombalik, Ladislav	128	S	Min	146	0	34.49	4.2331	90.3932	56.50 %
41	Mikes, Filip	29	S	Maj	147	0	35.24	4.1714	89.0754	55.67 %
42	Egger, Thomas	5	S	Min	144	0	34.61	4.1606	88.8458	55.53 %
43	Zsolt, Lazar	376	S	Min	146	0	35.17	4.1513	88.6455	55.40 %
44	Labanc, Martin	102	S	Min	150	0	36.67	4.0905	87.3487	54.59 %
45	Potocky, Peter	95	S	Maj	152	0	37.29	4.0762	87.0417	54.40 %
46	Kosikova, Simona	92	S	Min	148	0	36.58	4.0459	86.3961	54.00 %
47	Satalan, Victor Alex	188	S	Min	133	10	30.67	4.0104	85.6382	53.52 %
48	Marek, Petr	290	S	Min	146	10	34.01	3.9988	85.3903	53.37 %
49	Wurm, Adrian	8	S	Min	154	0	38.52	3.9979	85.3710	53.36 %
50	Bicsak, Laszlo Andras	79	S	Min	146	10	34.03	3.9965	85.3401	53.34 %
51	Kovacs, Gyula	137	S	Min	136	0	34.37	3.9569	84.4959	52.81 %
52	Winkler, Kilian	283	S	Min	136	0	34.40	3.9535	84.4222	52.76 %
53	Kurczewski, Slavek	90	S	Min	134	0	33.99	3.9423	84.1840	52.62 %
54	Kor-Hanak, Tibor	339	S	Min	145	10	34.57	3.9051	83.3893	52.12 %
55	Azbukin, Denis	151	S	Min	150	0	38.99	3.8471	82.1512	51.34 %
56	Szalai, Laszlo	52	S	Maj	151	10	36.67	3.8451	82.1078	51.32 %
57	Brandstetter, Wolfgang	198	S	Min	145	20	32.93	3.7959	81.0577	50.66 %
58	Szczesna, Anna	110	S	Min	144	0	38.09	3.7805	80.7286	50.46 %
59	Szabo, Karoly	135	S	Min	148	0	39.28	3.7678	80.4575	50.29 %
60	Ribisch, Hans-Peter	266	S	Min	156	0	42.25	3.6923	78.8450	49.28 %
61	Popovic, Bohuslav	132	S	Min	138	0	37.93	3.6383	77.6913	48.56 %
62	Rojko, Marek	133	S	Min	139	10	35.76	3.6074	77.0315	48.14 %
63	Pancik, Lubomir	94	S	Min	154	0	43.05	3.5772	76.3877	47.74 %
64	Rzesniowiecki, Roman	86	S	Min	148	0	41.65	3.5534	75.8792	47.42 %
65	Gal, Kristof	231	S	Maj	144	40	29.97	3.4701	74.1008	46.31 %
66	Ridoskova, Alexandra	161	S	Min	143	10	39.27	3.3868	72.3214	45.20 %
67	Sumaj, Martin	255	S	Min	141	20	36.10	3.3518	71.5738	44.73 %
68	Wakolbinger, Martin	321	S	Min	128	0	38.41	3.3325	71.1610	44.48 %
69	Molitor, Armin	282	S	Min	152	0	45.87	3.3137	70.7605	44.23 %
70	Pajor, Zoltan	134	S	Min	134	30	31.96	3.2541	69.4869	43.43 %
71	Jarco, Barbara	237	S	Min	136	0	41.84	3.2505	69.4102	43.38 %
72	Sirtl, Andreas	354	S	Min	133	10	37.99	3.2377	69.1372	43.21 %
73	Richard, Davidhazi	140	S	Min	148	0	45.87	3.2265	68.8984	43.06 %
74	Kainz, Dieter	294	S	Min	148	0	46.02	3.2160	68.6738	42.92 %
75	Zaluska, Witold	22	S	Min	134	0	41.73	3.2111	68.5697	42.86 %
76	Horzinger, Gerhard	274	S	Maj	150	20	41.21	3.1546	67.3623	42.10 %
77	Seiberl, Thomas	309	S	Min	137	10	42.36	2.9981	64.0212	40.01 %
78	Krupinski, Aleksander	48	S	Min	124	0	41.51	2.9872	63.7889	39.87 %

79	Noga, Tadeusz	45	S	Min	145	10	47.84	2.8219	60.2586	37.66 %
80	Paroczai, Rita	336	S	Min	125	10	51.68	2.2252	47.5173	29.70 %
81	Labanc, Daniel	103	S	Min	117	30	45.27	1.9218	41.0379	25.65 %
82	Kovac, Ondrej	U	S	Maj	137	30	74.49	1.4364	30.6734	19.17 %
83	Palau, Marika	21	S	Min	132	30	119.24	0.8554	18.2665	11.42 %
84	Gal, Krisztian	230	S	Maj	0	0	0.00	0.0000	0.0000	0.00 %
85	Keller, Richard	20	S	Min	0	0	0.00	0.0000	0.0000	0.00 %
86	(DQ) Hua, Wei	U	S	Maj						

Generated by PractiScore for Android (1.7.29 Xiaomi) at 2023-05-10 23:06 +0200

Mosquito Match 2023 HG & PCC - Stejdž 17 - 2023-05-07



Stage Results - Classic

Place	Name	No.	Class	Div	PF	Points	Pen	Time	Hit Factor	Stage Pts	Stage %
1	Szczesny, Bartosz	324	C	Min		104	0	19.22	5.4110	110.0000	100.00 %
2	Behal, Jiri	213	C	Min		102	0	20.72	4.9228	100.0744	90.98 %
3	Cernigoj, Robert	344	C	Min		98	0	22.19	4.4164	89.7804	81.62 %
4	Kala, Jakub	200	C	Min		99	10	20.73	4.2933	87.2777	79.34 %
5	Batki, Gyorgy	381	C	Min		98	0	23.59	4.1543	84.4522	76.77 %
6	Rauscher, Dietmar	310	C	Maj		105	0	25.55	4.1096	83.5432	75.95 %
7	Kovar, Zbynek	46	C	Min		100	0	25.08	3.9872	81.0560	73.69 %
8	Szaszi, Csaba	374	C	Min		108	0	27.57	3.9173	79.6342	72.39 %
9	Fischer, Christoph	202	C	Min		99	10	23.12	3.8495	78.2555	71.14 %
10	Bobaly, Mihaly	373	C	Min		102	0	26.62	3.8317	77.8942	70.81 %
11	Miglec, Gyula	171	C	Min		102	0	27.10	3.7638	76.5145	69.56 %
12	Poliacik, Martin	257	C	Min		104	0	27.77	3.7450	76.1325	69.21 %
13	Staszczyk, Bartosz	111	C	Min		106	0	28.78	3.6831	74.8734	68.07 %
14	Busza, Marcin	112	C	Min		102	0	29.15	3.4991	71.1335	64.67 %
15	Fischer, Manfred	267	C	Min		110	0	35.09	3.1348	63.7268	57.93 %
16	Robert, Farkas	136	C	Maj		99	10	34.69	2.5656	52.1553	47.41 %
17	Vnucko, Jan	252	C	Min		94	20	36.18	2.0453	41.5792	37.80 %
18	Wieland, Gunter	23	C	Min		89	10	44.42	1.7785	36.1544	32.87 %

Stage Results - Open

Place	Name	No.	Class	Div	PF	Points	Pen	Time	Hit Factor	Stage Pts	Stage %
1	Henes, Zdenek	189	O	Maj		100	0	16.88	5.9242	110.0000	100.00 %
2	Havlicek, Miroslav	368	O	Maj		108	0	19.21	5.6221	104.3906	94.90 %
3	Rossetto, Denny	352	O	Min		108	0	20.07	5.3812	99.9175	90.83 %
4	Samek, Petr	115	O	Maj		102	10	17.24	5.3364	99.0868	90.08 %
5	Kneringer, Mario	6	O	Maj		104	0	20.14	5.1639	95.8824	87.17 %
6	Roland, Pap	337	O	Maj		104	0	20.20	5.1485	95.5976	86.91 %
7	Elkobi, Eliyahu	357	O	Maj		101	0	19.63	5.1452	95.5358	86.85 %
8	Sera, Martina	342	O	Maj		105	10	18.65	5.0938	94.5823	85.98 %
9	Novotny, Jaroslav	346	O	Maj		108	0	21.37	5.0538	93.8392	85.31 %
10	Kutschi, Lukas	298	O	Maj		103	0	22.34	4.6106	85.6090	77.83 %
11	Tomaini, Fabio	251	O	Maj		102	10	20.12	4.5726	84.9034	77.18 %
12	Till, Raphael	319	O	Maj		106	0	23.71	4.4707	83.0117	75.47 %
13	Zeindl, Stefan	3	O	Maj		101	0	22.88	4.4143	81.9654	74.51 %
14	Barkanyi, Laszlo	335	O	Maj		103	10	21.15	4.3972	81.6465	74.22 %
15	Pawlik, Celina	325	O	Maj		105	0	24.37	4.3086	80.0016	72.73 %
16	Steurer, Margit	272	O	Maj		107	0	25.07	4.2680	79.2491	72.04 %
17	Weber, Gunter	273	O	Maj		104	0	24.64	4.2208	78.3714	71.25 %
18	Aigner, Michael	302	O	Maj		107	0	25.44	4.2060	78.0965	71.00 %
19	Willhalm, Klaus	318	O	Maj		107	0	25.55	4.1879	77.7603	70.69 %

20	Lazorik, Maros	127	O	Maj	107	0	26.65	4.0150	74.5507	67.77 %
21	Maierhofer, Christian	320	O	Maj	104	10	23.44	4.0102	74.4621	67.69 %
22	Kwiatkowski, Roland	275	O	Maj	108	0	27.25	3.9633	73.5906	66.90 %
23	Muller, Georg	186	O	Maj	105	0	27.36	3.8377	71.2588	64.78 %
24	Kocian, Norbert	180	O	Maj	107	0	28.19	3.7957	70.4780	64.07 %
25	Eisl, Alexander	314	O	Maj	104	0	28.37	3.6658	68.0674	61.88 %
26	Zacek, Milan	81	O	Maj	108	0	29.85	3.6181	67.1807	61.07 %
27	Nandor, Reider	340	O	Maj	98	20	21.67	3.5994	66.8345	60.76 %
28	Gerencser, Miklos	55	O	Maj	108	0	31.71	3.4059	63.2401	57.49 %
29	Kneringer, Sandra	7	O	Maj	102	0	30.12	3.3865	62.8797	57.16 %
30	Aigner, Edeltraut	303	O	Maj	101	10	27.37	3.3248	61.7350	56.12 %
31	Dvorak, Andrea	315	O	Maj	99	10	27.47	3.2399	60.1584	54.69 %
32	Gibart, Banyai	338	O	Maj	93	20	25.31	2.8842	53.5545	48.69 %
33	Geerts, Hans	33	O	Maj	104	10	34.44	2.7294	50.6792	46.07 %
34	Sery, Jiri	343	O	Maj	104	0	39.97	2.6020	48.3130	43.92 %
35	Nahule, Ahmad	358	O	Min	98	30	28.62	2.3760	44.1168	40.11 %
36	Adler, Franz	276	O	Maj	101	10	50.12	1.8156	33.7128	30.65 %
37	(DQ) Halpern, Shalom		O	Maj						
38	(DQ) Eitan, Gill		O	Maj						

Stage Results - PCC

Place	Name	No.	Class	Div	PF	Points	Pen	Time	Hit Factor	Stage Pts	Stage %
1	Fedor, Marian	156		PCC	Min	110	0	14.79	7.4375	110.0000	100.00 %
2	Synek, Milos	69		PCC	Min	108	0	17.07	6.3269	93.5747	85.07 %
3	Thaler, Martin	199		PCC	Min	102	0	16.33	6.2462	92.3809	83.98 %
4	Scepko, Samuel	163		PCC	Min	100	0	16.39	6.1013	90.2379	82.03 %
5	Szyszka, Amadeusz	261		PCC	Min	100	0	17.32	5.7737	85.3926	77.63 %
6	Nagy, Ernest	330		PCC	Min	100	0	17.36	5.7604	85.1959	77.45 %
7	Coroban, Iurie	125		PCC	Min	106	0	18.49	5.7328	84.7885	77.08 %
8	Palka, Jan	225		PCC	Min	104	0	18.23	5.7049	84.3752	76.70 %
9	Karlin, Marcus	214		PCC	Min	100	0	17.67	5.6593	83.7012	76.09 %
10	Popiolek, Grzegorz	146		PCC	Min	92	0	16.30	5.6442	83.4773	75.89 %
11	Szarvas, Peter	169		PCC	Min	106	0	19.07	5.5585	82.2098	74.74 %
12	Gromovas, Andrejus	143		PCC	Min	102	0	18.44	5.5315	81.8102	74.37 %
13	Kiss, Gabor	168		PCC	Min	100	0	18.30	5.4645	80.8197	73.47 %
14	Tomascin, Andrej	247		PCC	Min	104	0	19.25	5.4026	79.9044	72.64 %
15	Jakube, Patrik	158		PCC	Min	106	0	19.70	5.3807	79.5807	72.35 %
16	Ladisich, Robert	263		PCC	Min	108	0	20.36	5.3045	78.4538	71.32 %
17	Pevek, Markus	217		PCC	Min	110	0	20.78	5.2936	78.2916	71.17 %
18	Hajnsek, Kristjan	349		PCC	Min	100	0	18.90	5.2910	78.2540	71.14 %
19	Bulko, Peter	153		PCC	Min	106	0	20.07	5.2815	78.1136	71.01 %
20	Moraru, Andrei	147		PCC	Min	102	0	19.44	5.2469	77.6019	70.55 %
21	Flajszer, Kamil	74		PCC	Min	104	0	20.14	5.1639	76.3734	69.43 %
22	Jozsef, Hodi	139		PCC	Min	100	0	19.39	5.1573	76.2764	69.34 %
23	Ambrus, Oliver	167		PCC	Min	104	0	20.17	5.1562	76.2598	69.33 %
24	Moretti, Nico	234		PCC	Min	98	0	19.32	5.0725	75.0217	68.20 %
25	Szundi, Andrej	164		PCC	Min	106	0	21.01	5.0452	74.6188	67.84 %
26	Semic, Matija	222		PCC	Min	104	10	18.80	5.0000	73.9500	67.23 %
27	Prandstotter, Martin	299		PCC	Min	96	0	19.51	4.9206	72.7750	66.16 %
28	Thalmann, Daniel	288		PCC	Min	106	0	21.59	4.9097	72.6142	66.01 %
29	Norbert, Kara	175		PCC	Min	102	0	20.90	4.8804	72.1809	65.62 %
30	Ebner, Christoph	286		PCC	Min	108	0	22.55	4.7894	70.8346	64.40 %
31	Lenzelbauer, Peter	121		PCC	Min	104	0	21.79	4.7728	70.5902	64.17 %
32	Meles, Radovan	249		PCC	Min	106	0	22.36	4.7406	70.1136	63.74 %
33	Veres, Robert	260		PCC	Min	104	0	22.39	4.6449	68.6985	62.45 %
34	Krychl, Michael	216		PCC	Min	100	0	21.66	4.6168	68.2825	62.08 %
35	Novak, Lubor	190		PCC	Min	104	0	22.77	4.5674	67.5520	61.41 %
36	Busolin, Pavel	77		PCC	Min	106	0	23.44	4.5222	66.8831	60.80 %
37	Boca, Rastislav	155		PCC	Min	106	0	23.65	4.4820	66.2892	60.26 %
38	Rehak, Michael	219		PCC	Min	102	0	23.05	4.4252	65.4482	59.50 %
39	Ferenc, Karadi	174		PCC	Min	106	0	24.33	4.3568	64.4365	58.58 %
40	Bajc, Ernest	223		PCC	Min	108	0	24.96	4.3269	63.9952	58.18 %

41	Halasi, Gergely	379	PCC	Min	97	10	20.22	4.3027	63.6365	57.85 %
42	Berger, Franz	206	PCC	Min	110	0	25.66	4.2868	63.4022	57.64 %
43	Kubus, Mats	242	PCC	Min	98	0	23.51	4.1684	61.6512	56.05 %
44	Kastl, Christoph	265	PCC	Min	98	10	21.74	4.0478	59.8675	54.43 %
45	Kubac, Vitezslav	68	PCC	Min	104	0	26.28	3.9574	58.5297	53.21 %
46	Kisters, Rob	36	PCC	Min	106	0	26.89	3.9420	58.3020	53.00 %
47	Hars, Roland	382	PCC	Min	108	0	27.40	3.9416	58.2964	53.00 %
48	Sotet, Gabor	38	PCC	Min	102	0	26.41	3.8622	57.1215	51.93 %
49	Spratek, Dusan	246	PCC	Min	101	10	23.57	3.8608	57.1018	51.91 %
50	Kominek, Jiri	212	PCC	Min	106	10	24.91	3.8539	56.9988	51.82 %
51	Weissl, Martin	204	PCC	Min	104	0	27.53	3.7777	55.8721	50.79 %
52	Jozsef, Santa	380	PCC	Min	103	10	25.36	3.6672	54.2378	49.31 %
53	Jud, Manfred	297	PCC	Min	104	0	30.62	3.3965	50.2338	45.67 %
54	Erdelyi, Lilla	176	PCC	Min	99	10	26.23	3.3931	50.1834	45.62 %
55	Palmai, Adam	172	PCC	Min	92	0	28.06	3.2787	48.4918	44.08 %
56	Sirk, Julius	296	PCC	Min	95	30	20.58	3.1584	46.7128	42.47 %
57	Riedhart, Hermann	284	PCC	Min	110	0	35.68	3.0830	45.5970	41.45 %
58	Radolec, Milan	59	PCC	Min	104	0	33.94	3.0642	45.3200	41.20 %
59	Kerber, Gerald	268	PCC	Min	103	10	31.58	2.9449	43.5551	39.60 %
60	Ladisich, Sonja	264	PCC	Min	100	0	33.96	2.9446	43.5512	39.59 %
61	Muehlegger, Sarah	306	PCC	Min	104	0	53.91	1.9291	28.5320	25.94 %
62	Waldschutz, Wolfgang	218	PCC	Min	0	0	0.00	0.0000	0.0000	0.00 %

Stage Results - Production

Place	Name	No.	Class	Div	PF	Points	Pen	Time	Hit Factor	Stage Pts	Stage %
1	Popovic, Aleksa	17		P	Min	110	0	19.86	5.5388	110.0000	100.00 %
2	Stepan, Michal	221		P	Min	102	0	18.80	5.4255	107.7511	97.96 %
3	Momcilovic, Ljubisa	15		P	Min	106	0	19.76	5.3644	106.5364	96.85 %
4	Chmura, Tomas	245		P	Min	102	0	19.26	5.2960	105.1776	95.62 %
5	Majstorovic, Davor	13		P	Min	106	0	20.13	5.2658	104.5782	95.07 %
6	Ulreich, Rainer	117		P	Min	104	0	20.45	5.0856	100.9995	91.82 %
7	Bindik, Franta	363		P	Min	108	0	21.28	5.0752	100.7932	91.63 %
8	Tomolya, Stepan	350		P	Min	106	0	22.02	4.8138	95.6022	86.91 %
9	Vysny, Marian	244		P	Min	106	0	22.57	4.6965	93.2725	84.79 %
10	Gasteiger, Klaus	205		P	Min	106	0	22.84	4.6410	92.1699	83.79 %
11	Nemcova, Petra	122		P	Min	104	0	22.57	4.6079	91.5126	83.19 %
12	Tichy, Lukas	97		P	Min	98	0	21.27	4.6074	91.5035	83.19 %
13	Dolezal, Philipp	262		P	Min	100	0	21.90	4.5662	90.6849	82.44 %
14	Simon, Heiligenbrunner	209		P	Min	98	0	22.00	4.4545	88.4673	80.42 %
15	Brezina, Marek	240		P	Min	104	0	23.39	4.4463	88.3044	80.28 %
16	Cimos, Donatas	106		P	Min	99	10	20.19	4.4081	87.5453	79.59 %
17	Szundi, Mate	162		P	Min	98	0	22.29	4.3966	87.3163	79.38 %
18	drimaj, Peter	124		P	Min	106	0	24.18	4.3838	87.0620	79.15 %
19	Sedy, Roman		U	P	Min	100	0	22.88	4.3706	86.8007	78.91 %
20	Iacomini, Stefano	334		P	Min	104	0	23.88	4.3551	86.4925	78.63 %
21	Liehne, Jan	371		P	Min	104	0	23.90	4.3515	86.4201	78.56 %
22	Bednarik, Marian	179		P	Min	98	0	22.94	4.2720	84.8422	77.13 %
23	Sliva, Tomas	49		P	Min	102	0	23.96	4.2571	84.5459	76.86 %
24	Talpas, Jozef	84		P	Min	96	0	23.42	4.0991	81.4073	74.01 %
25	Najmonova, Hana	367		P	Min	104	0	26.02	3.9969	79.3789	72.16 %
26	Gheorghii, Caldarari	150		P	Min	103	10	23.93	3.8863	77.1826	70.17 %
27	Cemsak, Martin	250		P	Min	104	0	26.81	3.8791	77.0399	70.04 %
28	Michalec, Lubomir	119		P	Min	100	0	25.84	3.8700	76.8576	69.87 %
29	Sneberger, Jakob	123		P	Min	101	20	21.18	3.8244	75.9518	69.05 %
30	Cumova, Miroslava	224		P	Min	102	0	26.87	3.7961	75.3897	68.54 %
31	Cipkus, Zilvinas	109		P	Min	98	0	25.91	3.7823	75.1169	68.29 %
32	Sciranka, Martin	10		P	Min	97	10	23.23	3.7452	74.3788	67.62 %
33	Saric, Goran	14		P	Min	104	0	27.82	3.7383	74.2430	67.49 %
34	Bindhammer, Christoph	280		P	Min	102	0	27.38	3.7253	73.9854	67.26 %
35	Kreutz, Erich	182		P	Min	95	10	23.06	3.6860	73.2047	66.55 %
36	Tobias, Matyas	19		P	Min	99	10	24.31	3.6610	72.7084	66.10 %
37	Gahir ml., Marek		U	P	Min	103	10	25.45	3.6542	72.5729	65.98 %

38	Racek, Jarda	99	P	Min	100	0	27.64	3.6179	71.8524	65.32 %
39	Kastner, Kerstin	192	P	Min	100	0	27.68	3.6127	71.7486	65.23 %
40	Kendlbacher, Florian	304	P	Min	100	0	27.77	3.6010	71.5160	65.01 %
41	Tomcala, Peter	31	P	Min	98	0	27.30	3.5897	71.2923	64.81 %
42	Gadek, Wojciech	56	P	Min	104	0	29.05	3.5800	71.0995	64.64 %
43	Obermajer, Attila	378	P	Min	96	0	26.94	3.5635	70.7706	64.34 %
44	Mindek, Martin	32	P	Min	104	0	29.35	3.5434	70.3727	63.98 %
45	Polievka, Lubomir	85	P	Min	95	10	24.48	3.4722	68.9583	62.69 %
46	Momcilovic, Snezana	16	P	Min	102	0	29.56	3.4506	68.5291	62.30 %
47	Dipa, Dzenan	41	P	Min	104	0	30.31	3.4312	68.1438	61.95 %
48	Vielhaber, Gunther	270	P	Min	102	0	29.92	3.4091	67.7045	61.55 %
49	Balazs, Zoltan	U	P	Min	94	0	27.79	3.3825	67.1767	61.07 %
50	Lengauer, Timo	232	P	Min	96	0	28.48	3.3708	66.9438	60.86 %
51	Krejcirova, Lenka	229	P	Min	98	0	29.36	3.3379	66.2902	60.26 %
52	Velic, Miroslav	154	P	Min	106	0	31.88	3.3250	66.0339	60.03 %
53	Dzuho, Elvir	42	P	Min	94	20	22.37	3.3080	65.6969	59.72 %
54	Pancik, Vladimir	96	P	Min	98	0	29.82	3.2864	65.2676	59.33 %
55	Rajman, Jiri	369	P	Min	98	0	30.92	3.1695	62.9457	57.22 %
56	Moser, Werner	279	P	Min	100	0	31.66	3.1586	62.7290	57.03 %
57	Popluhar, Patrik	181	P	Min	99	10	28.53	3.1195	61.9537	56.32 %
58	Lennert, Adam	281	P	Min	106	0	34.40	3.0814	61.1965	55.63 %
59	Trencan, Peter	256	P	Min	95	10	28.57	2.9751	59.0865	53.71 %
60	Polak, Peter	253	P	Min	97	10	30.07	2.8932	57.4599	52.24 %
61	Bakalar, Martin	28	P	Min	92	0	31.94	2.8804	57.2048	52.00 %
62	Musial, Pawel	24	P	Min	96	20	27.00	2.8148	55.9022	50.82 %
63	Weissnegger, Barbara	116	P	Min	91	10	28.85	2.8076	55.7594	50.69 %
64	Ruzicka, Milan	88	P	Min	100	0	35.64	2.8058	55.7239	50.66 %
65	Vancura, Jan	201	P	Min	90	20	25.53	2.7419	54.4536	49.50 %
66	Varos, Peter	243	P	Min	95	10	33.33	2.5503	50.6481	46.04 %
67	Man, Jakub	351	P	Min	93	10	32.72	2.5367	50.3784	45.80 %
68	Czuczor, Zsolt	73	P	Min	97	10	34.67	2.5094	49.8362	45.31 %
69	Kupcak, Vladimir	62	P	Min	88	10	33.44	2.3325	46.3242	42.11 %
70	Kugler, Karol	89	P	Min	97	10	37.65	2.3108	45.8916	41.72 %
71	Pils, Lukas	312	P	Min	89	10	35.37	2.2335	44.3579	40.33 %
72	Leonardelli, Laura	248	P	Min	91	30	30.85	1.9773	39.2694	35.70 %
73	Reiter, Celine	233	P	Min	94	0	48.69	1.9306	38.3413	34.86 %
74	Siklosi, Aliz	78	P	Min	97	10	46.26	1.8807	37.3502	33.95 %
75	Zax, Vladlen	361	P	Min	82	20	40.56	1.5286	30.3580	27.60 %
76	Istvan, Bujdoso	27	P	Min	91	40	45.95	1.1099	22.0427	20.04 %
77	Simek, Lukas	Trieda	P	Min	84	60	27.52	0.8721	17.3198	15.75 %
78	(DQ) Tkacenko, Vladimir		P	Min						

Stage Results - Production Optics

Place	Name	No.	Class	Div	PF	Points	Pen	Time	Hit Factor	Stage Pts	Stage %
1	Zapletal, Miroslav	327		PO	Min	106	0	16.88	6.2796	110.0000	100.00 %
2	Keppel, Dylan	331		PO	Min	100	0	16.43	6.0864	106.6158	96.92 %
3	Zencar jr., Pavol	144		PO	Min	106	0	18.22	5.8178	101.9100	92.65 %
4	Pijacek, Petr	300		PO	Min	102	0	19.56	5.2147	91.3462	83.04 %
5	Volk, Alexander	326		PO	Min	102	0	20.06	5.0847	89.0694	80.97 %
6	Slavik, Daniel	101		PO	Min	100	0	19.74	5.0659	88.7385	80.67 %
7	Gardian, Michal	347		PO	Min	106	0	20.95	5.0597	88.6301	80.57 %
8	Pavlik, Jan	145		PO	Min	103	10	18.40	5.0543	88.5369	80.49 %
9	Maska, Richard	226		PO	Min	98	0	19.79	4.9520	86.7440	78.86 %
10	Galazka, Marcin	328		PO	Min	104	0	21.29	4.8849	85.5691	77.79 %
11	Skvarenina, Andrej	227		PO	Min	108	0	22.40	4.8214	84.4569	76.78 %
12	Hrnciarik, Andrej	126		PO	Min	97	10	18.37	4.7360	82.9601	75.42 %
13	Holubowski, Tomasz	323		PO	Min	106	0	22.48	4.7153	82.5979	75.09 %
14	Sartor, Marco	113		PO	Min	102	0	22.10	4.6154	80.8476	73.50 %
15	Cruz, Oliver	118		PO	Min	104	0	22.59	4.6038	80.6448	73.31 %
16	Barancik, Ivan	254		PO	Min	104	0	22.97	4.5276	79.3107	72.10 %
17	Kubica, Dusan	70		PO	Min	100	0	22.19	4.5065	78.9409	71.76 %
18	Adamec, Lubos	34		PO	Min	99	10	19.99	4.4522	77.9896	70.90 %

19	Michalak, Norbert	329		PO	Min	98	0	22.05	4.4444	77.8532	70.78 %
20	Cooper, Justin	322		PO	Min	104	0	23.44	4.4369	77.7204	70.65 %
21	Binkevicius, Ramunas	108		PO	Min	106	0	24.52	4.3230	75.7259	68.84 %
22	Nemcok, Libor	235		PO	Min	98	0	22.70	4.3172	75.6240	68.75 %
23	Kobos, Krzysztof	348		PO	Min	104	0	24.14	4.3082	75.4667	68.61 %
24	Hatar, Jakub	87		PO	Min	100	0	23.60	4.2373	74.2245	67.48 %
25	Kan, Peter	75		PO	Min	106	0	25.39	4.1749	73.1312	66.48 %
26	Gebhardt, Jurgen	194		PO	Min	101	10	21.85	4.1648	72.9540	66.32 %
27	Stettin, Andreas	4		PO	Min	104	0	25.42	4.0913	71.6666	65.15 %
28	Ritter, Jakob	269		PO	Min	96	10	21.11	4.0739	71.3624	64.87 %
29	Satalan, Ovidiu Alex	187		PO	Min	106	0	26.85	3.9479	69.1546	62.87 %
30	Kubicova Bopkova, Eniko	71		PO	Min	106	0	26.88	3.9435	69.0774	62.80 %
31	Mayrhofer, Christoph	313		PO	Min	98	0	24.89	3.9373	68.9700	62.70 %
32	Hollosi, Nikolette	12		PO	Min	104	0	26.43	3.9349	68.9280	62.66 %
33	Horvath, Beata Zsanett	332		PO	Min	104	0	26.45	3.9319	68.8758	62.61 %
34	Venturato, Giulia	114		PO	Min	93	10	21.11	3.9318	68.8730	62.61 %
35	Hukel, Miroslav	93		PO	Min	102	0	26.04	3.9171	68.6149	62.38 %
36	Redecki, Tomasz		Trieda	PO	Min	99	10	22.81	3.9018	68.3477	62.13 %
37	Vanco, Jan	91		PO	Min	98	0	25.56	3.8341	67.1621	61.06 %
38	Hofer, Christian	293		PO	Min	100	0	26.15	3.8241	66.9865	60.90 %
39	Dacic, Dimitrije	18		PO	Min	104	0	27.67	3.7586	65.8390	59.85 %
40	Zakupszky, Gabor	51		PO	Min	106	0	28.83	3.6767	64.4051	58.55 %
41	Majling, Andrej	53		PO	Min	96	20	20.78	3.6574	64.0660	58.24 %
42	Kovacs, Attila	375		PO	Min	97	10	25.04	3.4744	60.8617	55.33 %
43	Penov, Andon	157		PO	Min	101	20	23.42	3.4586	60.5839	55.08 %
44	Eder, Robert	308		PO	Min	100	0	29.12	3.4341	60.1545	54.69 %
45	Stefaniak, Sebastian	67		PO	Min	104	0	30.42	3.4188	59.8871	54.44 %
46	Pitonak, Martin	236		PO	Min	96	10	25.97	3.3115	58.0077	52.73 %
47	Chalupa, Cyril	35		PO	Min	104	0	32.78	3.1727	55.5755	50.52 %
48	Streber, Jurgen	311		PO	Min	102	0	32.74	3.1155	54.5734	49.61 %
49	Mock, Dieter	287		PO	Min	94	0	30.52	3.0799	53.9514	49.05 %
50	Klepac, Ilja	211		PO	Min	103	10	30.68	3.0313	53.0991	48.27 %
51	Rief, Martin	196		PO	Min	97	20	25.57	3.0113	52.7496	47.95 %
52	Zalejsky, Rostislav	301		PO	Min	99	10	30.23	2.9441	51.5717	46.88 %
53	Wuhrleitner, Roland	317		PO	Min	106	10	32.76	2.9304	51.3318	46.67 %
54	Zakupszky, Norbert	50		PO	Min	110	0	39.40	2.7919	48.9053	44.46 %
55	Muhlegger, Bernhard	307		PO	Min	101	10	34.40	2.6453	46.3385	42.13 %
56	Talakic, Alan	54		PO	Min	93	10	35.08	2.3660	41.4455	37.68 %
57	Fujasova, Zuzana		U	PO	Min	95	10	39.43	2.1557	37.7617	34.33 %
58	Fichtinger, Markus	25		PO	Min	84	40	26.51	1.6598	29.0738	26.43 %
59	(DQ) Siska, Milos			PO	Min						
60	(DQ) Fellner, Manfred		Trieda	PO	Min						

Stage Results - Revolver

Place	Name	No.	Class	Div	PF	Points	Pen	Time	Hit Factor	Stage Pts	Stage %
1	Kroiss, Robert	207		R	Min	106	0	26.98	3.9288	110.0000	100.00 %
2	Kirchweger, Hermann	316		R	Min	108	0	29.45	3.6672	102.6756	93.34 %
3	Mark, Szegedi	138		R	Min	102	0	57.21	1.7829	49.9180	45.38 %
4	Kormanyos, Maria	37		R	Min	100	0	65.08	1.5366	43.0211	39.11 %

Stage Results - Standard

Place	Name	No.	Class	Div	PF	Points	Pen	Time	Hit Factor	Stage Pts	Stage %
1	Rakusan, Josef	366		S	Maj	104	0	18.16	5.7269	110.0000	100.00 %
2	Liehne, Zdenek	365		S	Maj	106	0	20.23	5.2397	100.6434	91.49 %
3	Koller, Hans Georg	203		S	Maj	105	0	20.66	5.0823	97.6190	88.74 %
4	Mueller, Sergej	353		S	Maj	109	0	22.02	4.9500	95.0789	86.44 %
5	Kopunec, Peter	80		S	Maj	104	0	21.77	4.7772	91.7593	83.42 %
6	Ciesielski, Marcin	11		S	Maj	105	0	22.04	4.7641	91.5067	83.19 %
7	Benesch, Thomas	295		S	Maj	106	0	22.36	4.7406	91.0561	82.78 %
8	Stranz, Jurgen	152		S	Min	98	0	21.23	4.6161	88.6648	80.60 %
9	Soustar, Ivo	100		S	Maj	103	0	24.02	4.2881	82.3644	74.88 %

10	Zdesar, Franci	345	S	Maj	104	0	24.28	4.2834	82.2735	74.79 %
11	Zebeaney, Robert	258	S	Min	110	0	26.51	4.1494	79.7000	72.45 %
12	Siska, Michal	178	S	Min	102	0	24.73	4.1245	79.2230	72.02 %
13	Koc, Marcin	82	S	Min	84	0	20.60	4.0777	78.3226	71.20 %
14	Kovac, Ondrej	U	S	Maj	103	0	25.31	4.0695	78.1664	71.06 %
15	Znamenacek, Petr	364	S	Maj	103	10	23.05	4.0347	77.4974	70.45 %
16	Kvasnica, Juraj	30	S	Min	104	0	25.93	4.0108	77.0382	70.03 %
17	Galstyan, Haykaz	191	S	Min	97	10	21.78	3.9945	76.7249	69.75 %
18	Cimos, Lech	107	S	Min	100	0	25.26	3.9588	76.0400	69.13 %
19	Baar, Alexander	208	S	Min	108	0	27.36	3.9474	75.8198	68.93 %
20	Ridoskova, Alexandra	161	S	Min	106	0	26.90	3.9405	75.6883	68.81 %
21	Gal, Kristof	231	S	Maj	105	0	27.00	3.8889	74.6966	67.91 %
22	Mikula, Jozef	259	S	Maj	105	0	27.00	3.8889	74.6966	67.91 %
23	Kurczewski, Slavek	90	S	Min	102	0	26.27	3.8828	74.5788	67.80 %
24	Misik, Peter	184	S	Min	98	0	25.24	3.8827	74.5782	67.80 %
25	Stanko, Lubomir	44	S	Min	101	10	23.55	3.8641	74.2208	67.47 %
26	Schneider, Katharina	305	S	Maj	105	0	27.56	3.8099	73.1788	66.53 %
27	Mongel, Egon	120	S	Min	95	10	22.47	3.7828	72.6593	66.05 %
28	Racek, Jaroslav	98	S	Min	102	0	27.05	3.7708	72.4283	65.84 %
29	Bicskei, Beata	141	S	Min	102	0	27.45	3.7158	71.3728	64.88 %
30	Botkova, Zuzana	333	S	Min	100	0	27.04	3.6982	71.0344	64.58 %
31	Pasztor, Viktor	105	S	Min	93	10	22.59	3.6742	70.5728	64.16 %
32	Muller, Alexander	355	S	Maj	102	10	25.17	3.6551	70.2069	63.82 %
33	Egger, Thomas	5	S	Min	106	0	29.03	3.6514	70.1349	63.76 %
34	Biedermann, Thomas	2	S	Maj	101	0	27.93	3.6162	69.4585	63.14 %
35	Pajor, Zoltan	134	S	Min	104	0	28.80	3.6111	69.3611	63.06 %
36	Leszczynska, Julia	83	S	Min	92	0	25.52	3.6050	69.2440	62.95 %
37	Mikes, Filip	29	S	Maj	98	10	24.43	3.6021	69.1886	62.90 %
38	Velicko, Laurius	104	S	Maj	105	0	29.59	3.5485	68.1584	61.96 %
39	Kosikova, Simona	92	S	Min	104	0	29.42	3.5350	67.8994	61.73 %
40	Bicsak, Laszlo Andras	79	S	Min	102	0	29.07	3.5088	67.3954	61.27 %
41	Marek, Petr	290	S	Min	106	0	30.71	3.4516	66.2981	60.27 %
42	Brandstetter, Wolfgang	198	S	Min	98	0	28.41	3.4495	66.2567	60.23 %
43	Smejkal, Martin	291	S	Min	105	10	27.62	3.4395	66.0656	60.06 %
44	Gazdik, Lukas	129	S	Min	97	20	22.76	3.3831	64.9821	59.07 %
45	Sumaj, Martin	255	S	Min	106	0	31.34	3.3823	64.9654	59.06 %
46	Horzinger, Gerhard	274	S	Maj	101	0	29.96	3.3712	64.7522	58.87 %
47	Zsolt, Lazar	376	S	Min	100	0	29.89	3.3456	64.2613	58.42 %
48	Wurm, Adrian	8	S	Min	108	0	32.36	3.3375	64.1048	58.28 %
49	Rojko, Marek	133	S	Min	100	0	30.38	3.2916	63.2248	57.48 %
50	Pancik, Lubomir	94	S	Min	100	0	30.40	3.2895	63.1832	57.44 %
51	Schmidt, Ferdinand	292	S	Min	102	0	31.37	3.2515	62.4541	56.78 %
52	Seiberl, Thomas	309	S	Min	106	0	32.70	3.2416	62.2635	56.60 %
53	Stanislav, Spevak	360	S	Min	93	10	25.69	3.2308	62.0568	56.42 %
54	Albrecht, Zoltan	377	S	Maj	98	10	27.32	3.2211	61.8696	56.25 %
55	Gombalik, Ladislav	128	S	Min	93	10	25.96	3.1972	61.4113	55.83 %
56	Hanulak, Jozef	183	S	Min	96	0	30.23	3.1757	60.9970	55.45 %
57	Sirtl, Andreas	354	S	Min	104	0	33.46	3.1082	59.7011	54.27 %
58	Potocky, Peter	95	S	Maj	102	10	29.84	3.0831	59.2194	53.84 %
59	Szczesna, Anna	110	S	Min	98	0	31.93	3.0692	58.9525	53.59 %
60	Molitor, Armin	282	S	Min	104	10	30.66	3.0659	58.8886	53.54 %
61	Kor-Hanak, Tibor	339	S	Min	97	10	28.50	3.0526	58.6340	53.30 %
62	Szalai, Laszlo	52	S	Maj	105	0	35.28	2.9762	57.1658	51.97 %
63	Mayr, Matthias	285	S	Min	99	10	29.92	2.9746	57.1352	51.94 %
64	Labanc, Daniel	103	S	Min	99	10	30.24	2.9431	56.5306	51.39 %
65	Labanc, Martin	102	S	Min	106	0	36.14	2.9330	56.3369	51.22 %
66	Zaluska, Witold	22	S	Min	104	0	35.55	2.9255	56.1913	51.08 %
67	Satalan, Victor Alex	188	S	Min	102	0	35.06	2.9093	55.8809	50.80 %
68	Popovic, Bohuslav	132	S	Min	98	0	35.08	2.7936	53.6589	48.78 %
69	Szabo, Karoly	135	S	Min	98	0	35.26	2.7794	53.3850	48.53 %
70	Ribisch, Hans-Peter	266	S	Min	106	0	38.50	2.7532	52.8835	48.08 %
71	Kainz, Dieter	294	S	Min	106	0	38.82	2.7306	52.4476	47.68 %
72	Winkler, Kilian	283	S	Min	88	0	33.16	2.6538	50.9734	46.34 %

73	Noga, Tadeusz	45	S	Min	96	0	36.32	2.6432	50.7692	46.15 %
74	Richard, Davidhazi	140	S	Min	104	0	39.52	2.6316	50.5466	45.95 %
75	Rzesniowiecki, Roman	86	S	Min	92	0	35.10	2.6211	50.3449	45.77 %
76	Krupinski, Aleksander	48	S	Min	102	10	35.31	2.6055	50.0455	45.50 %
77	Azbukin, Denis	151	S	Min	95	10	33.50	2.5373	48.7359	44.31 %
78	Jarco, Barbara	237	S	Min	96	0	38.81	2.4736	47.5119	43.19 %
79	David, Jaroslav	220	S	Maj	102	10	38.17	2.4103	46.2957	42.09 %
80	Wakolbinger, Martin	321	S	Min	98	0	41.43	2.3654	45.4346	41.30 %
81	Kovacs, Gyula	137	S	Min	94	0	41.16	2.2838	43.8660	39.88 %
82	Paroczai, Rita	336	S	Min	85	10	40.61	1.8468	35.4735	32.25 %
83	Gal, Krisztian	230	S	Maj	0	0	0.00	0.0000	0.0000	0.00 %
84	Keller, Richard	20	S	Min	0	0	0.00	0.0000	0.0000	0.00 %
85	Palau, Marika	21	S	Min	0	0	0.00	0.0000	0.0000	0.00 %
86	(DQ) Hua, Wei		U	S	Maj					

Generated by PractiScore for Android (1.7.29 Xiaomi) at 2023-05-10 23:06 +0200

15	Maierhofer, Christian	320	O	Maj	60	0	10.46	5.7361	47.1336	78.56 %
16	Till, Raphael	319	O	Maj	54	0	9.84	5.4878	45.0930	75.16 %
17	Eisl, Alexander	314	O	Maj	56	0	10.56	5.3030	43.5747	72.62 %
18	Sery, Jiri	343	O	Maj	58	0	11.14	5.2065	42.7812	71.30 %
19	Weber, Gunter	273	O	Maj	58	0	11.34	5.1146	42.0267	70.04 %
20	Aigner, Edeltraut	303	O	Maj	58	0	11.38	5.0967	41.8790	69.80 %
21	Lazorik, Maros	127	O	Maj	55	0	10.89	5.0505	41.4997	69.17 %
22	Kwiatkowski, Roland	275	O	Maj	59	0	12.04	4.9003	40.2658	67.11 %
23	Steurer, Margit	272	O	Maj	60	0	12.37	4.8504	39.8559	66.43 %
24	Aigner, Michael	302	O	Maj	57	0	11.89	4.7939	39.3916	65.65 %
25	Kutschi, Lukas	298	O	Maj	53	0	12.42	4.2673	35.0643	58.44 %
26	Willhalm, Klaus	318	O	Maj	57	0	13.82	4.1245	33.8905	56.48 %
27	Roland, Pap	337	O	Maj	50	10	10.22	3.9139	32.1603	53.60 %
28	Gibart, Banyai	338	O	Maj	57	0	14.92	3.8204	31.3918	52.32 %
29	Kneringer, Sandra	7	O	Maj	56	0	14.72	3.8043	31.2601	52.10 %
30	Zacek, Milan	81	O	Maj	56	0	16.62	3.3694	27.6865	46.14 %
31	Gerencser, Miklos	55	O	Maj	58	0	17.39	3.3353	27.4056	45.68 %
32	Kocian, Norbert	180	O	Maj	56	0	17.33	3.2314	26.5522	44.25 %
33	Dvorak, Andrea	315	O	Maj	53	10	14.81	2.9034	23.8574	39.76 %
34	Geerts, Hans	33	O	Maj	54	10	18.15	2.4242	19.9199	33.20 %
35	Adler, Franz	276	O	Maj	52	10	17.62	2.3837	19.5864	32.64 %
36	Nahule, Ahmad	358	O	Min	51	20	14.13	2.1939	18.0273	30.05 %
37	(DQ) Halpern, Shalom		O	Maj						
38	(DQ) Eitan, Gill		O	Maj						

Stage Results - PCC

Place	Name	No.	Class	Div	PF	Points	Pen	Time	Hit Factor	Stage Pts	Stage %
1	Thaler, Martin	199		PCC	Min	60	0	7.53	7.9681	60.0000	100.00 %
2	Fedor, Marian	156		PCC	Min	60	0	7.81	7.6825	57.8489	96.41 %
3	Nagy, Ernest	330		PCC	Min	60	0	7.94	7.5567	56.9018	94.84 %
4	Palka, Jan	225		PCC	Min	60	0	8.26	7.2639	54.6973	91.16 %
5	Karlin, Marcus	214		PCC	Min	58	0	8.34	6.9544	52.3669	87.28 %
6	Synek, Milos	69		PCC	Min	56	0	8.23	6.8044	51.2369	85.39 %
7	Scepko, Samuel	163		PCC	Min	58	0	8.56	6.7757	51.0210	85.04 %
8	Flajszer, Kamil	74		PCC	Min	58	0	8.64	6.7130	50.5486	84.25 %
9	Kiss, Gabor	168		PCC	Min	60	0	9.40	6.3830	48.0638	80.11 %
10	Bajc, Ernest	223		PCC	Min	60	0	9.77	6.1412	46.2436	77.07 %
11	Jozsef, Hodi	139		PCC	Min	54	0	8.97	6.0201	45.3311	75.55 %
12	Popielek, Grzegorz	146		PCC	Min	54	0	8.97	6.0201	45.3311	75.55 %
13	Lenzelbauer, Peter	121		PCC	Min	58	0	9.64	6.0166	45.3050	75.51 %
14	Jakube, Patrik	158		PCC	Min	58	0	9.67	5.9979	45.1644	75.27 %
15	Krychl, Michael	216		PCC	Min	58	0	9.70	5.9794	45.0247	75.04 %
16	Szarvas, Peter	169		PCC	Min	58	0	9.75	5.9487	44.7938	74.66 %
17	Szyszka, Amadeusz	261		PCC	Min	60	0	10.34	5.8027	43.6944	72.82 %
18	Sirk, Julius	296		PCC	Min	56	0	9.70	5.7732	43.4722	72.45 %
19	Boca, Rastislav	155		PCC	Min	52	0	9.06	5.7395	43.2185	72.03 %
20	Sotet, Gabor	38		PCC	Min	58	0	10.21	5.6807	42.7757	71.29 %
21	Kominek, Jiri	212		PCC	Min	54	0	9.52	5.6723	42.7122	71.19 %
22	Ambrus, Oliver	167		PCC	Min	60	0	10.67	5.6232	42.3430	70.57 %
23	Semic, Matija	222		PCC	Min	54	0	9.65	5.5959	42.1368	70.23 %
24	Kastl, Christoph	265		PCC	Min	56	0	10.24	5.4688	41.1797	68.63 %
25	Szundi, Andrej	164		PCC	Min	52	0	9.53	5.4565	41.0871	68.48 %
26	Thalman, Daniel	288		PCC	Min	58	0	10.64	5.4511	41.0470	68.41 %
27	Ladisich, Robert	263		PCC	Min	56	0	10.34	5.4159	40.7814	67.97 %
28	Pevek, Markus	217		PCC	Min	50	0	9.27	5.3937	40.6149	67.69 %
29	Norbert, Kara	175		PCC	Min	60	0	11.18	5.3667	40.4114	67.35 %
30	Ebner, Christoph	286		PCC	Min	58	0	10.86	5.3407	40.2155	67.03 %
31	Tomascin, Andrej	247		PCC	Min	50	0	9.43	5.3022	39.9258	66.54 %
32	Palmai, Adam	172		PCC	Min	58	0	11.00	5.2727	39.7036	66.17 %
33	Hajnsek, Kristjan	349		PCC	Min	54	0	10.35	5.2174	39.2870	65.48 %
34	Moraru, Andrei	147		PCC	Min	54	0	10.35	5.2174	39.2870	65.48 %

35	Gromovas, Andrejus	143	PCC	Min	58	0	11.29	5.1373	38.6838	64.47 %
36	Novak, Lubor	190	PCC	Min	58	0	11.31	5.1282	38.6154	64.36 %
37	Bulko, Peter	153	PCC	Min	58	0	11.37	5.1011	38.4116	64.02 %
38	Moretti, Nico	234	PCC	Min	58	0	11.48	5.0523	38.0436	63.41 %
39	Meles, Radovan	249	PCC	Min	58	0	11.53	5.0304	37.8786	63.13 %
40	Coroban, Iurie	125	PCC	Min	52	10	8.36	5.0239	37.8301	63.05 %
41	Berger, Franz	206	PCC	Min	56	0	11.43	4.8994	36.8924	61.49 %
42	Veres, Robert	260	PCC	Min	54	0	11.32	4.7703	35.9205	59.87 %
43	Hars, Roland	382	PCC	Min	60	0	13.50	4.4444	33.4667	55.78 %
44	Prandstotter, Martin	299	PCC	Min	51	10	9.25	4.4324	33.3762	55.63 %
45	Muehlegger, Sarah	306	PCC	Min	60	0	13.57	4.4215	33.2940	55.49 %
46	Rehak, Michael	219	PCC	Min	52	0	11.82	4.3993	33.1269	55.21 %
47	Halasi, Gergely	379	PCC	Min	60	0	13.72	4.3732	32.9300	54.88 %
48	Ferenc, Karadi	174	PCC	Min	56	0	13.09	4.2781	32.2139	53.69 %
49	Kubus, Mats	242	PCC	Min	52	0	12.22	4.2553	32.0426	53.40 %
50	Kisters, Rob	36	PCC	Min	58	0	13.64	4.2522	32.0191	53.37 %
51	Jud, Manfred	297	PCC	Min	60	0	14.13	4.2463	31.9745	53.29 %
52	Kubac, Vitezslav	68	PCC	Min	54	10	10.56	4.1667	31.3750	52.29 %
53	Jozsef, Santa	380	PCC	Min	60	0	14.92	4.0214	30.2815	50.47 %
54	Busolin, Pavel	77	PCC	Min	46	0	11.47	4.0105	30.1988	50.33 %
55	Erdelyi, Lilla	176	PCC	Min	58	0	15.06	3.8513	29.0000	48.33 %
56	Spratek, Dusan	246	PCC	Min	56	0	15.29	3.6625	27.5788	45.96 %
57	Radolec, Milan	59	PCC	Min	56	0	16.45	3.4043	25.6340	42.72 %
58	Kerber, Gerald	268	PCC	Min	56	0	16.58	3.3776	25.4331	42.39 %
59	Riedhart, Hermann	284	PCC	Min	58	0	17.34	3.3449	25.1869	41.98 %
60	Ladisich, Sonja	264	PCC	Min	58	0	22.94	2.5283	19.0384	31.73 %
61	Weissl, Martin	204	PCC	Min	55	20	17.72	1.9752	14.8730	24.79 %
62	Waldschutz, Wolfgang	218	PCC	Min	0	0	0.00	0.0000	0.0000	0.00 %

Stage Results - Production

Place	Name	No.	Class	Div	PF	Points	Pen	Time	Hit Factor	Stage Pts	Stage %
1	Stepan, Michal	221		P	Min	60	0	8.10	7.4074	60.0000	100.00 %
2	Gasteiger, Klaus	205		P	Min	60	0	9.01	6.6593	53.9401	89.90 %
3	Sneberger, Jakub	123		P	Min	58	0	8.82	6.5760	53.2653	88.78 %
4	Majstorovic, Davor	13		P	Min	60	0	9.13	6.5717	53.2311	88.72 %
5	Bindik, Franta	363		P	Min	60	0	9.20	6.5217	52.8261	88.04 %
6	Popovic, Aleksa	17		P	Min	56	0	8.74	6.4073	51.8993	86.50 %
7	Liehne, Jan	371		P	Min	60	0	9.76	6.1475	49.7951	82.99 %
8	Nemcova, Petra	122		P	Min	58	0	9.47	6.1246	49.6093	82.68 %
9	Cimos, Donatas	106		P	Min	54	0	8.94	6.0403	48.9262	81.54 %
10	Momcilovic, Ljubisa	15		P	Min	58	0	9.89	5.8645	47.5025	79.17 %
11	Iacomini, Stefano	334		P	Min	58	0	9.92	5.8468	47.3589	78.93 %
12	Tichy, Lukas	97		P	Min	60	0	10.29	5.8309	47.2303	78.72 %
13	Szundi, Mate	162		P	Min	58	0	10.01	5.7942	46.9331	78.22 %
14	Chmura, Tomas	245		P	Min	54	0	9.37	5.7631	46.6809	77.80 %
15	Sedy, Roman		U	P	Min	58	0	10.28	5.6420	45.7004	76.17 %
16	Tomolya, Stepan	350		P	Min	54	0	9.80	5.5102	44.6327	74.39 %
17	Gheorghii, Caldarari	150		P	Min	60	0	10.97	5.4695	44.3026	73.84 %
18	Talpas, Jozef	84		P	Min	58	0	10.63	5.4563	44.1957	73.66 %
19	drimaj, Peter	124		P	Min	52	0	9.59	5.4223	43.9208	73.20 %
20	Simon, Heiligenbrunner	209		P	Min	60	0	11.09	5.4103	43.8233	73.04 %
21	Kreutz, Erich	182		P	Min	54	0	10.17	5.3097	43.0088	71.68 %
22	Weissnegger, Barbara	116		P	Min	54	0	10.71	5.0420	40.8403	68.07 %
23	Michalec, Lubomir	119		P	Min	56	0	11.14	5.0269	40.7181	67.86 %
24	Ulreich, Rainer	117		P	Min	56	0	11.18	5.0089	40.5725	67.62 %
25	Simek, Lukas		Trieda	P	Min	58	0	11.91	4.8699	39.4458	65.74 %
26	Dolezal, Philipp	262		P	Min	52	0	10.71	4.8553	39.3277	65.55 %
27	Polievka, Lubomir	85		P	Min	52	0	10.83	4.8015	38.8920	64.82 %
28	Vysny, Marian	244		P	Min	58	0	12.16	4.7697	38.6349	64.39 %
29	Vancura, Jan	201		P	Min	56	0	11.75	4.7660	38.6043	64.34 %
30	Cumova, Miroslava	224		P	Min	60	0	12.68	4.7319	38.3281	63.88 %

31	Ruzicka, Milan	88	P	Min	50	0	10.74	4.6555	37.7095	62.85 %
32	Velic, Miroslav	154	P	Min	58	0	12.51	4.6363	37.5540	62.59 %
33	Cemsak, Martin	250	P	Min	50	0	10.80	4.6296	37.5000	62.50 %
34	Vielhaber, Gunther	270	P	Min	58	0	12.83	4.5207	36.6173	61.03 %
35	Kendlbacher, Florian	304	P	Min	52	0	11.66	4.4597	36.1235	60.21 %
36	Popluhar, Patrik	181	P	Min	52	0	11.69	4.4482	36.0308	60.05 %
37	Bednarik, Marian	179	P	Min	56	0	12.59	4.4480	36.0286	60.05 %
38	Varos, Peter	243	P	Min	58	0	13.11	4.4241	35.8352	59.73 %
39	Obermajer, Attila	378	P	Min	56	0	12.72	4.4025	35.6604	59.43 %
40	Sliva, Tomas	49	P	Min	52	0	12.15	4.2798	34.6667	57.78 %
41	Najmonova, Hana	367	P	Min	50	0	12.01	4.1632	33.7219	56.20 %
42	Krejcirova, Lenka	229	P	Min	58	0	13.95	4.1577	33.6774	56.13 %
43	Tomcala, Peter	31	P	Min	56	0	13.56	4.1298	33.4513	55.75 %
44	Pancik, Vladimir	96	P	Min	54	0	13.20	4.0909	33.1364	55.23 %
45	Pils, Lukas	312	P	Min	52	0	12.81	4.0593	32.8806	54.80 %
46	Trencan, Peter	256	P	Min	54	0	13.55	3.9852	32.2804	53.80 %
47	Kugler, Karol	89	P	Min	54	0	13.56	3.9823	32.2566	53.76 %
48	Istvan, Bujdoso	27	P	Min	52	0	13.18	3.9454	31.9575	53.26 %
49	Bindhammer, Christoph	280	P	Min	48	0	12.19	3.9377	31.8950	53.16 %
50	Dipa, Dzenan	41	P	Min	54	0	13.98	3.8627	31.2876	52.15 %
51	Musial, Pawel	24	P	Min	54	0	14.01	3.8544	31.2206	52.03 %
52	Man, Jakub	351	P	Min	54	0	14.06	3.8407	31.1095	51.85 %
53	Sciranka, Martin	10	P	Min	51	10	10.99	3.7307	30.2184	50.36 %
54	Lennert, Adam	281	P	Min	58	0	16.04	3.6160	29.2893	48.82 %
55	Gadek, Wojciech	56	P	Min	48	0	13.52	3.5503	28.7574	47.93 %
56	Leonardelli, Laura	248	P	Min	54	0	15.57	3.4682	28.0925	46.82 %
57	Gahir ml., Marek	U	P	Min	51	10	11.89	3.4483	27.9310	46.55 %
58	Kupcak, Vladimir	62	P	Min	54	0	15.99	3.3771	27.3546	45.59 %
59	Brezina, Marek	240	P	Min	48	0	14.28	3.3613	27.2269	45.38 %
60	Cipkus, Zilvinas	109	P	Min	47	10	11.03	3.3545	27.1714	45.29 %
61	Dzuho, Elvir	42	P	Min	47	10	11.10	3.3333	27.0000	45.00 %
62	Saric, Goran	14	P	Min	53	10	13.07	3.2900	26.6488	44.41 %
63	Momcilovic, Snezana	16	P	Min	53	10	13.50	3.1852	25.8000	43.00 %
64	Czuczor, Zsolt	73	P	Min	53	10	13.58	3.1664	25.6480	42.75 %
65	Moser, Werner	279	P	Min	51	10	13.41	3.0574	24.7651	41.28 %
66	Kastner, Kerstin	192	P	Min	48	10	12.54	3.0303	24.5455	40.91 %
67	Polak, Peter	253	P	Min	54	0	18.25	2.9589	23.9671	39.95 %
68	Lengauer, Timo	232	P	Min	47	10	12.59	2.9388	23.8046	39.67 %
69	Bakalar, Martin	28	P	Min	45	10	13.75	2.5455	20.6182	34.36 %
70	Mindek, Martin	32	P	Min	43	10	13.35	2.4719	20.0225	33.37 %
71	Balazs, Zoltan	U	P	Min	43	10	15.29	2.1583	17.4820	29.14 %
72	Zax, Vladlen	361	P	Min	45	10	16.35	2.1407	17.3394	28.90 %
73	Racek, Jarda	99	P	Min	45	20	11.71	2.1349	17.2929	28.82 %
74	Rajman, Jiri	369	P	Min	48	20	13.34	2.0990	17.0015	28.34 %
75	Tobias, Matyas	19	P	Min	44	20	11.94	2.0101	16.2814	27.14 %
76	Siklosi, Aliz	78	P	Min	50	20	17.61	1.7036	13.7990	23.00 %
77	Reiter, Celine	233	P	Min	40	20	13.49	1.4826	12.0089	20.01 %
78	(DQ) Tkacenko, Vladimir		P	Min						

Stage Results - Production Optics

Place	Name	No.	Class	Div	PF	Points	Pen	Time	Hit Factor	Stage Pts	Stage %
1	Keppel, Dylan	331		PO	Min	60	0	7.40	8.1081	60.0000	100.00 %
2	Zapletal, Miroslav	327		PO	Min	56	0	8.11	6.9051	51.0974	85.16 %
3	Hrnciarik, Andrej	126		PO	Min	54	0	8.17	6.6095	48.9106	81.52 %
4	Volk, Alexander	326		PO	Min	56	0	8.60	6.5116	48.1860	80.31 %
5	Zencar jr., Pavol	144		PO	Min	54	0	8.34	6.4748	47.9137	79.86 %
6	Adamec, Lubos	34		PO	Min	60	0	9.33	6.4309	47.5884	79.31 %
7	Pavlik, Jan	145		PO	Min	54	0	8.94	6.0403	44.6980	74.50 %
8	Kubica, Dusan	70		PO	Min	56	0	9.43	5.9385	43.9449	73.24 %
9	Maska, Richard	226		PO	Min	56	0	9.45	5.9259	43.8519	73.09 %
10	Slavik, Daniel	101		PO	Min	52	0	8.92	5.8296	43.1390	71.90 %

11	Binkevicius, Ramunas	108		PO	Min	56	0	9.71	5.7673	42.6777	71.13 %
12	Skvarenina, Andrej	227		PO	Min	56	0	9.82	5.7026	42.1996	70.33 %
13	Stettin, Andreas	4		PO	Min	56	0	9.85	5.6853	42.0711	70.12 %
14	Hatar, Jakub	87		PO	Min	52	0	9.26	5.6156	41.5551	69.26 %
15	Mayrhofer, Christoph	313		PO	Min	58	0	10.50	5.5238	40.8762	68.13 %
16	Venturato, Giulia	114		PO	Min	56	0	10.17	5.5064	40.7473	67.91 %
17	Pitonak, Martin	236		PO	Min	56	0	10.19	5.4956	40.6673	67.78 %
18	Gebhardt, Jurgen	194		PO	Min	60	0	11.02	5.4446	40.2904	67.15 %
19	Pijacek, Petr	300		PO	Min	52	0	9.61	5.4110	40.0416	66.74 %
20	Majling, Andrej	53		PO	Min	56	0	10.35	5.4106	40.0386	66.73 %
21	Michalak, Norbert	329		PO	Min	52	0	9.66	5.3830	39.8344	66.39 %
22	Redecki, Tomasz		Trieda	PO	Min	58	0	10.87	5.3358	39.4848	65.81 %
23	Barancik, Ivan	254		PO	Min	58	0	10.96	5.2920	39.1606	65.27 %
24	Holubowski, Tomasz	323		PO	Min	48	0	9.09	5.2805	39.0759	65.13 %
25	Hofer, Christian	293		PO	Min	58	0	11.02	5.2632	38.9474	64.91 %
26	Galazka, Marcin	328		PO	Min	52	0	9.89	5.2578	38.9080	64.85 %
27	Sartor, Marco	113		PO	Min	56	0	10.71	5.2288	38.6928	64.49 %
28	Cooper, Justin	322		PO	Min	58	0	11.14	5.2065	38.5278	64.21 %
29	Kan, Peter	75		PO	Min	56	0	10.89	5.1423	38.0533	63.42 %
30	Gardian, Michal	347		PO	Min	56	0	10.91	5.1329	37.9835	63.31 %
31	Ritter, Jakob	269		PO	Min	54	0	10.55	5.1185	37.8768	63.13 %
32	Penov, Andon	157		PO	Min	58	0	11.40	5.0877	37.6491	62.75 %
33	Hukel, Miroslav	93		PO	Min	60	0	11.89	5.0463	37.3423	62.24 %
34	Nemcok, Libor	235		PO	Min	50	0	10.04	4.9801	36.8526	61.42 %
35	Kobos, Krzysztof	348		PO	Min	58	0	11.71	4.9530	36.6524	61.09 %
36	Horvath, Beata Zsanett	332		PO	Min	54	0	11.08	4.8736	36.0650	60.11 %
37	Dacic, Dimitrije	18		PO	Min	52	0	10.74	4.8417	35.8287	59.71 %
38	Zakupszky, Norbert	50		PO	Min	58	0	11.98	4.8414	35.8264	59.71 %
39	Zalejsky, Rostislav	301		PO	Min	56	0	11.93	4.6940	34.7360	57.89 %
40	Vanco, Jan	91		PO	Min	52	0	11.33	4.5896	33.9629	56.60 %
41	Kovacs, Attila	375		PO	Min	50	0	11.04	4.5290	33.5145	55.86 %
42	Kubicova Bopkova, Eniko	71		PO	Min	58	0	12.88	4.5031	33.3230	55.54 %
43	Satalan, Ovidiu Alex	187		PO	Min	56	0	12.45	4.4980	33.2851	55.48 %
44	Cruz, Oliver	118		PO	Min	54	0	12.13	4.4518	32.9431	54.91 %
45	Wuhrleitner, Roland	317		PO	Min	48	0	11.21	4.2819	31.6860	52.81 %
46	Streber, Jurgen	311		PO	Min	54	0	13.94	3.8737	28.6657	47.78 %
47	Stefaniak, Sebastian	67		PO	Min	56	0	14.71	3.8069	28.1713	46.95 %
48	Eder, Robert	308		PO	Min	56	0	15.47	3.6199	26.7873	44.65 %
49	Mock, Dieter	287		PO	Min	46	0	12.80	3.5938	26.5938	44.32 %
50	Rief, Martin	196		PO	Min	47	10	11.81	3.1329	23.1837	38.64 %
51	Muhlegger, Bernhard	307		PO	Min	56	0	19.24	2.9106	21.5385	35.90 %
52	Fujasova, Zuzana		U	PO	Min	50	0	17.23	2.9019	21.4742	35.79 %
53	Klepac, Ilja	211		PO	Min	49	10	15.01	2.5983	19.2272	32.05 %
54	Hollosi, Nikolette	12		PO	Min	54	0	21.06	2.5641	18.9744	31.62 %
55	Chalupa, Cyril	35		PO	Min	53	20	15.34	2.1512	15.9192	26.53 %
56	Fichtinger, Markus	25		PO	Min	43	10	15.36	2.1484	15.8984	26.50 %
57	Talakic, Alan	54		PO	Min	48	20	13.88	2.0173	14.9280	24.88 %
58	Zakupszky, Gabor	51		PO	Min	51	10	20.85	1.9664	14.5516	24.25 %
59	(DQ) Siska, Milos			PO	Min						
60	(DQ) Fellner, Manfred		Trieda	PO	Min						

Stage Results - Revolver

Place	Name	No.	Class	Div	PF	Points	Pen	Time	Hit Factor	Stage Pts	Stage %
1	Kroiss, Robert	207		R	Min	56	0	10.81	5.1804	60.0000	100.00 %
2	Kirchweger, Hermann	316		R	Min	58	0	13.20	4.3939	50.8912	84.82 %
3	Mark, Szegedi	138		R	Min	53	10	17.60	2.4432	28.2973	47.16 %
4	Kormanyos, Maria	37		R	Min	53	10	21.32	2.0169	23.3599	38.93 %

Stage Results - Standard

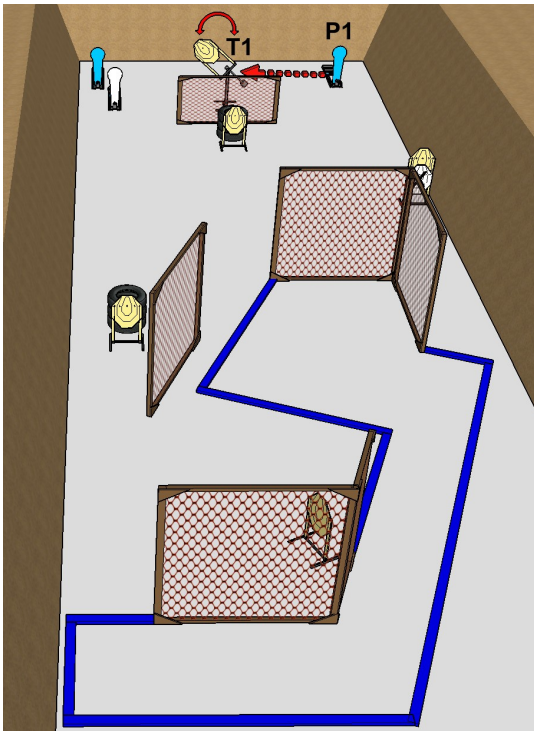
Place	Name	No.	Class	Div	PF	Points	Pen	Time	Hit Factor	Stage Pts	Stage %
-------	------	-----	-------	-----	----	--------	-----	------	------------	-----------	---------

1	Liehne, Zdenek	365	S	Maj	59	0	8.17	7.2215	60.0000	100.00 %
2	Koller, Hans Georg	203	S	Maj	57	0	8.73	6.5292	54.2478	90.41 %
3	Znamenacek, Petr	364	S	Maj	59	0	9.22	6.3991	53.1670	88.61 %
4	Stranz, Jurgen	152	S	Min	56	0	8.82	6.3492	52.7522	87.92 %
5	Cimos, Lech	107	S	Min	58	0	9.67	5.9979	49.8337	83.06 %
6	Zdesar, Franci	345	S	Maj	57	0	9.72	5.8642	48.7225	81.20 %
7	Rakusan, Josef	366	S	Maj	59	0	10.09	5.8474	48.5828	80.97 %
8	Galstyan, Haykaz	191	S	Min	52	0	9.05	5.7459	47.7393	79.57 %
9	Koc, Marcin	82	S	Min	58	0	10.17	5.7030	47.3836	78.97 %
10	Benesch, Thomas	295	S	Maj	58	0	10.18	5.6974	47.3371	78.90 %
11	Mueller, Sergej	353	S	Maj	59	0	10.42	5.6622	47.0441	78.41 %
12	Biedermann, Thomas	2	S	Maj	58	0	10.28	5.6420	46.8766	78.13 %
13	Baar, Alexander	208	S	Min	58	0	10.29	5.6365	46.8311	78.05 %
14	Kvasnica, Juraj	30	S	Min	60	0	10.82	5.5453	46.0729	76.79 %
15	Ciesielski, Marcin	11	S	Maj	60	0	10.87	5.5198	45.8609	76.43 %
16	Ridoskova, Alexandra	161	S	Min	58	0	10.55	5.4976	45.6769	76.13 %
17	Mongel, Egon	120	S	Min	48	0	8.79	5.4608	45.3705	75.62 %
18	Schneider, Katharina	305	S	Maj	56	0	10.70	5.2336	43.4836	72.47 %
19	Kopunec, Peter	80	S	Maj	56	0	10.86	5.1565	42.8430	71.40 %
20	Misik, Peter	184	S	Min	58	0	11.46	5.0611	42.0499	70.08 %
21	Mikula, Jozef	259	S	Maj	60	0	11.88	5.0505	41.9620	69.94 %
22	Albrecht, Zoltan	377	S	Maj	54	0	10.71	5.0420	41.8915	69.82 %
23	Soustar, Ivo	100	S	Maj	57	0	11.37	5.0132	41.6520	69.42 %
24	Mikes, Filip	29	S	Maj	59	0	12.18	4.8440	40.2463	67.08 %
25	Botkova, Zuzana	333	S	Min	54	0	11.27	4.7915	39.8099	66.35 %
26	David, Jaroslav	220	S	Maj	57	0	11.94	4.7739	39.6636	66.11 %
27	Szalai, Laszlo	52	S	Maj	57	0	11.96	4.7659	39.5972	66.00 %
28	Stanislav, Spevak	360	S	Min	58	0	12.52	4.6326	38.4897	64.15 %
29	Muller, Alexander	355	S	Maj	55	0	12.01	4.5795	38.0488	63.41 %
30	Zebegney, Robert	258	S	Min	56	0	12.24	4.5752	38.0126	63.35 %
31	Potocky, Peter	95	S	Maj	59	0	13.01	4.5350	37.6787	62.80 %
32	Velicko, Laurius	104	S	Maj	58	10	10.74	4.4693	37.1328	61.89 %
33	Satalan, Victor Alex	188	S	Min	54	0	12.23	4.4154	36.6850	61.14 %
34	Pasztor, Viktor	105	S	Min	58	0	13.26	4.3741	36.3417	60.57 %
35	Zaluska, Witold	22	S	Min	56	0	13.06	4.2879	35.6259	59.38 %
36	Kor-Hanak, Tibor	339	S	Min	48	0	11.20	4.2857	35.6077	59.35 %
37	Gal, Kristof	231	S	Maj	53	10	10.11	4.2532	35.3377	58.90 %
38	Kurczewski, Slavek	90	S	Min	54	0	12.73	4.2419	35.2441	58.74 %
39	Zsolt, Lazar	376	S	Min	50	0	11.91	4.1982	34.8802	58.13 %
40	Stanko, Lubomir	44	S	Min	54	0	12.98	4.1602	34.5653	57.61 %
41	Pajor, Zoltan	134	S	Min	54	0	13.07	4.1316	34.3273	57.21 %
42	Schmidt, Ferdinand	292	S	Min	56	0	13.64	4.1056	34.1110	56.85 %
43	Bicskei, Beata	141	S	Min	58	0	14.20	4.0845	33.9360	56.56 %
44	Pancik, Lubomir	94	S	Min	54	0	13.28	4.0663	33.7845	56.31 %
45	Wakolbinger, Martin	321	S	Min	52	0	12.90	4.0310	33.4915	55.82 %
46	Racek, Jaroslav	98	S	Min	54	0	13.50	4.0000	33.2339	55.39 %
47	Smejkal, Martin	291	S	Min	54	0	13.53	3.9911	33.1602	55.27 %
48	Szczesna, Anna	110	S	Min	54	0	13.56	3.9823	33.0868	55.14 %
49	Winkler, Kilian	283	S	Min	44	0	11.24	3.9146	32.5243	54.21 %
50	Labanc, Daniel	103	S	Min	50	0	12.91	3.8730	32.1784	53.63 %
51	Marek, Petr	290	S	Min	50	0	12.92	3.8700	32.1535	53.59 %
52	Gazdik, Lukas	129	S	Min	52	0	13.53	3.8433	31.9321	53.22 %
53	Sumaj, Martin	255	S	Min	56	0	14.74	3.7992	31.5654	52.61 %
54	Bicsak, Laszlo Andras	79	S	Min	54	0	14.28	3.7815	31.4186	52.36 %
55	Szabo, Karoly	135	S	Min	58	0	15.37	3.7736	31.3527	52.25 %
56	Sirtl, Andreas	354	S	Min	54	0	14.71	3.6710	30.5002	50.83 %
57	Noga, Tadeusz	45	S	Min	56	0	15.30	3.6601	30.4101	50.68 %
58	Molitor, Armin	282	S	Min	50	0	13.70	3.6496	30.3229	50.54 %
59	Hanulak, Jozef	183	S	Min	49	10	10.73	3.6347	30.1986	50.33 %
60	Egger, Thomas	5	S	Min	56	0	15.81	3.5421	29.4291	49.05 %
61	Ribisch, Hans-Peter	266	S	Min	54	0	15.31	3.5271	29.3049	48.84 %
62	Rojko, Marek	133	S	Min	48	0	13.64	3.5191	29.2380	48.73 %

63	Kosikova, Simona	92	S	Min	52	0	15.51	3.3527	27.8556	46.43 %	
64	Leszczynska, Julia	83	S	Min	49	10	11.80	3.3051	27.4602	45.77 %	
65	Mayr, Matthias	285	S	Min	53	10	13.67	3.1456	26.1349	43.56 %	
66	Seiberl, Thomas	309	S	Min	51	10	13.09	3.1322	26.0235	43.37 %	
67	Brandstetter, Wolfgang	198	S	Min	49	10	12.84	3.0374	25.2360	42.06 %	
68	Kovacs, Gyula	137	S	Min	48	0	15.84	3.0303	25.1772	41.96 %	
69	Jarco, Barbara	237	S	Min	51	10	13.60	3.0147	25.0476	41.75 %	
70	Kainz, Dieter	294	S	Min	58	0	19.31	3.0036	24.9555	41.59 %	
71	Richard, Davidhazi	140	S	Min	58	0	20.00	2.9000	24.0946	40.16 %	
72	Azbukin, Denis	151	S	Min	45	10	12.12	2.8878	23.9931	39.99 %	
73	Wurm, Adrian	8	S	Min	51	10	14.29	2.8691	23.8382	39.73 %	
74	Labanc, Martin	102	S	Min	49	10	13.91	2.8037	23.2948	38.82 %	
75	Siska, Michal	178	S	Min	52	0	19.33	2.6901	22.3508	37.25 %	
76	Horzinger, Gerhard	274	S	Maj	52	10	16.73	2.5105	20.8581	34.76 %	
77	Gombalik, Ladislav	128	S	Min	48	20	11.85	2.3629	19.6318	32.72 %	
78	Paroczai, Rita	336	S	Min	47	10	17.08	2.1663	17.9985	30.00 %	
79	Krupinski, Aleksander	48	S	Min	53	10	21.10	2.0379	16.9320	28.22 %	
80	Rzesniowiecki, Roman	86	S	Min	48	20	13.76	2.0349	16.9068	28.18 %	
81	Popovic, Bohuslav	132	S	Min	46	20	14.11	1.8427	15.3097	25.52 %	
82	Gal, Krisztian	230	S	Maj	0	0	0.00	0.0000	0.0000	0.00 %	
83	Keller, Richard	20	S	Min	0	0	0.00	0.0000	0.0000	0.00 %	
84	Palau, Marika	21	S	Min	0	0	0.00	0.0000	0.0000	0.00 %	
85	Kovac, Ondrej		U	S	Maj	12	150	1.42	0.0000	0.0000	0.00 %
86	(DQ) Hua, Wei		U	S	Maj						

Generated by PractiScore for Android (1.7.29 Xiaomi) at 2023-05-10 23:06 +0200

Mosquito Match 2023 HG & PCC - Stejdž 19 - 2023-05-07



Stage Results - Classic

Place	Name	No.	Class	Div	PF	Points	Pen	Time	Hit Factor	Stage Pts	Stage %
1	Batki, Gyorgy	381		C	Min	56	0	10.65	5.2582	60.0000	100.00 %
2	Szczesny, Bartosz	324		C	Min	54	0	10.42	5.1823	59.1342	98.56 %
3	Kovar, Zbynek	46		C	Min	58	0	11.53	5.0304	57.4000	95.67 %
4	Behal, Jiri	213		C	Min	58	0	11.90	4.8739	55.6152	92.69 %
5	Kala, Jakub	200		C	Min	56	0	11.68	4.7945	54.7089	91.18 %
6	Cernigoj, Robert	344		C	Min	53	10	9.09	4.7305	53.9781	89.96 %
7	Staszczyk, Bartosz	111		C	Min	54	0	11.47	4.7079	53.7209	89.53 %
8	Migleczy, Gyula	171		C	Min	56	0	12.17	4.6015	52.5062	87.51 %
9	Poliacik, Martin	257		C	Min	58	0	13.49	4.2995	49.0602	81.77 %
10	Szaszi, Csaba	374		C	Min	56	0	13.73	4.0787	46.5404	77.57 %
11	Bobaly, Mihaly	373		C	Min	58	0	14.98	3.8718	44.1803	73.63 %
12	Fischer, Christoph	202		C	Min	53	10	11.29	3.8087	43.4598	72.43 %
13	Busza, Marcin	112		C	Min	56	0	14.72	3.8043	43.4103	72.35 %
14	Rauscher, Dietmar	310		C	Maj	55	0	14.94	3.6814	42.0073	70.01 %
15	Robert, Farkas	136		C	Maj	58	0	17.06	3.3998	38.7938	64.66 %
16	Fischer, Manfred	267		C	Min	46	0	16.91	2.7203	31.0404	51.73 %
17	Vnucko, Jan	252		C	Min	48	0	17.79	2.6981	30.7878	51.31 %
18	Wieland, Gunter	23		C	Min	54	10	24.70	1.7814	20.3268	33.88 %

Stage Results - Open

Place	Name	No.	Class	Div	PF	Points	Pen	Time	Hit Factor	Stage Pts	Stage %
1	Havlicek, Miroslav	368		O	Maj	58	0	8.86	6.5463	60.0000	100.00 %
2	Henes, Zdenek	189		O	Maj	57	0	9.63	5.9190	54.2507	90.42 %
3	Tomaini, Fabio	251		O	Maj	58	0	10.52	5.5133	50.5323	84.22 %
4	Kneringer, Mario	6		O	Maj	58	0	10.91	5.3162	48.7259	81.21 %
5	Roland, Pap	337		O	Maj	55	0	10.60	5.1887	47.5569	79.26 %
6	Elkobi, Eliyahu	357		O	Maj	58	0	11.36	5.1056	46.7958	77.99 %
7	Barkanyi, Laszlo	335		O	Maj	58	0	11.71	4.9530	45.3971	75.66 %
8	Samek, Petr	115		O	Maj	54	0	11.31	4.7745	43.7611	72.94 %
9	Nandor, Reider	340		O	Maj	52	0	10.96	4.7445	43.4860	72.48 %
10	Novotny, Jaroslav	346		O	Maj	55	0	11.83	4.6492	42.6123	71.02 %
11	Pawlik, Celina	325		O	Maj	52	0	11.24	4.6263	42.4027	70.67 %
12	Lazorik, Maros	127		O	Maj	59	0	13.00	4.5385	41.5973	69.33 %

13	Kocian, Norbert	180	O	Maj	54	0	11.95	4.5188	41.4174	69.03 %
14	Sery, Jiri	343	O	Maj	58	0	12.86	4.5101	41.3375	68.90 %
15	Till, Raphael	319	O	Maj	56	0	12.47	4.4908	41.1603	68.60 %
16	Kwiatkowski, Roland	275	O	Maj	59	0	13.18	4.4765	41.0293	68.38 %
17	Rossetto, Denny	352	O	Min	48	0	11.03	4.3518	39.8862	66.48 %
18	Zeindl, Stefan	3	O	Maj	59	0	13.62	4.3319	39.7038	66.17 %
19	Kutschi, Lukas	298	O	Maj	50	0	11.65	4.2918	39.3370	65.56 %
20	Eisl, Alexander	314	O	Maj	57	0	13.54	4.2097	38.5845	64.31 %
21	Aigner, Edeltraut	303	O	Maj	58	0	14.61	3.9699	36.3860	60.64 %
22	Aigner, Michael	302	O	Maj	56	0	14.38	3.8943	35.6933	59.49 %
23	Sera, Martina	342	O	Maj	55	10	11.60	3.8793	35.5559	59.26 %
24	Willhalm, Klaus	318	O	Maj	58	0	15.11	3.8385	35.1820	58.64 %
25	Steurer, Margit	272	O	Maj	56	0	14.66	3.8199	35.0115	58.35 %
26	Maierhofer, Christian	320	O	Maj	56	10	12.20	3.7705	34.5585	57.60 %
27	Muller, Georg	186	O	Maj	55	10	13.07	3.4430	31.5569	52.59 %
28	Gibart, Banyai	338	O	Maj	50	0	14.70	3.4014	31.1752	51.96 %
29	Gerencser, Miklos	55	O	Maj	56	0	17.56	3.1891	29.2294	48.72 %
30	Kneringer, Sandra	7	O	Maj	57	0	17.93	3.1790	29.1375	48.56 %
31	Adler, Franz	276	O	Maj	56	0	19.30	2.9016	26.5942	44.32 %
32	Nahule, Ahmad	358	O	Min	52	0	18.51	2.8093	25.7486	42.91 %
33	Zacek, Milan	81	O	Maj	52	0	19.31	2.6929	24.6819	41.14 %
34	Dvorak, Andrea	315	O	Maj	55	0	20.58	2.6725	24.4948	40.82 %
35	Weber, Gunter	273	O	Maj	57	20	14.14	2.6167	23.9833	39.97 %
36	Geerts, Hans	33	O	Maj	58	0	22.35	2.5951	23.7852	39.64 %
37	(DQ) Halpern, Shalom		O	Maj						
38	(DQ) Eitan, Gill		O	Maj						

Stage Results - PCC

Place	Name	No.	Class	Div	PF	Points	Pen	Time	Hit Factor	Stage Pts	Stage %
1	Fedor, Marian	156		PCC	Min	58	0	8.38	6.9212	60.0000	100.00 %
2	Nagy, Ernest	330		PCC	Min	58	0	8.54	6.7916	58.8759	98.13 %
3	Semic, Matija	222		PCC	Min	56	0	9.45	5.9259	51.3716	85.62 %
4	Flajszer, Kamil	74		PCC	Min	60	0	10.20	5.8824	50.9939	84.99 %
5	Szarvas, Peter	169		PCC	Min	56	0	9.75	5.7436	49.7910	82.98 %
6	Scepko, Samuel	163		PCC	Min	54	0	9.60	5.6250	48.7629	81.27 %
7	Popielek, Grzegorz	146		PCC	Min	56	0	10.08	5.5556	48.1609	80.27 %
8	Szyszka, Amadeusz	261		PCC	Min	54	0	9.82	5.4990	47.6705	79.45 %
9	Tomascin, Andrej	247		PCC	Min	58	0	10.66	5.4409	47.1670	78.61 %
10	Pevek, Markus	217		PCC	Min	56	0	10.61	5.2780	45.7551	76.26 %
11	Lenzelbauer, Peter	121		PCC	Min	58	0	10.99	5.2775	45.7507	76.25 %
12	Jakube, Patrik	158		PCC	Min	60	0	11.39	5.2678	45.6662	76.11 %
13	Prandstotter, Martin	299		PCC	Min	54	0	10.37	5.2073	45.1422	75.24 %
14	Sirk, Julius	296		PCC	Min	56	0	10.86	5.1565	44.7018	74.50 %
15	Synek, Milos	69		PCC	Min	52	0	10.18	5.1081	44.2816	73.80 %
16	Ladisich, Robert	263		PCC	Min	56	0	10.97	5.1048	44.2536	73.76 %
17	Palmai, Adam	172		PCC	Min	58	0	11.41	5.0833	44.0666	73.44 %
18	Kominek, Jiri	212		PCC	Min	56	0	11.06	5.0633	43.8935	73.16 %
19	Moraru, Andrei	147		PCC	Min	56	0	11.06	5.0633	43.8935	73.16 %
20	Ebner, Christoph	286		PCC	Min	56	0	11.07	5.0587	43.8538	73.09 %
21	Jozsef, Hodi	139		PCC	Min	52	0	10.30	5.0485	43.7657	72.94 %
22	Kiss, Gabor	168		PCC	Min	54	0	10.74	5.0279	43.5870	72.64 %
23	Boca, Rastislav	155		PCC	Min	54	0	10.81	4.9954	43.3047	72.17 %
24	Palka, Jan	225		PCC	Min	52	0	10.45	4.9761	43.1374	71.90 %
25	Norbert, Kara	175		PCC	Min	60	0	12.06	4.9751	43.1292	71.88 %
26	Veres, Robert	260		PCC	Min	54	0	11.30	4.7788	41.4269	69.04 %
27	Krychl, Michael	216		PCC	Min	58	0	12.18	4.7619	41.2808	68.80 %
28	Kastl, Christoph	265		PCC	Min	58	0	12.40	4.6774	40.5484	67.58 %
29	Gromovas, Andrejus	143		PCC	Min	50	0	10.73	4.6598	40.3959	67.33 %
30	Kubac, Vitezslav	68		PCC	Min	54	0	11.72	4.6075	39.9423	66.57 %
31	Rehak, Michael	219		PCC	Min	58	0	12.59	4.6068	39.9365	66.56 %
32	Ambrus, Oliver	167		PCC	Min	58	0	12.63	4.5922	39.8100	66.35 %

33	Meles, Radovan	249	PCC	Min	56	0	12.20	4.5902	39.7920	66.32 %
34	Halasi, Gergely	379	PCC	Min	54	0	11.91	4.5340	39.3051	65.51 %
35	Hajnsek, Kristjan	349	PCC	Min	54	0	11.96	4.5151	39.1408	65.23 %
36	Szundi, Andrej	164	PCC	Min	54	0	12.26	4.4046	38.1830	63.64 %
37	Karlin, Marcus	214	PCC	Min	50	0	11.42	4.3783	37.9552	63.26 %
38	Coroban, Iurie	125	PCC	Min	52	0	11.89	4.3734	37.9131	63.19 %
39	Thaler, Martin	199	PCC	Min	52	0	12.20	4.2623	36.9497	61.58 %
40	Moretti, Nico	234	PCC	Min	48	0	11.53	4.1631	36.0894	60.15 %
41	Thalmann, Daniel	288	PCC	Min	56	0	13.48	4.1543	36.0135	60.02 %
42	Erdelyi, Lilla	176	PCC	Min	54	0	13.13	4.1127	35.6530	59.42 %
43	Berger, Franz	206	PCC	Min	54	0	13.22	4.0847	35.4103	59.02 %
44	Ferenc, Karadi	174	PCC	Min	52	0	12.89	4.0341	34.9718	58.29 %
45	Muehlegger, Sarah	306	PCC	Min	60	0	15.25	3.9344	34.1074	56.85 %
46	Busolin, Pavel	77	PCC	Min	50	0	12.72	3.9308	34.0761	56.79 %
47	Novak, Lubor	190	PCC	Min	50	0	12.88	3.8820	33.6528	56.09 %
48	Weissl, Martin	204	PCC	Min	54	0	14.21	3.8001	32.9433	54.91 %
49	Spratek, Dusan	246	PCC	Min	58	0	15.99	3.6273	31.4447	52.41 %
50	Riedhart, Hermann	284	PCC	Min	60	0	16.74	3.5842	31.0716	51.79 %
51	Jozsef, Santa	380	PCC	Min	54	0	15.13	3.5691	30.9401	51.57 %
52	Jud, Manfred	297	PCC	Min	54	0	15.26	3.5387	30.6765	51.13 %
53	Kerber, Gerald	268	PCC	Min	52	0	15.29	3.4009	29.4824	49.14 %
54	Kisters, Rob	36	PCC	Min	50	0	15.49	3.2279	27.9825	46.64 %
55	Bulko, Peter	153	PCC	Min	56	0	17.50	3.2000	27.7407	46.23 %
56	Hars, Roland	382	PCC	Min	56	0	17.62	3.1782	27.5518	45.92 %
57	Sotet, Gabor	38	PCC	Min	56	10	14.97	3.0728	26.6381	44.40 %
58	Kubus, Mats	242	PCC	Min	54	0	19.27	2.8023	24.2929	40.49 %
59	Radolec, Milan	59	PCC	Min	54	0	22.37	2.4139	20.9264	34.88 %
60	Bajc, Ernest	223	PCC	Min	54	0	23.91	2.2585	19.5786	32.63 %
61	Ladisich, Sonja	264	PCC	Min	50	0	22.32	2.2401	19.4197	32.37 %
62	Waldschutz, Wolfgang	218	PCC	Min	0	0	0.00	0.0000	0.0000	0.00 %

Stage Results - Production

Place	Name	No.	Class	Div	PF	Points	Pen	Time	Hit Factor	Stage Pts	Stage %
1	Stepan, Michal	221		P	Min	60	0	9.31	6.4447	60.0000	100.00 %
2	Momcilovic, Ljubisa	15		P	Min	58	0	10.21	5.6807	52.8874	88.15 %
3	Cimos, Donatas	106		P	Min	56	0	9.92	5.6452	52.5565	87.59 %
4	Chmura, Tomas	245		P	Min	54	0	9.76	5.5328	51.5102	85.85 %
5	Popovic, Aleksa	17		P	Min	56	0	10.34	5.4159	50.4217	84.04 %
6	Majstorovic, Davor	13		P	Min	54	0	10.05	5.3731	50.0239	83.37 %
7	Tichy, Lukas	97		P	Min	58	0	10.99	5.2775	49.1338	81.89 %
8	Tomolya, Stepan	350		P	Min	58	0	11.56	5.0173	46.7111	77.85 %
9	Iacomini, Stefano	334		P	Min	56	0	11.71	4.7822	44.5226	74.20 %
10	Balazs, Zoltan		U	P	Min	58	0	12.13	4.7815	44.5161	74.19 %
11	Vysny, Marian	244		P	Min	54	0	11.35	4.7577	44.2943	73.82 %
12	Szundi, Mate	162		P	Min	52	0	11.26	4.6181	42.9947	71.66 %
13	Liehne, Jan	371		P	Min	58	0	12.63	4.5922	42.7538	71.26 %
14	Sliva, Tomas	49		P	Min	56	0	12.20	4.5902	42.7344	71.22 %
15	Bindik, Franta	363		P	Min	54	0	11.77	4.5879	42.7137	71.19 %
16	Gasteiger, Klaus	205		P	Min	56	0	12.25	4.5714	42.5600	70.93 %
17	Nemcova, Petra	122		P	Min	58	0	12.81	4.5277	42.1530	70.26 %
18	Dzuho, Elvir	42		P	Min	54	0	11.95	4.5188	42.0703	70.12 %
19	drimaj, Peter	124		P	Min	60	0	13.29	4.5147	42.0316	70.05 %
20	Sneberger, Jakub	123		P	Min	54	0	12.03	4.4888	41.7905	69.65 %
21	Ulreich, Rainer	117		P	Min	52	0	11.71	4.4406	41.3424	68.90 %
22	Cumova, Miroslava	224		P	Min	56	0	12.67	4.4199	41.1492	68.58 %
23	Simon, Heiligenbrunner	209		P	Min	52	0	11.79	4.4105	41.0619	68.44 %
24	Gahir ml., Marek		U	P	Min	58	0	13.69	4.2367	39.4434	65.74 %
25	Brezina, Marek	240		P	Min	52	0	12.30	4.2276	39.3593	65.60 %
26	Talpas, Jozef	84		P	Min	56	0	13.38	4.1854	38.9656	64.94 %
27	Gheorghii, Caldarari	150		P	Min	50	0	12.24	4.0850	38.0310	63.39 %
28	Vancura, Jan	201		P	Min	50	0	12.30	4.0650	37.8455	63.08 %

29	Momcilovic, Snezana	16		P	Min	58	0	14.32	4.0503	37.7081	62.85 %
30	Dolezal, Philipp	262		P	Min	50	0	12.46	4.0128	37.3596	62.27 %
31	Najmonova, Hana	367		P	Min	52	0	13.00	4.0000	37.2400	62.07 %
32	Simek, Lukas		Trieda	P	Min	60	0	15.00	4.0000	37.2400	62.07 %
33	Polievka, Lubomir	85		P	Min	52	0	13.02	3.9939	37.1828	61.97 %
34	Obermajer, Attila	378		P	Min	52	0	13.23	3.9305	36.5926	60.99 %
35	Lengauer, Timo	232		P	Min	52	0	13.38	3.8864	36.1824	60.30 %
36	Trencan, Peter	256		P	Min	54	0	13.95	3.8710	36.0387	60.06 %
37	Musial, Pawel	24		P	Min	56	0	14.50	3.8621	35.9559	59.93 %
38	Kastner, Kerstin	192		P	Min	56	0	14.62	3.8304	35.6607	59.43 %
39	Racek, Jarda	99		P	Min	58	0	15.19	3.8183	35.5484	59.25 %
40	Sedy, Roman		U	P	Min	52	0	13.84	3.7572	34.9798	58.30 %
41	Bindhammer, Christoph	280		P	Min	52	0	13.93	3.7330	34.7538	57.92 %
42	Vielhaber, Gunther	270		P	Min	56	0	15.12	3.7037	34.4815	57.47 %
43	Cemsak, Martin	250		P	Min	58	0	15.67	3.7013	34.4595	57.43 %
44	Bednarik, Marian	179		P	Min	56	0	15.14	3.6988	34.4359	57.39 %
45	Pancik, Vladimir	96		P	Min	56	0	15.16	3.6939	34.3905	57.32 %
46	Kendlbacher, Florian	304		P	Min	52	0	14.08	3.6932	34.3835	57.31 %
47	Polak, Peter	253		P	Min	54	0	14.77	3.6561	34.0379	56.73 %
48	Krejcirova, Lenka	229		P	Min	54	0	15.22	3.5480	33.0315	55.05 %
49	Ruzicka, Milan	88		P	Min	50	0	14.13	3.5386	32.9441	54.91 %
50	Sciranka, Martin	10		P	Min	56	0	15.99	3.5022	32.6054	54.34 %
51	Kreutz, Erich	182		P	Min	47	10	11.00	3.3636	31.3155	52.19 %
52	Michalec, Lubomir	119		P	Min	54	0	16.18	3.3375	31.0717	51.79 %
53	Tobias, Matyas	19		P	Min	53	10	12.99	3.3102	30.8183	51.36 %
54	Gadek, Wojciech	56		P	Min	50	0	15.54	3.2175	29.9550	49.92 %
55	Weissnegger, Barbara	116		P	Min	52	0	16.18	3.2138	29.9209	49.87 %
56	Reiter, Celine	233		P	Min	56	0	17.52	3.1963	29.7580	49.60 %
57	Dipa, Dzenan	41		P	Min	52	0	16.43	3.1649	29.4656	49.11 %
58	Cipkus, Zilvinas	109		P	Min	47	10	12.05	3.0705	28.5867	47.64 %
59	Popluhar, Patrik	181		P	Min	52	0	17.55	2.9630	27.5852	45.98 %
60	Rajman, Jiri	369		P	Min	50	0	17.14	2.9172	27.1587	45.26 %
61	Pils, Lukas	312		P	Min	52	0	18.49	2.8123	26.1828	43.64 %
62	Czuczor, Zsolt	73		P	Min	52	0	18.50	2.8108	26.1686	43.61 %
63	Leonardelli, Laura	248		P	Min	52	0	18.57	2.8002	26.0700	43.45 %
64	Tomcala, Peter	31		P	Min	52	0	18.71	2.7793	25.8749	43.12 %
65	Istvan, Bujdoso	27		P	Min	56	0	20.23	2.7682	25.7716	42.95 %
66	Kugler, Karol	89		P	Min	54	0	19.74	2.7356	25.4681	42.45 %
67	Varos, Peter	243		P	Min	51	10	15.55	2.6367	24.5473	40.91 %
68	Mindek, Martin	32		P	Min	47	10	14.34	2.5802	24.0216	40.04 %
69	Lennert, Adam	281		P	Min	52	0	20.38	2.5515	23.7547	39.59 %
70	Zax, Vladlen	361		P	Min	54	0	21.55	2.5058	23.3290	38.88 %
71	Man, Jakob	351		P	Min	50	10	16.43	2.4346	22.6659	37.78 %
72	Velic, Miroslav	154		P	Min	52	10	17.98	2.3359	21.7475	36.25 %
73	Saric, Goran	14		P	Min	50	0	22.39	2.2331	20.7905	34.65 %
74	Moser, Werner	279		P	Min	43	10	16.86	1.9573	18.2224	30.37 %
75	Bakalar, Martin	28		P	Min	42	0	23.67	1.7744	16.5196	27.53 %
76	Siklosi, Aliz	78		P	Min	46	0	25.98	1.7706	16.4842	27.47 %
77	Kupcak, Vladimir	62		P	Min	43	10	24.07	1.3710	12.7640	21.27 %
78	(DQ) Tkacenko, Vladimir			P	Min						

Stage Results - Production Optics

Place	Name	No.	Class	Div	PF	Points	Pen	Time	Hit Factor	Stage Pts	Stage %
1	Hrnciarik, Andrej	126		PO	Min	56	0	9.79	5.7201	60.0000	100.00 %
2	Zencar jr., Pavol	144		PO	Min	56	0	10.17	5.5064	57.7581	96.26 %
3	Pavlik, Jan	145		PO	Min	60	0	11.29	5.3144	55.7447	92.91 %
4	Keppel, Dylan	331		PO	Min	54	0	10.41	5.1873	54.4113	90.69 %
5	Cooper, Justin	322		PO	Min	58	0	11.25	5.1556	54.0781	90.13 %
6	Galazka, Marcin	328		PO	Min	54	0	10.59	5.0992	53.4864	89.14 %
7	Nemcok, Libor	235		PO	Min	58	0	11.53	5.0304	52.7648	87.94 %
8	Maska, Richard	226		PO	Min	56	0	11.17	5.0134	52.5873	87.65 %

9	Michalak, Norbert	329		PO	Min	58	0	11.62	4.9914	52.3562	87.26 %
10	Slavik, Daniel	101		PO	Min	54	0	11.05	4.8869	51.2599	85.43 %
11	Kubica, Dusan	70		PO	Min	58	0	11.90	4.8739	51.1242	85.21 %
12	Pijacek, Petr	300		PO	Min	56	0	11.49	4.8738	51.1227	85.20 %
13	Zapletal, Miroslav	327		PO	Min	58	0	12.18	4.7619	49.9490	83.25 %
14	Sartor, Marco	113		PO	Min	54	0	11.54	4.6794	49.0833	81.81 %
15	Adamec, Lubos	34		PO	Min	54	0	11.75	4.5957	48.2061	80.34 %
16	Skvarenina, Andrej	227		PO	Min	50	0	10.88	4.5956	48.2044	80.34 %
17	Ritter, Jakob	269		PO	Min	56	0	12.32	4.5455	47.6786	79.46 %
18	Cruz, Oliver	118		PO	Min	54	0	11.96	4.5151	47.3597	78.93 %
19	Rief, Martin	196		PO	Min	54	0	11.97	4.5113	47.3201	78.87 %
20	Kovacs, Attila	375		PO	Min	60	0	13.33	4.5011	47.2136	78.69 %
21	Kan, Peter	75		PO	Min	56	0	12.69	4.4129	46.2884	77.15 %
22	Mayrhofer, Christoph	313		PO	Min	54	0	12.29	4.3938	46.0880	76.81 %
23	Hukel, Miroslav	93		PO	Min	60	0	14.04	4.2735	44.8260	74.71 %
24	Binkevicius, Ramunas	108		PO	Min	54	0	12.66	4.2654	44.7410	74.57 %
25	Stettin, Andreas	4		PO	Min	56	0	13.24	4.2296	44.3656	73.94 %
26	Hollosi, Nikolette	12		PO	Min	60	0	14.21	4.2224	44.2897	73.82 %
27	Penov, Andon	157		PO	Min	54	0	12.79	4.2220	44.2863	73.81 %
28	Satalan, Ovidiu Alex	187		PO	Min	54	0	12.86	4.1991	44.0452	73.41 %
29	Kobos, Krzysztof	348		PO	Min	52	0	12.41	4.1902	43.9519	73.25 %
30	Holubowski, Tomasz	323		PO	Min	48	0	11.47	4.1848	43.8959	73.16 %
31	Dacic, Dimitrije	18		PO	Min	56	0	13.46	4.1605	43.6404	72.73 %
32	Gebhardt, Jurgen	194		PO	Min	48	0	11.56	4.1522	43.5541	72.59 %
33	Majling, Andrej	53		PO	Min	52	0	12.53	4.1500	43.5310	72.55 %
34	Barancik, Ivan	254		PO	Min	56	0	13.57	4.1268	43.2867	72.14 %
35	Hatar, Jakub	87		PO	Min	48	0	11.66	4.1166	43.1806	71.97 %
36	Kubicova Bopkova, Eniko	71		PO	Min	56	0	13.86	4.0404	42.3810	70.63 %
37	Volk, Alexander	326		PO	Min	50	0	12.56	3.9809	41.7567	69.59 %
38	Pitonak, Martin	236		PO	Min	56	0	14.09	3.9744	41.6891	69.48 %
39	Vanco, Jan	91		PO	Min	52	0	13.18	3.9454	41.3841	68.97 %
40	Hofer, Christian	293		PO	Min	54	0	13.83	3.9046	40.9560	68.26 %
41	Gardian, Michal	347		PO	Min	50	0	12.84	3.8941	40.8461	68.08 %
42	Stefaniak, Sebastian	67		PO	Min	58	0	15.37	3.7736	39.5822	65.97 %
43	Horvath, Beata Zsanett	332		PO	Min	54	0	14.84	3.6388	38.1686	63.61 %
44	Venturato, Giulia	114		PO	Min	56	10	12.94	3.5549	37.2880	62.15 %
45	Redecki, Tomasz		Trieda	PO	Min	51	10	11.63	3.5254	36.9786	61.63 %
46	Mock, Dieter	287		PO	Min	48	0	14.58	3.2922	34.5326	57.55 %
47	Talakic, Alan	54		PO	Min	56	0	17.01	3.2922	34.5326	57.55 %
48	Muhlegger, Bernhard	307		PO	Min	60	0	18.37	3.2662	34.2601	57.10 %
49	Wuhrleitner, Roland	317		PO	Min	50	0	15.38	3.2510	34.1004	56.83 %
50	Chalupa, Cyril	35		PO	Min	56	0	17.49	3.2018	33.5849	55.97 %
51	Zakupszky, Norbert	50		PO	Min	54	0	16.90	3.1953	33.5161	55.86 %
52	Zalejsky, Rostislav	301		PO	Min	50	0	15.99	3.1270	32.7995	54.67 %
53	Streber, Jurgen	311		PO	Min	50	0	16.78	2.9797	31.2553	52.09 %
54	Klepac, Ilja	211		PO	Min	53	10	15.73	2.7336	28.6738	47.79 %
55	Eder, Robert	308		PO	Min	52	0	19.81	2.6249	27.5337	45.89 %
56	Fujasova, Zuzana		U	PO	Min	52	0	20.97	2.4797	26.0106	43.35 %
57	Zakupszky, Gabor	51		PO	Min	58	0	27.11	2.1394	22.4411	37.40 %
58	Fichtinger, Markus	25		PO	Min	48	10	18.00	2.1111	22.1440	36.91 %
59	(DQ) Siska, Milos			PO	Min						
60	(DQ) Fellner, Manfred		Trieda	PO	Min						

Stage Results - Revolver

Place	Name	No.	Class	Div	PF	Points	Pen	Time	Hit Factor	Stage Pts	Stage %
1	Kroiss, Robert	207		R	Min	52	0	13.75	3.7818	60.0000	100.00 %
2	Kirchweger, Hermann	316		R	Min	52	0	15.87	3.2766	51.9849	86.64 %
3	Mark, Szegedi	138		R	Min	54	0	18.23	2.9622	46.9957	78.33 %
4	Kormanyos, Maria	37		R	Min	54	0	20.42	2.6445	41.9555	69.93 %

Stage Results - Standard

Place	Name	No.	Class	Div	PF	Points	Pen	Time	Hit Factor	Stage Pts	Stage %
1	Rakusan, Josef	366		S	Maj	58	0	10.58	5.4820	60.0000	100.00 %
2	Liehne, Zdenek	365		S	Maj	56	0	10.63	5.2681	57.6585	96.10 %
3	Gazdik, Lukas	129		S	Min	58	0	11.28	5.1418	56.2766	93.79 %
4	Znamenacek, Petr	364		S	Maj	59	0	11.49	5.1349	56.2006	93.67 %
5	Ciesielski, Marcin	11		S	Maj	58	0	11.38	5.0967	55.7821	92.97 %
6	Albrecht, Zoltan	377		S	Maj	57	0	11.52	4.9479	54.1541	90.26 %
7	Kopunec, Peter	80		S	Maj	55	0	11.27	4.8802	53.4131	89.02 %
8	Benesch, Thomas	295		S	Maj	58	0	11.89	4.8780	53.3894	88.98 %
9	Biedermann, Thomas	2		S	Maj	58	0	11.91	4.8699	53.2997	88.83 %
10	Mueller, Sergej	353		S	Maj	60	0	12.64	4.7468	51.9533	86.59 %
11	Koller, Hans Georg	203		S	Maj	54	0	11.41	4.7327	51.7985	86.33 %
12	Mikes, Filip	29		S	Maj	57	0	12.26	4.6493	50.8854	84.81 %
13	Koc, Marcin	82		S	Min	54	0	11.73	4.6036	50.3854	83.98 %
14	Mongel, Egon	120		S	Min	52	0	11.86	4.3845	47.9874	79.98 %
15	Kvasnica, Juraj	30		S	Min	54	0	12.55	4.3028	47.0933	78.49 %
16	Stanko, Lubomir	44		S	Min	56	0	13.05	4.2912	46.9663	78.28 %
17	Siska, Michal	178		S	Min	50	0	11.69	4.2772	46.8128	78.02 %
18	Soustar, Ivo	100		S	Maj	57	0	13.36	4.2665	46.6957	77.83 %
19	Velicko, Laurius	104		S	Maj	56	0	13.53	4.1390	45.3001	75.50 %
20	Stranz, Jurgen	152		S	Min	46	0	11.18	4.1145	45.0324	75.05 %
21	Zebegney, Robert	258		S	Min	54	0	13.19	4.0940	44.8082	74.68 %
22	Ridoskova, Alexandra	161		S	Min	58	0	14.26	4.0673	44.5161	74.19 %
23	Schneider, Katharina	305		S	Maj	50	0	12.31	4.0617	44.4550	74.09 %
24	Pasztor, Viktor	105		S	Min	48	0	11.84	4.0541	44.3709	73.95 %
25	Gombalik, Ladislav	128		S	Min	54	0	13.43	4.0208	44.0075	73.35 %
26	Zdesar, Franci	345		S	Maj	54	0	13.56	3.9823	43.5856	72.64 %
27	Labanc, Martin	102		S	Min	60	0	15.22	3.9422	43.1465	71.91 %
28	Botkova, Zuzana	333		S	Min	54	0	13.91	3.8821	42.4889	70.81 %
29	Baar, Alexander	208		S	Min	56	0	14.68	3.8147	41.7514	69.59 %
30	Wakolbinger, Martin	321		S	Min	58	0	15.28	3.7958	41.5445	69.24 %
31	Misik, Peter	184		S	Min	52	0	13.74	3.7846	41.4215	69.04 %
32	Kosikova, Simona	92		S	Min	56	0	14.89	3.7609	41.1625	68.60 %
33	Kor-Hanak, Tibor	339		S	Min	46	0	12.45	3.6948	40.4387	67.40 %
34	Racek, Jaroslav	98		S	Min	56	0	15.35	3.6482	39.9290	66.55 %
35	Brandstetter, Wolfgang	198		S	Min	54	0	14.86	3.6339	39.7726	66.29 %
36	Mikula, Jozef	259		S	Maj	57	0	15.72	3.6260	39.6854	66.14 %
37	Mayr, Matthias	285		S	Min	52	0	14.43	3.6036	39.4408	65.73 %
38	Galstyan, Haykaz	191		S	Min	49	10	10.88	3.5846	39.2324	65.39 %
39	David, Jaroslav	220		S	Maj	58	0	16.26	3.5670	39.0406	65.07 %
40	Muller, Alexander	355		S	Maj	54	0	15.22	3.5480	38.8318	64.72 %
41	Pajor, Zoltan	134		S	Min	52	0	14.71	3.5350	38.6901	64.48 %
42	Szalai, Laszlo	52		S	Maj	59	0	16.71	3.5308	38.6442	64.41 %
43	Rzesniowiecki, Roman	86		S	Min	54	0	15.51	3.4816	38.1058	63.51 %
44	Hanulak, Jozef	183		S	Min	52	0	15.02	3.4621	37.8915	63.15 %
45	Schmidt, Ferdinand	292		S	Min	54	0	15.64	3.4527	37.7890	62.98 %
46	Pancik, Lubomir	94		S	Min	54	0	15.66	3.4483	37.7408	62.90 %
47	Bicskei, Beata	141		S	Min	58	0	16.95	3.4218	37.4513	62.42 %
48	Rojko, Marek	133		S	Min	52	0	15.52	3.3505	36.6708	61.12 %
49	Sirtl, Andreas	354		S	Min	56	0	16.80	3.3333	36.4828	60.80 %
50	Sumaj, Martin	255		S	Min	50	0	15.05	3.3223	36.3616	60.60 %
51	Labanc, Daniel	103		S	Min	50	0	15.06	3.3201	36.3374	60.56 %
52	Azbukin, Denis	151		S	Min	52	0	15.78	3.2953	36.0666	60.11 %
53	Bicsak, Laszlo Andras	79		S	Min	56	0	17.04	3.2864	35.9689	59.95 %
54	Cimos, Lech	107		S	Min	49	10	12.04	3.2392	35.4525	59.09 %
55	Molitor, Armin	282		S	Min	54	0	16.68	3.2374	35.4329	59.05 %
56	Gal, Kristof	231		S	Maj	54	10	13.73	3.2047	35.0745	58.46 %
57	Egger, Thomas	5		S	Min	52	0	16.24	3.2020	35.0450	58.41 %
58	Leszczynska, Julia	83		S	Min	54	0	17.43	3.0981	33.9082	56.51 %
59	Szczesna, Anna	110		S	Min	52	0	17.15	3.0321	33.1855	55.31 %
60	Horzinger, Gerhard	274		S	Maj	55	0	18.26	3.0120	32.9663	54.94 %

61	Smejkal, Martin	291	S	Min	56	10	15.30	3.0065	32.9060	54.84 %
62	Zaluska, Witold	22	S	Min	50	0	16.81	2.9744	32.5545	54.26 %
63	Noga, Tadeusz	45	S	Min	56	0	18.90	2.9630	32.4291	54.05 %
64	Szabo, Karoly	135	S	Min	48	0	16.70	2.8743	31.4582	52.43 %
65	Potocky, Peter	95	S	Maj	59	10	17.10	2.8655	31.3624	52.27 %
66	Wurm, Adrian	8	S	Min	56	0	19.72	2.8398	31.0806	51.80 %
67	Paroczai, Rita	336	S	Min	54	0	20.33	2.6562	29.0714	48.45 %
68	Ribisch, Hans-Peter	266	S	Min	54	0	20.42	2.6445	28.9432	48.24 %
69	Krupinski, Aleksander	48	S	Min	52	0	19.90	2.6131	28.5995	47.67 %
70	Kainz, Dieter	294	S	Min	54	0	21.42	2.5210	27.5920	45.99 %
71	Jarco, Barbara	237	S	Min	47	10	14.77	2.5051	27.4176	45.70 %
72	Popovic, Bohuslav	132	S	Min	48	0	19.42	2.4717	27.0521	45.09 %
73	Kovacs, Gyula	137	S	Min	50	0	20.26	2.4679	27.0109	45.02 %
74	Seiberl, Thomas	309	S	Min	51	10	17.13	2.3935	26.1960	43.66 %
75	Kurczewski, Slavek	90	S	Min	56	10	19.85	2.3174	25.3633	42.27 %
76	Richard, Davidhazi	140	S	Min	58	10	20.81	2.3066	25.2452	42.08 %
77	Satalan, Victor Alex	188	S	Min	42	0	19.26	2.1807	23.8672	39.78 %
78	Winkler, Kilian	283	S	Min	49	10	19.27	2.0239	22.1509	36.92 %
79	Marek, Petr	290	S	Min	49	20	15.19	1.9092	20.8953	34.83 %
80	Stanislav, Spevak	360	S	Min	45	20	14.07	1.7768	19.4471	32.41 %
81	Zsolt, Lazar	376	S	Min	45	20	14.08	1.7756	19.4333	32.39 %
82	Gal, Krisztian	230	S	Maj	0	0	0.00	0.0000	0.0000	0.00 %
83	Keller, Richard	20	S	Min	0	0	0.00	0.0000	0.0000	0.00 %
84	Kovac, Ondrej	U	S	Maj	0	0	0.00	0.0000	0.0000	0.00 %
85	Palau, Marika	21	S	Min	0	0	0.00	0.0000	0.0000	0.00 %
86	(DQ) Hua, Wei	U	S	Maj						

Generated by PractiScore for Android (1.7.29 Xiaomi) at 2023-05-10 23:07 +0200

9	Barkanyi, Laszlo	335	O	Maj	59	0	9.05	6.5193	50.4391	84.07 %
10	Till, Raphael	319	O	Maj	60	0	9.38	6.3966	49.4894	82.48 %
11	Roland, Pap	337	O	Maj	59	0	9.24	6.3853	49.4019	82.34 %
12	Sera, Martina	342	O	Maj	58	0	9.29	6.2433	48.3032	80.51 %
13	Muller, Georg	186	O	Maj	57	0	9.13	6.2432	48.3023	80.50 %
14	Sery, Jiri	343	O	Maj	59	0	9.54	6.1845	47.8484	79.75 %
15	Novotny, Jaroslav	346	O	Maj	60	0	9.94	6.0362	46.7013	77.84 %
16	Weber, Gunter	273	O	Maj	60	0	10.06	5.9642	46.1442	76.91 %
17	Kutschi, Lukas	298	O	Maj	58	0	9.75	5.9487	46.0243	76.71 %
18	Eisl, Alexander	314	O	Maj	60	0	10.27	5.8423	45.2006	75.33 %
19	Kwiatkowski, Roland	275	O	Maj	60	0	11.55	5.1948	40.1914	66.99 %
20	Rossetto, Denny	352	O	Min	54	0	10.65	5.0704	39.2291	65.38 %
21	Nandor, Reider	340	O	Maj	58	10	9.85	4.8731	37.7024	62.84 %
22	Steurer, Margit	272	O	Maj	57	0	11.75	4.8511	37.5319	62.55 %
23	Kocian, Norbert	180	O	Maj	57	0	12.00	4.7500	36.7500	61.25 %
24	Willhalm, Klaus	318	O	Maj	59	0	12.74	4.6311	35.8300	59.72 %
25	Maierhofer, Christian	320	O	Maj	60	10	10.99	4.5496	35.1995	58.67 %
26	Gerencser, Miklos	55	O	Maj	60	0	13.66	4.3924	33.9832	56.64 %
27	Nahule, Ahmad	358	O	Min	58	0	13.27	4.3708	33.8159	56.36 %
28	Aigner, Michael	302	O	Maj	58	10	11.29	4.2516	32.8936	54.82 %
29	Aigner, Edeltraut	303	O	Maj	60	10	11.87	4.2123	32.5899	54.32 %
30	Dvorak, Andrea	315	O	Maj	56	0	13.97	4.0086	31.0138	51.69 %
31	Zacek, Milan	81	O	Maj	59	0	15.47	3.8138	29.5070	49.18 %
32	Adler, Franz	276	O	Maj	59	0	15.62	3.7772	29.2237	48.71 %
33	Gibart, Banyai	338	O	Maj	58	10	12.71	3.7766	29.2186	48.70 %
34	Lazorik, Maros	127	O	Maj	59	10	13.58	3.6082	27.9164	46.53 %
35	Kneringer, Sandra	7	O	Maj	58	0	16.94	3.4238	26.4898	44.15 %
36	Geerts, Hans	33	O	Maj	59	0	18.93	3.1167	24.1138	40.19 %
37	(DQ) Halpern, Shalom		O	Maj						
38	(DQ) Eitan, Gill		O	Maj						

Stage Results - PCC

Place	Name	No.	Class	Div	PF	Points	Pen	Time	Hit Factor	Stage Pts	Stage %
1	Fedor, Marian	156		PCC	Min	58	0	6.99	8.2976	60.0000	100.00 %
2	Thaler, Martin	199		PCC	Min	58	0	7.21	8.0444	58.1692	96.95 %
3	Szyszka, Amadeusz	261		PCC	Min	58	0	7.27	7.9780	57.6891	96.15 %
4	Scepko, Samuel	163		PCC	Min	58	0	7.71	7.5227	54.3969	90.66 %
5	Palka, Jan	225		PCC	Min	60	0	8.25	7.2727	52.5893	87.65 %
6	Sirk, Julius	296		PCC	Min	58	0	8.07	7.1871	51.9703	86.62 %
7	Moraru, Andrei	147		PCC	Min	60	0	8.45	7.1006	51.3446	85.57 %
8	Jozsef, Hodi	139		PCC	Min	56	0	7.90	7.0886	51.2580	85.43 %
9	Pevek, Markus	217		PCC	Min	60	0	8.52	7.0423	50.9228	84.87 %
10	Hajnsek, Kristjan	349		PCC	Min	60	0	8.56	7.0093	50.6848	84.47 %
11	Halasi, Gergely	379		PCC	Min	60	0	8.73	6.8729	49.6978	82.83 %
12	Coroban, Iurie	125		PCC	Min	60	0	8.75	6.8571	49.5842	82.64 %
13	Prandstotter, Martin	299		PCC	Min	56	0	8.19	6.8376	49.4430	82.40 %
14	Karlin, Marcus	214		PCC	Min	60	0	8.78	6.8337	49.4148	82.36 %
15	Popiolek, Grzegorz	146		PCC	Min	58	0	8.55	6.7836	49.0526	81.75 %
16	Ebner, Christoph	286		PCC	Min	60	0	8.88	6.7568	48.8583	81.43 %
17	Krychl, Michael	216		PCC	Min	60	0	8.90	6.7416	48.7485	81.25 %
18	Moretti, Nico	234		PCC	Min	60	0	8.92	6.7265	48.6392	81.07 %
19	Boca, Rastislav	155		PCC	Min	58	0	8.63	6.7207	48.5979	81.00 %
20	Szarvas, Peter	169		PCC	Min	58	0	8.72	6.6514	48.0963	80.16 %
21	Jakube, Patrik	158		PCC	Min	60	0	9.04	6.6372	47.9936	79.99 %
22	Tomascin, Andrej	247		PCC	Min	58	0	8.78	6.6059	47.7677	79.61 %
23	Ambrus, Oliver	167		PCC	Min	60	0	9.11	6.5862	47.6248	79.37 %
24	Gromovas, Andrejus	143		PCC	Min	58	0	8.93	6.4950	46.9653	78.28 %
25	Kubac, Vitezslav	68		PCC	Min	60	0	9.25	6.4865	46.9040	78.17 %
26	Veres, Robert	260		PCC	Min	60	0	9.26	6.4795	46.8534	78.09 %
27	Synek, Milos	69		PCC	Min	56	0	8.69	6.4442	46.5982	77.66 %
28	Kiss, Gabor	168		PCC	Min	60	0	9.42	6.3694	46.0575	76.76 %

29	Ladisich, Robert	263	PCC	Min	60	0	9.44	6.3559	45.9600	76.60 %
30	Meles, Radovan	249	PCC	Min	60	0	9.70	6.1856	44.7280	74.55 %
31	Bajc, Ernest	223	PCC	Min	58	0	9.44	6.1441	44.4280	74.05 %
32	Ferenc, Karadi	174	PCC	Min	60	0	9.77	6.1412	44.4076	74.01 %
33	Bulko, Peter	153	PCC	Min	60	0	9.96	6.0241	43.5604	72.60 %
34	Palmai, Adam	172	PCC	Min	60	0	10.12	5.9289	42.8717	71.45 %
35	Kominek, Jiri	212	PCC	Min	58	0	9.82	5.9063	42.7088	71.18 %
36	Flajszer, Kamil	74	PCC	Min	58	0	9.96	5.8233	42.1084	70.18 %
37	Rehak, Michael	219	PCC	Min	60	0	10.77	5.5710	40.2843	67.14 %
38	Norbert, Kara	175	PCC	Min	60	0	10.81	5.5504	40.1353	66.89 %
39	Szundi, Andrej	164	PCC	Min	60	10	9.12	5.4825	39.6438	66.07 %
40	Novak, Lubor	190	PCC	Min	58	0	10.70	5.4206	39.1963	65.33 %
41	Sotet, Gabor	38	PCC	Min	60	0	11.18	5.3667	38.8070	64.68 %
42	Berger, Franz	206	PCC	Min	58	0	11.07	5.2394	37.8862	63.14 %
43	Nagy, Ernest	330	PCC	Min	56	0	11.21	4.9955	36.1229	60.20 %
44	Weissl, Martin	204	PCC	Min	60	0	12.10	4.9587	35.8564	59.76 %
45	Kubus, Mats	242	PCC	Min	58	0	11.72	4.9488	35.7850	59.64 %
46	Busolin, Pavel	77	PCC	Min	56	0	11.42	4.9037	35.4587	59.10 %
47	Lenzelbauer, Peter	121	PCC	Min	60	10	10.26	4.8733	35.2390	58.73 %
48	Thalmann, Daniel	288	PCC	Min	56	0	11.54	4.8527	35.0899	58.48 %
49	Riedhart, Hermann	284	PCC	Min	60	0	12.47	4.8115	34.7925	57.99 %
50	Hars, Roland	382	PCC	Min	60	0	12.62	4.7544	34.3789	57.30 %
51	Jud, Manfred	297	PCC	Min	58	0	12.21	4.7502	34.3489	57.25 %
52	Spratek, Dusan	246	PCC	Min	60	0	12.80	4.6875	33.8955	56.49 %
53	Kisters, Rob	36	PCC	Min	60	0	12.98	4.6225	33.4254	55.71 %
54	Radolec, Milan	59	PCC	Min	60	0	13.98	4.2918	31.0345	51.72 %
55	Kerber, Gerald	268	PCC	Min	60	0	14.78	4.0595	29.3547	48.92 %
56	Erdelyi, Lilla	176	PCC	Min	60	0	14.89	4.0296	29.1378	48.56 %
57	Muehlegger, Sarah	306	PCC	Min	58	10	12.46	3.8523	27.8563	46.43 %
58	Jozsef, Santa	380	PCC	Min	58	10	12.57	3.8186	27.6125	46.02 %
59	Kastl, Christoph	265	PCC	Min	56	20	10.63	3.3866	24.4889	40.81 %
60	Semic, Matija	222	PCC	Min	60	0	18.97	3.1629	22.8710	38.12 %
61	Ladisich, Sonja	264	PCC	Min	58	0	18.35	3.1608	22.8556	38.09 %
62	Waldschutz, Wolfgang	218	PCC	Min	0	0	0.00	0.0000	0.0000	0.00 %

Stage Results - Production

Place	Name	No.	Class	Div	PF	Points	Pen	Time	Hit Factor	Stage Pts	Stage %
1	Stepan, Michal	221		P	Min	60	0	7.50	8.0000	60.0000	100.00 %
2	Popovic, Aleksa	17		P	Min	58	0	7.49	7.7437	58.0774	96.80 %
3	Majstorovic, Davor	13		P	Min	60	0	7.77	7.7220	57.9151	96.53 %
4	Szundi, Mate	162		P	Min	60	0	7.87	7.6239	57.1792	95.30 %
5	Momcilovic, Ljubisa	15		P	Min	58	0	7.83	7.4074	55.5556	92.59 %
6	Bindik, Franta	363		P	Min	58	0	8.03	7.2229	54.1719	90.29 %
7	Tomolya, Stepan	350		P	Min	58	0	8.15	7.1166	53.3742	88.96 %
8	Gasteiger, Klaus	205		P	Min	58	0	8.18	7.0905	53.1785	88.63 %
9	Sliva, Tomas	49		P	Min	60	0	8.47	7.0838	53.1287	88.55 %
10	Simon, Heiligenbrunner	209		P	Min	60	0	8.50	7.0588	52.9412	88.24 %
11	Cimos, Donatas	106		P	Min	56	0	7.94	7.0529	52.8967	88.16 %
12	Ulreich, Rainer	117		P	Min	60	0	8.56	7.0093	52.5701	87.62 %
13	Vysny, Marian	244		P	Min	58	0	8.49	6.8316	51.2367	85.39 %
14	Sneberger, Jakub	123		P	Min	58	0	8.56	6.7757	50.8178	84.70 %
15	Iacomini, Stefano	334		P	Min	58	0	8.58	6.7599	50.6993	84.50 %
16	Liehne, Jan	371		P	Min	60	0	8.89	6.7492	50.6187	84.36 %
17	Tichy, Lukas	97		P	Min	54	0	8.06	6.6998	50.2481	83.75 %
18	Obermajer, Attila	378		P	Min	60	0	9.23	6.5005	48.7541	81.26 %
19	Gheorghii, Caldarari	150		P	Min	58	0	9.02	6.4302	48.2262	80.38 %
20	Gahir ml., Marek		U	P	Min	58	0	9.05	6.4088	48.0663	80.11 %
21	Talpas, Jozef	84		P	Min	56	0	8.76	6.3927	47.9452	79.91 %
22	drimaj, Peter	124		P	Min	56	0	8.80	6.3636	47.7273	79.55 %
23	Dolezal, Philipp	262		P	Min	56	0	8.84	6.3348	47.5113	79.19 %
24	Sedy, Roman		U	P	Min	58	0	9.16	6.3319	47.4891	79.15 %

25	Chmura, Tomas	245		P	Min	56	0	8.87	6.3134	47.3506	78.92 %
26	Racek, Jarda	99		P	Min	60	0	9.63	6.2305	46.7290	77.88 %
27	Cipkus, Zilvinas	109		P	Min	58	0	9.31	6.2299	46.7240	77.87 %
28	Nemcova, Petra	122		P	Min	58	0	9.41	6.1637	46.2274	77.05 %
29	Dzuho, Elvir	42		P	Min	58	0	9.48	6.1181	45.8861	76.48 %
30	Cemsak, Martin	250		P	Min	56	0	9.32	6.0086	45.0644	75.11 %
31	Cumova, Miroslava	224		P	Min	60	0	10.11	5.9347	44.5104	74.18 %
32	Lengauer, Timo	232		P	Min	56	0	9.50	5.8947	44.2105	73.68 %
33	Velic, Miroslav	154		P	Min	58	0	10.18	5.6974	42.7308	71.22 %
34	Tobias, Matyas	19		P	Min	52	0	9.16	5.6769	42.5764	70.96 %
35	Balazs, Zoltan		U	P	Min	56	0	9.98	5.6112	42.0842	70.14 %
36	Brezina, Marek	240		P	Min	54	0	9.89	5.4601	40.9505	68.25 %
37	Bednarik, Marian	179		P	Min	60	0	11.03	5.4397	40.7978	68.00 %
38	Momcilovic, Snezana	16		P	Min	54	0	9.99	5.4054	40.5405	67.57 %
39	Trencan, Peter	256		P	Min	60	0	11.30	5.3097	39.8230	66.37 %
40	Krejcirova, Lenka	229		P	Min	60	0	11.41	5.2585	39.4391	65.73 %
41	Michalec, Lubomir	119		P	Min	54	0	10.31	5.2376	39.2823	65.47 %
42	Kugler, Karol	89		P	Min	60	0	11.59	5.1769	38.8266	64.71 %
43	Saric, Goran	14		P	Min	58	0	11.21	5.1740	38.8046	64.67 %
44	Polievka, Lubomir	85		P	Min	52	0	10.26	5.0682	38.0117	63.35 %
45	Istvan, Bujdoso	27		P	Min	56	0	11.63	4.8151	36.1135	60.19 %
46	Mindek, Martin	32		P	Min	54	0	11.22	4.8128	36.0963	60.16 %
47	Varos, Peter	243		P	Min	60	0	12.54	4.7847	35.8852	59.81 %
48	Reiter, Celine	233		P	Min	56	0	11.75	4.7660	35.7447	59.57 %
49	Popluhar, Patrik	181		P	Min	52	0	10.93	4.7575	35.6816	59.47 %
50	Polak, Peter	253		P	Min	56	0	11.81	4.7417	35.5631	59.27 %
51	Musial, Pawel	24		P	Min	58	0	12.36	4.6926	35.1942	58.66 %
52	Bindhammer, Christoph	280		P	Min	58	0	12.42	4.6699	35.0242	58.37 %
53	Pancik, Vladimir	96		P	Min	54	0	11.68	4.6233	34.6747	57.79 %
54	Kreutz, Erich	182		P	Min	53	10	9.41	4.5696	34.2721	57.12 %
55	Tomcala, Peter	31		P	Min	56	0	12.33	4.5418	34.0633	56.77 %
56	Sciranka, Martin	10		P	Min	52	0	11.60	4.4828	33.6207	56.03 %
57	Kendlbacher, Florian	304		P	Min	53	10	9.66	4.4513	33.3851	55.64 %
58	Weissnegger, Barbara	116		P	Min	54	0	12.22	4.4190	33.1424	55.24 %
59	Ruzicka, Milan	88		P	Min	56	10	10.45	4.4019	33.0144	55.02 %
60	Rajman, Jiri	369		P	Min	60	0	13.83	4.3384	32.5380	54.23 %
61	Dipa, Dzenan	41		P	Min	56	0	13.57	4.1268	30.9506	51.58 %
62	Pils, Lukas	312		P	Min	58	0	14.30	4.0559	30.4196	50.70 %
63	Simek, Lukas		Trieda	P	Min	53	10	10.79	3.9852	29.8888	49.81 %
64	Vancura, Jan	201		P	Min	53	10	10.81	3.9778	29.8335	49.72 %
65	Czuczor, Zsolt	73		P	Min	54	0	13.60	3.9706	29.7794	49.63 %
66	Bakalar, Martin	28		P	Min	50	0	13.09	3.8197	28.6478	47.75 %
67	Zax, Vladlen	361		P	Min	52	0	13.65	3.8095	28.5714	47.62 %
68	Moser, Werner	279		P	Min	56	0	14.87	3.7660	28.2448	47.07 %
69	Gadek, Wojciech	56		P	Min	54	10	12.65	3.4783	26.0870	43.48 %
70	Lennert, Adam	281		P	Min	58	0	17.44	3.3257	24.9427	41.57 %
71	Leonardelli, Laura	248		P	Min	60	10	15.41	3.2446	24.3348	40.56 %
72	Siklosi, Aliz	78		P	Min	56	0	17.48	3.2037	24.0275	40.05 %
73	Vielhaber, Gunther	270		P	Min	53	10	14.52	2.9614	22.2107	37.02 %
74	Man, Jakob	351		P	Min	55	10	15.57	2.8902	21.6763	36.13 %
75	Najmonova, Hana	367		P	Min	51	20	11.29	2.7458	20.5934	34.32 %
76	Kupcak, Vladimir	62		P	Min	49	10	14.92	2.6139	19.6046	32.67 %
77	Kastner, Kerstin	192		P	Min	47	20	12.53	2.1548	16.1612	26.94 %
78	(DQ) Tkacenko, Vladimir			P	Min						

Stage Results - Production Optics

Place	Name	No.	Class	Div	PF	Points	Pen	Time	Hit Factor	Stage Pts	Stage %
1	Zapletal, Miroslav	327		PO	Min	60	0	7.29	8.2305	60.0000	100.00 %
2	Slavik, Daniel	101		PO	Min	60	0	7.91	7.5853	55.2971	92.16 %
3	Hrnciarik, Andrej	126		PO	Min	58	0	7.85	7.3885	53.8624	89.77 %
4	Zencar jr., Pavol	144		PO	Min	58	0	7.85	7.3885	53.8624	89.77 %

5	Galazka, Marcin	328		PO	Min	60	0	8.21	7.3082	53.2765	88.79 %
6	Kubica, Dusan	70		PO	Min	58	0	7.95	7.2956	53.1849	88.64 %
7	Majling, Andrej	53		PO	Min	60	0	8.50	7.0588	51.4588	85.76 %
8	Hatar, Jakub	87		PO	Min	60	0	8.55	7.0175	51.1579	85.26 %
9	Pijacek, Petr	300		PO	Min	58	0	8.34	6.9544	50.6978	84.50 %
10	Skvarenina, Andrej	227		PO	Min	60	0	8.69	6.9045	50.3337	83.89 %
11	Kobos, Krzysztof	348		PO	Min	56	0	8.15	6.8712	50.0908	83.48 %
12	Ritter, Jakob	269		PO	Min	52	0	7.58	6.8602	50.0106	83.35 %
13	Keppel, Dylan	331		PO	Min	60	0	8.88	6.7568	49.2568	82.09 %
14	Nemcok, Libor	235		PO	Min	56	0	8.58	6.5268	47.5804	79.30 %
15	Maska, Richard	226		PO	Min	56	0	8.62	6.4965	47.3596	78.93 %
16	Volk, Alexander	326		PO	Min	54	0	8.33	6.4826	47.2581	78.76 %
17	Binkevicius, Ramunas	108		PO	Min	58	0	8.98	6.4588	47.0846	78.47 %
18	Venturato, Giulia	114		PO	Min	58	0	9.16	6.3319	46.1594	76.93 %
19	Pavlik, Jan	145		PO	Min	55	10	7.17	6.2762	45.7531	76.26 %
20	Michalak, Norbert	329		PO	Min	56	0	9.23	6.0672	44.2297	73.72 %
21	Kan, Peter	75		PO	Min	56	0	9.28	6.0345	43.9914	73.32 %
22	Cooper, Justin	322		PO	Min	56	0	9.29	6.0280	43.9440	73.24 %
23	Adamec, Lubos	34		PO	Min	60	0	9.97	6.0181	43.8716	73.12 %
24	Redecki, Tomasz		Trieda	PO	Min	58	0	9.73	5.9609	43.4553	72.43 %
25	Holubowski, Tomasz	323		PO	Min	52	0	8.74	5.9497	43.3730	72.29 %
26	Sartor, Marco	113		PO	Min	56	0	9.42	5.9448	43.3376	72.23 %
27	Hukel, Miroslav	93		PO	Min	58	0	9.98	5.8116	42.3667	70.61 %
28	Vanco, Jan	91		PO	Min	60	0	10.50	5.7143	41.6571	69.43 %
29	Cruz, Oliver	118		PO	Min	58	0	10.30	5.6311	41.0505	68.42 %
30	Kubicova Bopkova, Eniko	71		PO	Min	60	0	10.77	5.5710	40.6128	67.69 %
31	Barancik, Ivan	254		PO	Min	60	0	10.80	5.5556	40.5000	67.50 %
32	Penov, Andon	157		PO	Min	60	0	10.87	5.5198	40.2392	67.07 %
33	Holloosi, Nikolette	12		PO	Min	60	0	11.52	5.2083	37.9688	63.28 %
34	Mayrhofer, Christoph	313		PO	Min	60	0	11.72	5.1195	37.3208	62.20 %
35	Horvath, Beata Zsanett	332		PO	Min	58	0	11.44	5.0699	36.9598	61.60 %
36	Satalan, Ovidiu Alex	187		PO	Min	56	0	11.24	4.9822	36.3203	60.53 %
37	Dacic, Dimitrije	18		PO	Min	53	10	8.72	4.9312	35.9484	59.91 %
38	Kovacs, Attila	375		PO	Min	60	0	12.24	4.9020	35.7353	59.56 %
39	Hofer, Christian	293		PO	Min	60	0	12.31	4.8741	35.5321	59.22 %
40	Rief, Martin	196		PO	Min	53	10	9.08	4.7357	34.5231	57.54 %
41	Gardian, Michal	347		PO	Min	58	10	10.20	4.7059	34.3059	57.18 %
42	Stefaniak, Sebastian	67		PO	Min	54	0	11.55	4.6753	34.0831	56.81 %
43	Fichtinger, Markus	25		PO	Min	58	0	12.54	4.6252	33.7177	56.20 %
44	Stettin, Andreas	4		PO	Min	58	10	10.49	4.5758	33.3575	55.60 %
45	Zalejsky, Rostislav	301		PO	Min	58	0	12.83	4.5207	32.9556	54.93 %
46	Eder, Robert	308		PO	Min	54	0	12.05	4.4813	32.6689	54.45 %
47	Chalupa, Cyril	35		PO	Min	60	0	13.49	4.4477	32.4240	54.04 %
48	Wuhrleitner, Roland	317		PO	Min	52	0	11.96	4.3478	31.6957	52.83 %
49	Talacic, Alan	54		PO	Min	56	0	12.93	4.3310	31.5731	52.62 %
50	Pitonak, Martin	236		PO	Min	51	10	9.56	4.2887	31.2646	52.11 %
51	Klepac, Ilja	211		PO	Min	58	0	13.76	4.2151	30.7282	51.21 %
52	Streber, Jurgen	311		PO	Min	60	0	14.43	4.1580	30.3119	50.52 %
53	Zakupszky, Norbert	50		PO	Min	56	0	14.44	3.8781	28.2715	47.12 %
54	Muhlegger, Bernhard	307		PO	Min	60	0	15.60	3.8462	28.0385	46.73 %
55	Mock, Dieter	287		PO	Min	50	0	13.72	3.6443	26.5671	44.28 %
56	Fujasova, Zuzana		U	PO	Min	54	0	16.50	3.2727	23.8582	39.76 %
57	Zakupszky, Gabor	51		PO	Min	58	10	17.81	2.6951	19.6474	32.75 %
58	Gebhardt, Jurgen	194		PO	Min	48	30	8.50	2.1176	15.4376	25.73 %
59	(DQ) Siska, Milos			PO	Min						
60	(DQ) Fellner, Manfred		Trieda	PO	Min						

Stage Results - Revolver

Place	Name	No.	Class	Div	PF	Points	Pen	Time	Hit Factor	Stage Pts	Stage %
1	Kroiss, Robert	207		R	Min	56	0	10.46	5.3537	60.0000	100.00 %
2	Kirchweger, Hermann	316		R	Min	58	0	11.83	4.9028	54.9463	91.58 %

3	Mark, Szegedi	138	R	Min	58	0	27.37	2.1191	23.7492	39.58 %
4	Kormanyos, Maria	37	R	Min	54	0	25.52	2.1160	23.7142	39.52 %

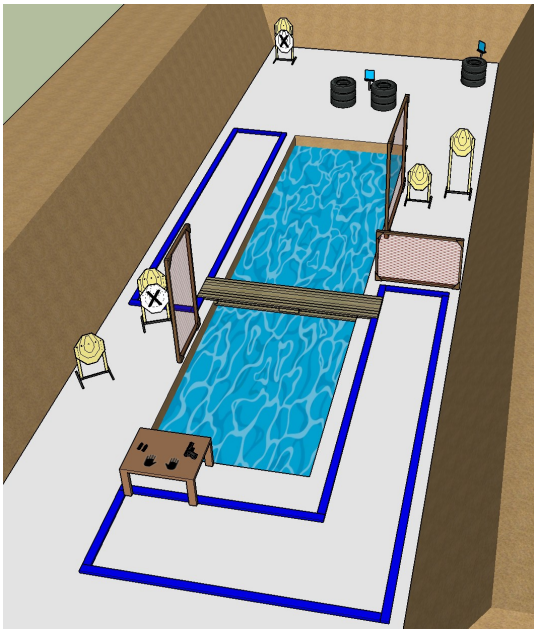
Stage Results - Standard

Place	Name	No.	Class	Div	PF	Points	Pen	Time	Hit Factor	Stage Pts	Stage %
1	Rakusan, Josef	366		S	Maj	59	0	7.66	7.7023	60.0000	100.00 %
2	Koller, Hans Georg	203		S	Maj	59	0	7.90	7.4684	58.1772	96.96 %
3	Mongel, Egon	120		S	Min	60	0	8.33	7.2029	56.1092	93.52 %
4	Liehne, Zdenek	365		S	Maj	59	0	8.31	7.0999	55.3069	92.18 %
5	Galstyan, Haykaz	191		S	Min	58	0	8.44	6.8720	53.5320	89.22 %
6	Kopunec, Peter	80		S	Maj	58	0	8.47	6.8477	53.3424	88.90 %
7	Ciesielski, Marcin	11		S	Maj	60	0	8.83	6.7950	52.9320	88.22 %
8	Koc, Marcin	82		S	Min	54	0	8.17	6.6095	51.4873	85.81 %
9	Soustar, Ivo	100		S	Maj	59	0	9.22	6.3991	49.8482	83.08 %
10	Znamenacek, Petr	364		S	Maj	55	0	8.60	6.3953	49.8187	83.03 %
11	Benesch, Thomas	295		S	Maj	60	0	9.44	6.3559	49.5116	82.52 %
12	Zdesar, Franci	345		S	Maj	59	0	9.47	6.2302	48.5322	80.89 %
13	Stanislav, Spevak	360		S	Min	58	0	9.46	6.1311	47.7601	79.60 %
14	Gal, Kristof	231		S	Maj	58	0	9.56	6.0669	47.2605	78.77 %
15	Velicko, Laurius	104		S	Maj	59	0	9.78	6.0327	46.9939	78.32 %
16	Cimos, Lech	107		S	Min	60	0	9.95	6.0302	46.9739	78.29 %
17	Biedermann, Thomas	2		S	Maj	57	0	9.48	6.0127	46.8376	78.06 %
18	Mikes, Filip	29		S	Maj	57	0	9.55	5.9686	46.4943	77.49 %
19	Mikula, Jozef	259		S	Maj	60	0	10.09	5.9465	46.3221	77.20 %
20	Pasztor, Viktor	105		S	Min	58	0	9.76	5.9426	46.2920	77.15 %
21	Zebegney, Robert	258		S	Min	58	0	9.80	5.9184	46.1031	76.84 %
22	Hanulak, Jozef	183		S	Min	60	0	10.27	5.8423	45.5102	75.85 %
23	Stanko, Lubomir	44		S	Min	52	0	8.98	5.7906	45.1081	75.18 %
24	Stranz, Jurgen	152		S	Min	55	10	7.92	5.6818	44.2604	73.77 %
25	Baar, Alexander	208		S	Min	58	0	10.43	5.5609	43.3183	72.20 %
26	Muller, Alexander	355		S	Maj	55	0	9.96	5.5221	43.0161	71.69 %
27	Smejkal, Martin	291		S	Min	58	0	10.51	5.5186	42.9886	71.65 %
28	Labanc, Daniel	103		S	Min	58	0	10.54	5.5028	42.8662	71.44 %
29	Albrecht, Zoltan	377		S	Maj	60	10	9.13	5.4765	42.6606	71.10 %
30	Racek, Jaroslav	98		S	Min	58	0	10.67	5.4358	42.3440	70.57 %
31	Leszczynska, Julia	83		S	Min	56	0	10.31	5.4316	42.3114	70.52 %
32	Kor-Hanak, Tibor	339		S	Min	54	0	9.95	5.4271	42.2765	70.46 %
33	Kovac, Ondrej		U	S	Maj	58	0	10.85	5.3456	41.6415	69.40 %
34	Egger, Thomas	5		S	Min	56	0	10.49	5.3384	41.5854	69.31 %
35	Pajor, Zoltan	134		S	Min	56	0	10.54	5.3131	41.3881	68.98 %
36	Kurczewski, Slavek	90		S	Min	56	0	10.62	5.2731	41.0763	68.46 %
37	Molitor, Armin	282		S	Min	58	0	11.21	5.1740	40.3042	67.17 %
38	Mayr, Matthias	285		S	Min	54	0	10.67	5.0609	39.4237	65.71 %
39	Ridoskova, Alexandra	161		S	Min	56	0	11.20	5.0000	38.9492	64.92 %
40	Szalai, Laszlo	52		S	Maj	60	0	12.01	4.9958	38.9167	64.86 %
41	Kosikova, Simona	92		S	Min	60	0	12.05	4.9793	38.7875	64.65 %
42	Schneider, Katharina	305		S	Maj	58	0	11.67	4.9700	38.7155	64.53 %
43	Mueller, Sergej	353		S	Maj	59	0	11.98	4.9249	38.3639	63.94 %
44	Ribisch, Hans-Peter	266		S	Min	60	0	12.19	4.9221	38.3421	63.90 %
45	Azbukin, Denis	151		S	Min	54	0	11.10	4.8649	37.8965	63.16 %
46	Siska, Michal	178		S	Min	52	0	10.84	4.7970	37.3682	62.28 %
47	Bicskei, Beata	141		S	Min	56	0	11.94	4.6901	36.5352	60.89 %
48	Kovacs, Gyula	137		S	Min	56	0	12.06	4.6434	36.1717	60.29 %
49	Satalan, Victor Alex	188		S	Min	54	0	11.68	4.6233	36.0146	60.02 %
50	Pancik, Lubomir	94		S	Min	60	0	13.05	4.5977	35.8153	59.69 %
51	Sumaj, Martin	255		S	Min	56	0	12.22	4.5827	35.6981	59.50 %
52	Winkler, Kilian	283		S	Min	54	0	11.96	4.5151	35.1715	58.62 %
53	Schmidt, Ferdinand	292		S	Min	58	0	12.91	4.4926	34.9969	58.33 %
54	Rojko, Marek	133		S	Min	52	0	11.58	4.4905	34.9802	58.30 %
55	Seiberl, Thomas	309		S	Min	56	0	12.56	4.4586	34.7317	57.89 %
56	Zsolt, Lazar	376		S	Min	54	0	12.32	4.3831	34.1437	56.91 %

57	Botkova, Zuzana	333	S	Min	58	0	13.27	4.3708	34.0475	56.75 %
58	Szabo, Karoly	135	S	Min	58	0	13.33	4.3511	33.8942	56.49 %
59	David, Jaroslav	220	S	Maj	56	0	12.90	4.3411	33.8163	56.36 %
60	Szczesna, Anna	110	S	Min	56	0	13.12	4.2683	33.2493	55.42 %
61	Potocky, Peter	95	S	Maj	59	0	14.00	4.2143	32.8286	54.71 %
62	Labanc, Martin	102	S	Min	52	0	12.48	4.1667	32.4576	54.10 %
63	Zaluska, Witold	22	S	Min	56	0	13.45	4.1636	32.4335	54.06 %
64	Wurm, Adrian	8	S	Min	60	0	14.43	4.1580	32.3901	53.98 %
65	Noga, Tadeusz	45	S	Min	58	0	14.31	4.0531	31.5730	52.62 %
66	Kvasnica, Juraj	30	S	Min	56	0	13.85	4.0433	31.4968	52.49 %
67	Sirtl, Andreas	354	S	Min	50	0	12.60	3.9683	30.9120	51.52 %
68	Krupinski, Aleksander	48	S	Min	58	0	14.74	3.9349	30.6520	51.09 %
69	Richard, Davidhazi	140	S	Min	60	0	15.32	3.9164	30.5085	50.85 %
70	Wakolbinger, Martin	321	S	Min	58	0	15.00	3.8667	30.1207	50.20 %
71	Kainz, Dieter	294	S	Min	60	0	15.94	3.7641	29.3218	48.87 %
72	Brandstetter, Wolfgang	198	S	Min	58	10	12.92	3.7152	28.9405	48.23 %
73	Paroczai, Rita	336	S	Min	56	0	15.11	3.7062	28.8703	48.12 %
74	Misik, Peter	184	S	Min	47	10	10.12	3.6561	28.4806	47.47 %
75	Bicsak, Laszlo Andras	79	S	Min	54	0	15.38	3.5111	27.3505	45.58 %
76	Marek, Petr	290	S	Min	55	20	10.99	3.1847	24.8084	41.35 %
77	Rzesniowiecki, Roman	86	S	Min	60	10	16.69	2.9958	23.3368	38.89 %
78	Horzinger, Gerhard	274	S	Maj	59	0	20.29	2.9078	22.6516	37.75 %
79	Gazdik, Lukas	129	S	Min	53	10	15.03	2.8609	22.2863	37.14 %
80	Gombalik, Ladislav	128	S	Min	53	20	13.23	2.4943	19.4304	32.38 %
81	Jarco, Barbara	237	S	Min	58	10	24.79	1.9363	15.0832	25.14 %
82	Popovic, Bohuslav	132	S	Min	48	30	19.34	0.9307	7.2501	12.08 %
83	Gal, Krisztian	230	S	Maj	0	0	0.00	0.0000	0.0000	0.00 %
84	Keller, Richard	20	S	Min	0	0	0.00	0.0000	0.0000	0.00 %
85	Palau, Marika	21	S	Min	0	0	0.00	0.0000	0.0000	0.00 %
86	(DQ) Hua, Wei		U	S	Maj					

Generated by PractiScore for Android (1.7.29 Xiaomi) at 2023-05-10 23:07 +0200

Mosquito Match 2023 HG & PCC - Stejdž 21 - 2023-05-07



Stage Results - Classic

Place	Name	No.	Class	Div	PF	Points	Pen	Time	Hit Factor	Stage Pts	Stage %
1	Batki, Gyorgy	381		C	Min	60	0	13.73	4.3700	60.0000	100.00 %
2	Szczesny, Bartosz	324		C	Min	58	0	13.88	4.1787	57.3732	95.62 %
3	Staszczyk, Bartosz	111		C	Min	60	0	15.00	4.0000	54.9200	91.53 %
4	Rauscher, Dietmar	310		C	Maj	60	0	15.13	3.9656	54.4481	90.75 %
5	Kovar, Zbynek	46		C	Min	56	0	14.15	3.9576	54.3378	90.56 %
6	Migleczy, Gyula	171		C	Min	58	0	14.74	3.9349	54.0258	90.04 %
7	Cernigoj, Robert	344		C	Min	54	0	13.76	3.9244	53.8823	89.80 %
8	Behal, Jiri	213		C	Min	58	0	15.11	3.8385	52.7028	87.84 %
9	Kala, Jakob	200		C	Min	58	0	15.65	3.7061	50.8843	84.81 %
10	Fischer, Christoph	202		C	Min	54	0	14.78	3.6536	50.1637	83.61 %
11	Poliacik, Martin	257		C	Min	58	0	15.97	3.6318	49.8647	83.11 %
12	Bobaly, Mihaly	373		C	Min	60	0	17.01	3.5273	48.4303	80.72 %
13	Busza, Marcin	112		C	Min	52	0	15.91	3.2684	44.8749	74.79 %
14	Szaszi, Csaba	374		C	Min	58	0	18.58	3.1216	42.8601	71.43 %
15	Fischer, Manfred	267		C	Min	56	0	19.38	2.8896	39.6739	66.12 %
16	Wieland, Gunter	23		C	Min	54	0	21.39	2.5245	34.6620	57.77 %
17	Robert, Farkas	136		C	Maj	54	10	19.61	2.2438	30.8067	51.34 %
18	Vnucko, Jan	252		C	Min	54	0	24.07	2.2435	30.8027	51.34 %

Stage Results - Open

Place	Name	No.	Class	Div	PF	Points	Pen	Time	Hit Factor	Stage Pts	Stage %
1	Zacek, Milan	81		O	Maj	55	0	10.35	5.3140	60.0000	100.00 %
2	Havlicek, Miroslav	368		O	Maj	58	0	10.98	5.2823	59.6423	99.40 %
3	Barkanyi, Laszlo	335		O	Maj	57	0	12.13	4.6991	53.0570	88.43 %
4	Tomaini, Fabio	251		O	Maj	59	0	12.75	4.6275	52.2481	87.08 %
5	Till, Raphael	319		O	Maj	59	0	13.09	4.5073	50.8910	84.82 %
6	Elkobi, Eliyahu	357		O	Maj	57	0	12.68	4.4953	50.7557	84.59 %
7	Sera, Martina	342		O	Maj	56	0	12.51	4.4764	50.5428	84.24 %
8	Kneringer, Mario	6		O	Maj	57	0	12.89	4.4220	49.9288	83.21 %
9	Samek, Petr	115		O	Maj	57	0	12.96	4.3981	49.6591	82.77 %
10	Zeindl, Stefan	3		O	Maj	59	0	13.46	4.3834	49.4921	82.49 %
11	Eisl, Alexander	314		O	Maj	59	0	14.21	4.1520	46.8799	78.13 %
12	Muller, Georg	186		O	Maj	58	0	13.99	4.1458	46.8101	78.02 %
13	Roland, Pap	337		O	Maj	58	0	13.99	4.1458	46.8101	78.02 %
14	Novotny, Jaroslav	346		O	Maj	59	0	14.50	4.0690	45.9423	76.57 %
15	Pawlik, Celina	325		O	Maj	56	0	13.77	4.0668	45.9180	76.53 %

16	Sery, Jiri	343	O	Maj	59	0	15.04	3.9229	44.2928	73.82 %
17	Rossetto, Denny	352	O	Min	48	0	12.52	3.8339	43.2878	72.15 %
18	Kwiatkowski, Roland	275	O	Maj	57	0	14.90	3.8255	43.1934	71.99 %
19	Kocian, Norbert	180	O	Maj	58	0	15.31	3.7884	42.7742	71.29 %
20	Aigner, Michael	302	O	Maj	58	0	15.44	3.7565	42.4140	70.69 %
21	Maierhofer, Christian	320	O	Maj	55	0	15.17	3.6256	40.9361	68.23 %
22	Weber, Gunter	273	O	Maj	59	0	16.30	3.6196	40.8689	68.11 %
23	Lazorik, Maros	127	O	Maj	56	0	15.86	3.5309	39.8670	66.45 %
24	Steurer, Margit	272	O	Maj	60	0	17.31	3.4662	39.1366	65.23 %
25	Willhalm, Klaus	318	O	Maj	58	0	16.77	3.4586	39.0503	65.08 %
26	Aigner, Edeltraut	303	O	Maj	57	0	17.08	3.3372	37.6804	62.80 %
27	Dvorak, Andrea	315	O	Maj	57	0	18.87	3.0207	34.1061	56.84 %
28	Kutschi, Lukas	298	O	Maj	60	0	20.08	2.9880	33.7378	56.23 %
29	Gerencser, Miklos	55	O	Maj	58	0	19.86	2.9204	32.9745	54.96 %
30	Adler, Franz	276	O	Maj	60	0	20.96	2.8626	32.3213	53.87 %
31	Nahule, Ahmad	358	O	Min	52	0	18.53	2.8063	31.6852	52.81 %
32	Henes, Zdenek	189	O	Maj	53	20	12.78	2.5822	29.1549	48.59 %
33	Nandor, Reider	340	O	Maj	51	20	13.40	2.3134	26.1208	43.53 %
34	Kneringer, Sandra	7	O	Maj	52	0	23.96	2.1703	24.5045	40.84 %
35	Gibart, Banyai	338	O	Maj	58	0	29.37	1.9748	22.2973	37.16 %
36	Geerts, Hans	33	O	Maj	55	20	23.50	1.4894	16.8162	28.03 %
37	(DQ) Halpern, Shalom		O	Maj						
38	(DQ) Eitan, Gill		O	Maj						

Stage Results - PCC

Place	Name	No.	Class	Div	PF	Points	Pen	Time	Hit Factor	Stage Pts	Stage %
1	Thaler, Martin	199		PCC	Min	58	0	11.05	5.2489	60.0000	100.00 %
2	Fedor, Marian	156		PCC	Min	56	0	11.03	5.0771	58.0361	96.73 %
3	Szyszk, Amadeusz	261		PCC	Min	54	0	10.78	5.0093	57.2612	95.44 %
4	Popiolek, Grzegorz	146		PCC	Min	60	0	12.31	4.8741	55.7158	92.86 %
5	Sirk, Julius	296		PCC	Min	58	0	12.14	4.7776	54.6129	91.02 %
6	Nagy, Ernest	330		PCC	Min	56	0	11.78	4.7538	54.3411	90.57 %
7	Jozsef, Hodi	139		PCC	Min	60	0	12.89	4.6548	53.2088	88.68 %
8	Pevek, Markus	217		PCC	Min	58	0	12.54	4.6252	52.8708	88.12 %
9	Kiss, Gabor	168		PCC	Min	58	0	12.72	4.5597	52.1226	86.87 %
10	Semic, Matija	222		PCC	Min	60	0	13.16	4.5593	52.1172	86.86 %
11	Synek, Milos	69		PCC	Min	60	0	13.30	4.5113	51.5686	85.95 %
12	Halasi, Gergely	379		PCC	Min	56	0	12.62	4.4374	50.7241	84.54 %
13	Moraru, Andrei	147		PCC	Min	56	0	12.75	4.3922	50.2069	83.68 %
14	Gromovas, Andrejus	143		PCC	Min	56	0	12.89	4.3445	49.6616	82.77 %
15	Prandstotter, Martin	299		PCC	Min	56	0	12.93	4.3310	49.5080	82.51 %
16	Szarvas, Peter	169		PCC	Min	56	0	13.16	4.2553	48.6427	81.07 %
17	Ferenc, Karadi	174		PCC	Min	60	0	14.19	4.2283	48.3342	80.56 %
18	Moretti, Nico	234		PCC	Min	56	0	13.25	4.2264	48.3123	80.52 %
19	Jakube, Patrik	158		PCC	Min	58	0	13.73	4.2243	48.2884	80.48 %
20	Scepko, Samuel	163		PCC	Min	54	0	12.82	4.2122	48.1494	80.25 %
21	Hajnsek, Kristjan	349		PCC	Min	54	0	13.00	4.1538	47.4828	79.14 %
22	Bajc, Ernest	223		PCC	Min	60	0	14.57	4.1181	47.0736	78.46 %
23	Karlin, Marcus	214		PCC	Min	56	0	13.79	4.0609	46.4204	77.37 %
24	Thalman, Daniel	288		PCC	Min	60	0	14.92	4.0214	45.9693	76.62 %
25	Krychl, Michael	216		PCC	Min	60	0	15.12	3.9683	45.3612	75.60 %
26	Flajszer, Kamil	74		PCC	Min	54	0	13.67	3.9503	45.1555	75.26 %
27	Lenzelbauer, Peter	121		PCC	Min	58	0	14.70	3.9456	45.1020	75.17 %
28	Tomascin, Andrej	247		PCC	Min	58	0	14.81	3.9163	44.7670	74.61 %
29	Bulko, Peter	153		PCC	Min	60	0	15.45	3.8835	44.3924	73.99 %
30	Szundi, Andrej	164		PCC	Min	60	0	15.48	3.8760	44.3063	73.84 %
31	Veres, Robert	260		PCC	Min	58	0	15.06	3.8513	44.0239	73.37 %
32	Meles, Radovan	249		PCC	Min	54	0	14.06	3.8407	43.9030	73.17 %
33	Weissl, Martin	204		PCC	Min	60	0	15.65	3.8339	43.8251	73.04 %
34	Boca, Rastislav	155		PCC	Min	58	0	15.35	3.7785	43.1922	71.99 %
35	Kubac, Vitezslav	68		PCC	Min	56	0	14.91	3.7559	42.9335	71.56 %

36	Ladisich, Robert	263	PCC	Min	58	0	15.45	3.7540	42.9126	71.52 %
37	Sotet, Gabor	38	PCC	Min	60	0	16.13	3.7198	42.5209	70.87 %
38	Norbert, Kara	175	PCC	Min	56	0	15.12	3.7037	42.3372	70.56 %
39	Kastl, Christoph	265	PCC	Min	58	0	15.78	3.6755	42.0152	70.03 %
40	Kominek, Jiri	212	PCC	Min	60	0	16.69	3.5950	41.0942	68.49 %
41	Ambrus, Oliver	167	PCC	Min	60	0	17.03	3.5232	40.2738	67.12 %
42	Rehak, Michael	219	PCC	Min	56	0	16.36	3.4230	39.1282	65.21 %
43	Busolin, Pavel	77	PCC	Min	52	0	15.36	3.3854	38.6988	64.50 %
44	Palka, Jan	225	PCC	Min	60	0	18.01	3.3315	38.0823	63.47 %
45	Kubus, Mats	242	PCC	Min	56	0	16.97	3.2999	37.7217	62.87 %
46	Kisters, Rob	36	PCC	Min	58	0	17.85	3.2493	37.1429	61.90 %
47	Palmai, Adam	172	PCC	Min	60	0	18.63	3.2206	36.8149	61.36 %
48	Erdelyi, Lilla	176	PCC	Min	60	0	18.79	3.1932	36.5014	60.84 %
49	Ebner, Christoph	286	PCC	Min	56	10	14.65	3.1399	35.8927	59.82 %
50	Novak, Lubor	190	PCC	Min	54	0	17.26	3.1286	35.7634	59.61 %
51	Hars, Roland	382	PCC	Min	56	0	18.29	3.0618	34.9993	58.33 %
52	Berger, Franz	206	PCC	Min	60	0	19.67	3.0503	34.8684	58.11 %
53	Jud, Manfred	297	PCC	Min	58	0	19.33	3.0005	34.2990	57.17 %
54	Spratek, Dusan	246	PCC	Min	60	0	20.32	2.9528	33.7531	56.26 %
55	Coroban, Iurie	125	PCC	Min	55	20	13.07	2.6779	30.6110	51.02 %
56	Kerber, Gerald	268	PCC	Min	60	0	23.07	2.6008	29.7296	49.55 %
57	Riedhart, Hermann	284	PCC	Min	58	0	22.68	2.5573	29.2328	48.72 %
58	Radolec, Milan	59	PCC	Min	60	0	26.28	2.2831	26.0983	43.50 %
59	Jozsef, Santa	380	PCC	Min	58	0	25.96	2.2342	25.5393	42.57 %
60	Ladisich, Sonja	264	PCC	Min	58	0	31.92	1.8170	20.7707	34.62 %
61	Muehlegger, Sarah	306	PCC	Min	44	30	18.15	0.7713	8.8173	14.70 %
62	Waldschutz, Wolfgang	218	PCC	Min	0	0	0.00	0.0000	0.0000	0.00 %

Stage Results - Production

Place	Name	No.	Class	Div	PF	Points	Pen	Time	Hit Factor	Stage Pts	Stage %
1	Majstorovic, Davor	13		P	Min	60	0	12.11	4.9546	60.0000	100.00 %
2	Tomolya, Stepan	350		P	Min	60	0	12.23	4.9060	59.4113	99.02 %
3	Gheorghii, Caldarari	150		P	Min	60	0	12.24	4.9020	59.3627	98.94 %
4	Cimos, Donatas	106		P	Min	54	0	11.07	4.8780	59.0732	98.46 %
5	Ulreich, Rainer	117		P	Min	58	0	11.90	4.8739	59.0235	98.37 %
6	Vysny, Marian	244		P	Min	60	0	12.78	4.6948	56.8545	94.76 %
7	Gasteiger, Klaus	205		P	Min	60	0	12.84	4.6729	56.5888	94.31 %
8	Momcilovic, Ljubisa	15		P	Min	58	0	12.48	4.6474	56.2804	93.80 %
9	Bindik, Franta	363		P	Min	60	0	12.96	4.6296	56.0648	93.44 %
10	Simon, Heiligenbrunner	209		P	Min	60	0	12.99	4.6189	55.9353	93.23 %
11	Szundi, Mate	162		P	Min	60	0	13.38	4.4843	54.3049	90.51 %
12	Chmura, Tomas	245		P	Min	56	0	12.60	4.4444	53.8222	89.70 %
13	Iacomini, Stefano	334		P	Min	60	0	13.60	4.4118	53.4265	89.04 %
14	Stepan, Michal	221		P	Min	54	0	12.27	4.4010	53.2958	88.83 %
15	Popovic, Aleksa	17		P	Min	52	0	12.04	4.3189	52.3023	87.17 %
16	Bednarik, Marian	179		P	Min	60	0	14.09	4.2583	51.5685	85.95 %
17	drimaj, Peter	124		P	Min	58	0	13.95	4.1577	50.3498	83.92 %
18	Talpas, Jozef	84		P	Min	58	0	13.97	4.1518	50.2777	83.80 %
19	Michalec, Lubomir	119		P	Min	56	0	13.55	4.1328	50.0487	83.41 %
20	Cemsak, Martin	250		P	Min	58	0	14.04	4.1311	50.0271	83.38 %
21	Cipkus, Zilvinas	109		P	Min	56	0	14.00	4.0000	48.4400	80.73 %
22	Sliva, Tomas	49		P	Min	54	0	13.84	3.9017	47.2500	78.75 %
23	Brezina, Marek	240		P	Min	60	0	15.53	3.8635	46.7869	77.98 %
24	Liehne, Jan	371		P	Min	58	0	15.03	3.8589	46.7319	77.89 %
25	Sciranka, Martin	10		P	Min	60	0	15.61	3.8437	46.5471	77.58 %
26	Sedy, Roman		U	P	Min	54	0	14.11	3.8271	46.3459	77.24 %
27	Sneberger, Jakub	123		P	Min	52	0	13.60	3.8235	46.3029	77.17 %
28	Vancura, Jan	201		P	Min	56	0	14.68	3.8147	46.1962	76.99 %
29	Obermajer, Attila	378		P	Min	58	0	15.25	3.8033	46.0577	76.76 %
30	Dolezal, Philipp	262		P	Min	56	0	14.83	3.7761	45.7289	76.21 %
31	Ruzicka, Milan	88		P	Min	58	0	15.39	3.7687	45.6387	76.06 %

32	Lengauer, Timo	232		P	Min	58	0	15.42	3.7613	45.5499	75.92 %
33	Gahir ml., Marek		U	P	Min	54	0	14.44	3.7396	45.2867	75.48 %
34	Tobias, Matyas	19		P	Min	56	0	15.00	3.7333	45.2107	75.35 %
35	Mindek, Martin	32		P	Min	56	0	15.05	3.7209	45.0605	75.10 %
36	Musial, Pawel	24		P	Min	54	0	14.62	3.6936	44.7291	74.55 %
37	Nemcova, Petra	122		P	Min	54	0	14.68	3.6785	44.5463	74.24 %
38	Polievka, Lubomir	85		P	Min	58	0	16.07	3.6092	43.7075	72.85 %
39	Najmonova, Hana	367		P	Min	56	0	15.59	3.5920	43.4997	72.50 %
40	Kreutz, Erich	182		P	Min	54	0	15.12	3.5714	43.2500	72.08 %
41	Velic, Miroslav	154		P	Min	58	0	16.30	3.5583	43.0908	71.82 %
42	Simek, Lukas		Trieda	P	Min	56	0	15.86	3.5309	42.7591	71.27 %
43	Racek, Jarda	99		P	Min	58	0	16.46	3.5237	42.6719	71.12 %
44	Dzuho, Elvir	42		P	Min	50	0	14.21	3.5186	42.6108	71.02 %
45	Kendlbacher, Florian	304		P	Min	56	0	15.99	3.5022	42.4115	70.69 %
46	Tomcala, Peter	31		P	Min	58	0	16.57	3.5003	42.3887	70.65 %
47	Trencan, Peter	256		P	Min	60	0	17.22	3.4843	42.1951	70.33 %
48	Gadek, Wojciech	56		P	Min	58	0	16.69	3.4751	42.0839	70.14 %
49	Kugler, Karol	89		P	Min	56	0	16.63	3.3674	40.7793	67.97 %
50	Momcilovic, Snezana	16		P	Min	54	0	16.13	3.3478	40.5418	67.57 %
51	Cumova, Miroslava	224		P	Min	52	0	15.98	3.2541	39.4068	65.68 %
52	Popluhar, Patrik	181		P	Min	56	0	17.27	3.2426	39.2681	65.45 %
53	Dipa, Dzenan	41		P	Min	56	0	17.41	3.2165	38.9523	64.92 %
54	Rajman, Jiri	369		P	Min	56	0	17.50	3.2000	38.7520	64.59 %
55	Pancik, Vladimir	96		P	Min	56	0	17.51	3.1982	38.7299	64.55 %
56	Vielhaber, Gunther	270		P	Min	56	0	17.80	3.1461	38.0989	63.50 %
57	Man, Jakub	351		P	Min	56	0	17.88	3.1320	37.9284	63.21 %
58	Balazs, Zoltan		U	P	Min	56	0	18.15	3.0854	37.3642	62.27 %
59	Istvan, Bujdoso	27		P	Min	52	0	16.95	3.0678	37.1516	61.92 %
60	Varos, Peter	243		P	Min	54	0	17.83	3.0286	36.6764	61.13 %
61	Polak, Peter	253		P	Min	54	0	17.91	3.0151	36.5126	60.85 %
62	Saric, Goran	14		P	Min	54	0	18.38	2.9380	35.5789	59.30 %
63	Leonardelli, Laura	248		P	Min	58	0	19.78	2.9323	35.5096	59.18 %
64	Bindhammer, Christoph	280		P	Min	60	0	20.68	2.9014	35.1354	58.56 %
65	Kastner, Kerstin	192		P	Min	54	0	19.34	2.7921	33.8128	56.35 %
66	Pils, Lukas	312		P	Min	56	10	17.14	2.6838	32.5006	54.17 %
67	Kupcak, Vladimir	62		P	Min	52	0	20.14	2.5819	31.2671	52.11 %
68	Weissnegger, Barbara	116		P	Min	51	10	15.99	2.5641	31.0513	51.75 %
69	Czuczor, Zsolt	73		P	Min	58	0	23.01	2.5206	30.5250	50.87 %
70	Krejcirova, Lenka	229		P	Min	53	10	17.72	2.4266	29.3866	48.98 %
71	Zax, Vladlen	361		P	Min	54	0	22.59	2.3904	28.9482	48.25 %
72	Lennert, Adam	281		P	Min	58	0	25.90	2.2394	27.1189	45.20 %
73	Moser, Werner	279		P	Min	50	0	23.93	2.0894	25.3030	42.17 %
74	Siklosi, Aliz	78		P	Min	52	0	25.00	2.0800	25.1888	41.98 %
75	Bakalar, Martin	28		P	Min	54	0	27.95	1.9320	23.3968	38.99 %
76	Reiter, Celine	233		P	Min	45	10	19.27	1.8163	21.9953	36.66 %
77	Tichy, Lukas	97		P	Min	48	20	16.84	1.6627	20.1354	33.56 %
78	(DQ) Tkacenko, Vladimir			P	Min						

Stage Results - Production Optics

Place	Name	No.	Class	Div	PF	Points	Pen	Time	Hit Factor	Stage Pts	Stage %
1	Slavik, Daniel	101		PO	Min	60	0	11.55	5.1948	60.0000	100.00 %
2	Hrnciarik, Andrej	126		PO	Min	58	0	11.29	5.1373	59.3357	98.89 %
3	Zencar jr., Pavol	144		PO	Min	58	0	11.46	5.0611	58.4555	97.43 %
4	Keppel, Dylan	331		PO	Min	56	0	11.08	5.0542	58.3755	97.29 %
5	Zapletal, Miroslav	327		PO	Min	60	0	12.19	4.9221	56.8499	94.75 %
6	Holubowski, Tomasz	323		PO	Min	60	0	12.31	4.8741	56.2957	93.83 %
7	Adamec, Lubos	34		PO	Min	58	0	12.08	4.8013	55.4553	92.43 %
8	Volk, Alexander	326		PO	Min	58	0	12.25	4.7347	54.6857	91.14 %
9	Pavlik, Jan	145		PO	Min	56	0	12.12	4.6205	53.3663	88.94 %
10	Maska, Richard	226		PO	Min	58	0	12.74	4.5526	52.5824	87.64 %
11	Pijacek, Petr	300		PO	Min	56	0	12.70	4.4094	50.9291	84.88 %

12	Hatar, Jakub	87	PO	Min	58	0	13.33	4.3511	50.2551	83.76 %
13	Michalak, Norbert	329	PO	Min	58	0	13.53	4.2868	49.5122	82.52 %
14	Penov, Andon	157	PO	Min	60	0	14.18	4.2313	48.8717	81.45 %
15	Kubica, Dusan	70	PO	Min	56	0	13.33	4.2011	48.5221	80.87 %
16	Vanco, Jan	91	PO	Min	58	0	13.82	4.1968	48.4732	80.79 %
17	Dacic, Dimitrije	18	PO	Min	58	0	13.84	4.1908	48.4032	80.67 %
18	Sartor, Marco	113	PO	Min	58	0	13.94	4.1607	48.0560	80.09 %
19	Cooper, Justin	322	PO	Min	58	0	13.97	4.1518	47.9528	79.92 %
20	Kovacs, Attila	375	PO	Min	58	0	14.01	4.1399	47.8158	79.69 %
21	Binkevicius, Ramunas	108	PO	Min	56	0	13.58	4.1237	47.6289	79.38 %
22	Nemcok, Libor	235	PO	Min	54	0	13.15	4.1065	47.4297	79.05 %
23	Venturato, Giulia	114	PO	Min	60	0	14.65	4.0956	47.3038	78.84 %
24	Ritter, Jakob	269	PO	Min	60	0	14.81	4.0513	46.7927	77.99 %
25	Kobos, Krzysztof	348	PO	Min	58	0	14.36	4.0390	46.6504	77.75 %
26	Majling, Andrej	53	PO	Min	58	0	14.44	4.0166	46.3920	77.32 %
27	Barancik, Ivan	254	PO	Min	60	0	15.37	3.9037	45.0878	75.15 %
28	Pitonak, Martin	236	PO	Min	54	0	13.86	3.8961	45.0000	75.00 %
29	Gebhardt, Jurgen	194	PO	Min	58	0	15.06	3.8513	44.4821	74.14 %
30	Hofer, Christian	293	PO	Min	60	0	15.60	3.8462	44.4231	74.04 %
31	Skvarenina, Andrej	227	PO	Min	54	0	14.06	3.8407	44.3599	73.93 %
32	Zakupszky, Norbert	50	PO	Min	58	0	15.24	3.8058	43.9567	73.26 %
33	Stettin, Andreas	4	PO	Min	56	0	14.84	3.7736	43.5849	72.64 %
34	Cruz, Oliver	118	PO	Min	54	0	14.51	3.7216	42.9841	71.64 %
35	Satalan, Ovidiu Alex	187	PO	Min	60	0	16.33	3.6742	42.4372	70.73 %
36	Kan, Peter	75	PO	Min	54	0	14.71	3.6710	42.3997	70.67 %
37	Mayrhofer, Christoph	313	PO	Min	56	0	15.29	3.6625	42.3022	70.50 %
38	Hollosi, Nikolette	12	PO	Min	58	0	16.13	3.5958	41.5313	69.22 %
39	Horvath, Beata Zsanett	332	PO	Min	58	0	16.16	3.5891	41.4542	69.09 %
40	Gardian, Michal	347	PO	Min	56	0	15.80	3.5443	40.9367	68.23 %
41	Wuhrleitner, Roland	317	PO	Min	58	0	16.48	3.5194	40.6493	67.75 %
42	Hukel, Miroslav	93	PO	Min	58	0	17.07	3.3978	39.2443	65.41 %
43	Klepac, Ilja	211	PO	Min	56	0	16.76	3.3413	38.5919	64.32 %
44	Chalupa, Cyril	35	PO	Min	60	0	18.23	3.2913	38.0143	63.36 %
45	Talakic, Alan	54	PO	Min	58	0	17.88	3.2438	37.4664	62.44 %
46	Eder, Robert	308	PO	Min	58	0	18.85	3.0769	35.5385	59.23 %
47	Zalejsky, Rostislav	301	PO	Min	58	0	19.42	2.9866	34.4954	57.49 %
48	Fujasova, Zuzana	U	PO	Min	56	0	19.13	2.9273	33.8108	56.35 %
49	Streber, Jurgen	311	PO	Min	58	0	20.05	2.8928	33.4115	55.69 %
50	Kubicova Bopkova, Eniko	71	PO	Min	58	0	20.10	2.8856	33.3284	55.55 %
51	Galazka, Marcin	328	PO	Min	56	0	19.66	2.8484	32.8993	54.83 %
52	Muhlegger, Bernhard	307	PO	Min	58	0	20.84	2.7831	32.1449	53.57 %
53	Stefaniak, Sebastian	67	PO	Min	58	0	24.12	2.4046	27.7736	46.29 %
54	Mock, Dieter	287	PO	Min	48	10	16.43	2.3128	26.7133	44.52 %
55	Rief, Martin	196	PO	Min	51	20	14.16	2.1893	25.2860	42.14 %
56	Zakupszky, Gabor	51	PO	Min	60	20	26.50	1.5094	17.4340	29.06 %
57	Fichtinger, Markus	25	PO	Min	47	30	17.13	0.9924	11.4623	19.10 %
58	Redecki, Tomasz	Trieda	PO	Min	40	30	15.68	0.6378	7.3661	12.28 %
59	(DQ) Siska, Milos		PO	Min						
60	(DQ) Fellner, Manfred	Trieda	PO	Min						

Stage Results - Revolver

Place	Name	No.	Class	Div	PF	Points	Pen	Time	Hit Factor	Stage Pts	Stage %
1	Kroiss, Robert	207		R	Min	56	0	17.92	3.1250	60.0000	100.00 %
2	Kirchweger, Hermann	316		R	Min	50	0	18.83	2.6553	50.9825	84.97 %
3	Kormanyos, Maria	37		R	Min	58	0	25.35	2.2880	43.9290	73.21 %
4	Mark, Szegedi	138		R	Min	60	0	33.86	1.7720	34.0224	56.70 %

Stage Results - Standard

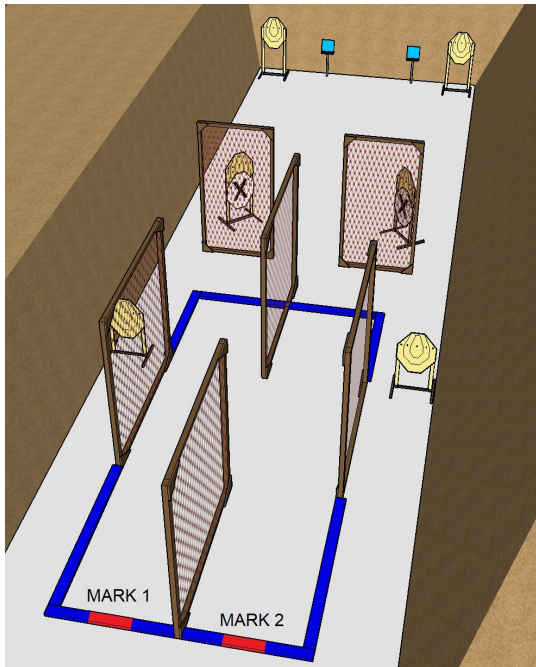
Place	Name	No.	Class	Div	PF	Points	Pen	Time	Hit Factor	Stage Pts	Stage %
1	Liehne, Zdenek	365		S	Maj	59	0	11.40	5.1754	60.0000	100.00 %

2	Mongel, Egon	120	S	Min	60	0	12.02	4.9917	57.8697	96.45 %
3	Rakusan, Josef	366	S	Maj	60	0	12.19	4.9221	57.0626	95.10 %
4	Stranz, Jurgen	152	S	Min	60	0	12.19	4.9221	57.0626	95.10 %
5	Znamenacek, Petr	364	S	Maj	59	0	12.58	4.6900	54.3720	90.62 %
6	Ciesielski, Marcin	11	S	Maj	59	0	12.63	4.6714	54.1568	90.26 %
7	Koller, Hans Georg	203	S	Maj	57	0	12.22	4.6645	54.0764	90.13 %
8	Koc, Marcin	82	S	Min	60	0	13.35	4.4944	52.1044	86.84 %
9	Gal, Kristof	231	S	Maj	59	0	13.35	4.4195	51.2360	85.39 %
10	Zdesar, Franci	345	S	Maj	59	0	13.39	4.4063	51.0829	85.14 %
11	Galstyan, Haykaz	191	S	Min	60	0	13.63	4.4021	51.0340	85.06 %
12	Kopunec, Peter	80	S	Maj	56	0	12.98	4.3143	50.0170	83.36 %
13	Benesch, Thomas	295	S	Maj	60	0	14.32	4.1899	48.5749	80.96 %
14	Stanko, Lubomir	44	S	Min	58	0	14.07	4.1222	47.7901	79.65 %
15	Mikes, Filip	29	S	Maj	59	0	14.46	4.0802	47.3029	78.84 %
16	Soustar, Ivo	100	S	Maj	58	0	14.37	4.0362	46.7924	77.99 %
17	Bicsak, Laszlo Andras	79	S	Min	60	0	15.06	3.9841	46.1881	76.98 %
18	Albrecht, Zoltan	377	S	Maj	58	0	14.66	3.9563	45.8668	76.44 %
19	Zebegney, Robert	258	S	Min	56	0	14.19	3.9464	45.7520	76.25 %
20	Mikula, Jozef	259	S	Maj	59	0	14.98	3.9386	45.6609	76.10 %
21	Gazdik, Lukas	129	S	Min	56	0	14.26	3.9271	45.5274	75.88 %
22	Schneider, Katharina	305	S	Maj	57	0	14.63	3.8961	45.1684	75.28 %
23	Mayr, Matthias	285	S	Min	58	0	15.07	3.8487	44.6189	74.36 %
24	Biedermann, Thomas	2	S	Maj	58	0	15.09	3.8436	44.5598	74.27 %
25	Velicko, Laurius	104	S	Maj	57	0	15.32	3.7206	43.1340	71.89 %
26	Kurczewski, Slavek	90	S	Min	56	0	15.25	3.6721	42.5718	70.95 %
27	Mueller, Sergej	353	S	Maj	60	10	13.65	3.6630	42.4660	70.78 %
28	Baar, Alexander	208	S	Min	54	0	14.79	3.6511	42.3282	70.55 %
29	Racek, Jaroslav	98	S	Min	58	0	15.89	3.6501	42.3163	70.53 %
30	Kovac, Ondrej	U	S	Maj	58	0	15.94	3.6386	42.1836	70.31 %
31	Smejkal, Martin	291	S	Min	54	0	15.02	3.5952	41.6800	69.47 %
32	Leszczynska, Julia	83	S	Min	52	0	14.63	3.5543	41.2063	68.68 %
33	Pajor, Zoltan	134	S	Min	60	0	16.89	3.5524	41.1837	68.64 %
34	Schmidt, Ferdinand	292	S	Min	60	0	16.91	3.5482	41.1350	68.56 %
35	Egger, Thomas	5	S	Min	60	0	17.06	3.5170	40.7733	67.96 %
36	Ridoskova, Alexandra	161	S	Min	60	0	17.11	3.5067	40.6542	67.76 %
37	Sumaj, Martin	255	S	Min	56	0	16.13	3.4718	40.2492	67.08 %
38	Kvasnica, Juraj	30	S	Min	56	0	16.28	3.4398	39.8784	66.46 %
39	Zsolt, Lazar	376	S	Min	54	0	15.74	3.4307	39.7734	66.29 %
40	Szalai, Laszlo	52	S	Maj	59	0	17.27	3.4163	39.6063	66.01 %
41	Kovacs, Gyula	137	S	Min	56	0	16.46	3.4022	39.4423	65.74 %
42	Stanislav, Spevak	360	S	Min	58	0	17.13	3.3859	39.2532	65.42 %
43	Horzinger, Gerhard	274	S	Maj	60	0	17.73	3.3841	39.2326	65.39 %
44	Muller, Alexander	355	S	Maj	57	0	16.87	3.3788	39.1709	65.28 %
45	Zaluska, Witold	22	S	Min	56	0	16.65	3.3634	38.9922	64.99 %
46	Cimos, Lech	107	S	Min	52	0	15.85	3.2808	38.0345	63.39 %
47	Winkler, Kilian	283	S	Min	54	0	16.46	3.2807	38.0337	63.39 %
48	Potocky, Peter	95	S	Maj	58	0	17.68	3.2805	38.0321	63.39 %
49	Rojko, Marek	133	S	Min	56	0	17.32	3.2333	37.4839	62.47 %
50	Popovic, Bohuslav	132	S	Min	56	0	17.58	3.1854	36.9295	61.55 %
51	Bicskei, Beata	141	S	Min	54	0	16.99	3.1783	36.8472	61.41 %
52	Gombalik, Ladislav	128	S	Min	52	0	16.42	3.1669	36.7142	61.19 %
53	Richard, Davidhazi	140	S	Min	58	0	18.68	3.1049	35.9961	59.99 %
54	Botkova, Zuzana	333	S	Min	54	0	17.47	3.0910	35.8348	59.72 %
55	Rzesniowiecki, Roman	86	S	Min	56	0	18.16	3.0837	35.7500	59.58 %
56	Brandstetter, Wolfgang	198	S	Min	54	0	17.57	3.0734	35.6308	59.38 %
57	Hanulak, Jozef	183	S	Min	50	0	16.27	3.0731	35.6276	59.38 %
58	David, Jaroslav	220	S	Maj	58	0	18.99	3.0542	35.4085	59.01 %
59	Pasztor, Viktor	105	S	Min	56	10	15.60	2.9487	34.1851	56.98 %
60	Ribisch, Hans-Peter	266	S	Min	60	0	20.49	2.9283	33.9479	56.58 %
61	Wurm, Adrian	8	S	Min	60	0	20.71	2.8972	33.5873	55.98 %
62	Labanc, Martin	102	S	Min	58	0	20.09	2.8870	33.4697	55.78 %
63	Szabo, Karoly	135	S	Min	54	0	18.78	2.8754	33.3351	55.56 %

64	Kosikova, Simona	92	S	Min	58	0	20.65	2.8087	32.5621	54.27 %
65	Marek, Petr	290	S	Min	56	10	16.42	2.8015	32.4780	54.13 %
66	Siska, Michal	178	S	Min	51	10	14.65	2.7986	32.4452	54.08 %
67	Szczesna, Anna	110	S	Min	56	0	20.16	2.7778	32.2034	53.67 %
68	Satalan, Victor Alex	188	S	Min	54	0	19.48	2.7721	32.1373	53.56 %
69	Wakolbinger, Martin	321	S	Min	56	10	16.69	2.7561	31.9526	53.25 %
70	Sirtl, Andreas	354	S	Min	48	0	17.97	2.6711	30.9669	51.61 %
71	Misik, Peter	184	S	Min	56	10	17.61	2.6122	30.2833	50.47 %
72	Krupinski, Aleksander	48	S	Min	60	0	22.97	2.6121	30.2827	50.47 %
73	Kainz, Dieter	294	S	Min	58	0	22.24	2.6079	30.2341	50.39 %
74	Noga, Tadeusz	45	S	Min	54	0	21.02	2.5690	29.7828	49.64 %
75	Azbukin, Denis	151	S	Min	56	0	21.81	2.5676	29.7671	49.61 %
76	Pancik, Lubomir	94	S	Min	60	0	23.64	2.5381	29.4244	49.04 %
77	Jarco, Barbara	237	S	Min	48	0	19.05	2.5197	29.2113	48.69 %
78	Seiberl, Thomas	309	S	Min	51	10	17.69	2.3177	26.8695	44.78 %
79	Molitor, Armin	282	S	Min	54	10	19.77	2.2256	25.8018	43.00 %
80	Paroczai, Rita	336	S	Min	40	0	21.27	1.8806	21.8020	36.34 %
81	Labanc, Daniel	103	S	Min	47	20	16.40	1.6463	19.0864	31.81 %
82	Kor-Hanak, Tibor	339	S	Min	49	20	17.98	1.6129	18.6987	31.16 %
83	Gal, Krisztian	230	S	Maj	0	0	0.00	0.0000	0.0000	0.00 %
84	Keller, Richard	20	S	Min	0	0	0.00	0.0000	0.0000	0.00 %
85	Palau, Marika	21	S	Min	0	0	0.00	0.0000	0.0000	0.00 %
86	(DQ) Hua, Wei		U	S	Maj					

Generated by PractiScore for Android (1.7.29 Xiaomi) at 2023-05-10 23:07 +0200

Mosquito Match 2023 HG & PCC - Stejdž 22 - 2023-05-07



Stage Results - Classic

Place	Name	No.	Class	Div	PF	Points	Pen	Time	Hit Factor	Stage Pts	Stage %
1	Cernigoj, Robert	344		C	Min	66	0	10.82	6.0998	70.0000	100.00 %
2	Batki, Gyorgy	381		C	Min	70	0	11.76	5.9524	68.3081	97.58 %
3	Szczesny, Bartosz	324		C	Min	64	0	10.97	5.8341	66.9506	95.64 %
4	Fischer, Christoph	202		C	Min	64	0	11.09	5.7710	66.2262	94.61 %
5	Poliacik, Martin	257		C	Min	70	0	12.94	5.4096	62.0791	88.68 %
6	Kala, Jakub	200		C	Min	64	0	11.96	5.3512	61.4087	87.73 %
7	Behal, Jiri	213		C	Min	68	0	12.84	5.2960	60.7750	86.82 %
8	Kovar, Zbynek	46		C	Min	62	0	12.10	5.1240	58.8014	84.00 %
9	Migleczy, Gyula	171		C	Min	66	0	13.27	4.9736	57.0761	81.54 %
10	Staszczyk, Bartosz	111		C	Min	64	0	13.19	4.8522	55.6822	79.55 %
11	Busza, Marcin	112		C	Min	66	0	13.64	4.8387	55.5279	79.33 %
12	Bobaly, Mihaly	373		C	Min	68	0	14.36	4.7354	54.3420	77.63 %
13	Rauscher, Dietmar	310		C	Maj	64	0	13.72	4.6647	53.5312	76.47 %
14	Szaszi, Csaba	374		C	Min	62	0	15.25	4.0656	46.6555	66.65 %
15	Vnucko, Jan	252		C	Min	64	0	16.12	3.9702	45.5613	65.09 %
16	Robert, Farkas	136		C	Maj	60	0	15.31	3.9190	44.9736	64.25 %
17	Wieland, Gunter	23		C	Min	62	0	17.88	3.4676	39.7929	56.85 %
18	Fischer, Manfred	267		C	Min	66	0	25.50	2.5882	29.7020	42.43 %

Stage Results - Open

Place	Name	No.	Class	Div	PF	Points	Pen	Time	Hit Factor	Stage Pts	Stage %
1	Henes, Zdenek	189		O	Maj	66	0	9.50	6.9474	70.0000	100.00 %
2	Elkobi, Eliyahu	357		O	Maj	69	0	10.13	6.8115	68.6305	98.04 %
3	Havlicek, Miroslav	368		O	Maj	66	0	9.84	6.7073	67.5813	96.54 %
4	Tomaini, Fabio	251		O	Maj	69	0	10.48	6.5840	66.3385	94.77 %
5	Sera, Martina	342		O	Maj	69	0	10.62	6.4972	65.4640	93.52 %
6	Kneringer, Mario	6		O	Maj	67	0	10.40	6.4423	64.9111	92.73 %
7	Roland, Pap	337		O	Maj	66	0	10.61	6.2205	62.6767	89.54 %
8	Samek, Petr	115		O	Maj	66	0	10.63	6.2088	62.5588	89.37 %
9	Kutschi, Lukas	298		O	Maj	64	0	10.68	5.9925	60.3791	86.26 %
10	Rossetto, Denny	352		O	Min	64	0	10.78	5.9369	59.8190	85.46 %
11	Novotny, Jaroslav	346		O	Maj	69	0	11.64	5.9278	59.7274	85.32 %
12	Zeindl, Stefan	3		O	Maj	67	0	11.94	5.6114	56.5390	80.77 %
13	Sery, Jiri	343		O	Maj	67	0	12.39	5.4076	54.4855	77.84 %
14	Muller, Georg	186		O	Maj	67	0	12.57	5.3302	53.7053	76.72 %

15	Barkanyi, Laszlo	335	O	Maj	65	0	12.32	5.2760	53.1594	75.94 %
16	Gibart, Banyai	338	O	Maj	68	0	13.23	5.1398	51.7877	73.98 %
17	Weber, Gunter	273	O	Maj	66	0	12.88	5.1242	51.6304	73.76 %
18	Aigner, Edeltraut	303	O	Maj	67	0	13.14	5.0989	51.3756	73.39 %
19	Aigner, Michael	302	O	Maj	64	0	12.59	5.0834	51.2191	73.17 %
20	Till, Raphael	319	O	Maj	65	0	12.79	5.0821	51.2060	73.15 %
21	Eisl, Alexander	314	O	Maj	66	0	13.23	4.9887	50.2646	71.81 %
22	Lazorik, Maros	127	O	Maj	68	0	13.99	4.8606	48.9744	69.96 %
23	Maierhofer, Christian	320	O	Maj	68	0	14.07	4.8330	48.6959	69.57 %
24	Steurer, Margit	272	O	Maj	68	0	14.33	4.7453	47.8124	68.30 %
25	Kwiatkowski, Roland	275	O	Maj	69	0	14.55	4.7423	47.7819	68.26 %
26	Willhalm, Klaus	318	O	Maj	67	0	14.25	4.7018	47.3737	67.68 %
27	Nandor, Reider	340	O	Maj	64	10	11.50	4.6957	47.3123	67.59 %
28	Gerencser, Miklos	55	O	Maj	66	0	15.14	4.3593	43.9234	62.75 %
29	Kocian, Norbert	180	O	Maj	65	0	15.88	4.0932	41.2421	58.92 %
30	Pawlik, Celina	325	O	Maj	59	10	12.03	4.0732	41.0401	58.63 %
31	Kneringer, Sandra	7	O	Maj	66	0	16.56	3.9855	40.1570	57.37 %
32	Zacek, Milan	81	O	Maj	67	0	16.98	3.9458	39.7571	56.80 %
33	Adler, Franz	276	O	Maj	66	0	17.05	3.8710	39.0029	55.72 %
34	Geerts, Hans	33	O	Maj	69	0	17.88	3.8591	38.8830	55.55 %
35	Nahule, Ahmad	358	O	Min	60	0	15.84	3.7879	38.1657	54.52 %
36	Dvorak, Andrea	315	O	Maj	66	0	21.32	3.0957	31.1914	44.56 %
37	(DQ) Halpern, Shalom		O	Maj						
38	(DQ) Eitan, Gill		O	Maj						

Stage Results - PCC

Place	Name	No.	Class	Div	PF	Points	Pen	Time	Hit Factor	Stage Pts	Stage %
1	Thaler, Martin	199		PCC	Min	62	0	9.69	6.3983	70.0000	100.00 %
2	Scepko, Samuel	163		PCC	Min	66	0	10.41	6.3401	69.3623	99.09 %
3	Kiss, Gabor	168		PCC	Min	70	0	11.11	6.3006	68.9309	98.47 %
4	Semic, Matija	222		PCC	Min	64	0	10.28	6.2257	68.1110	97.30 %
5	Popiolek, Grzegorz	146		PCC	Min	68	0	11.01	6.1762	67.5697	96.53 %
6	Palka, Jan	225		PCC	Min	68	0	11.05	6.1538	67.3251	96.18 %
7	Coroban, Iurie	125		PCC	Min	66	0	10.73	6.1510	67.2937	96.13 %
8	Pevek, Markus	217		PCC	Min	70	0	11.49	6.0923	66.6512	95.22 %
9	Palmai, Adam	172		PCC	Min	70	0	11.56	6.0554	66.2476	94.64 %
10	Hajnsek, Kristjan	349		PCC	Min	64	0	10.57	6.0549	66.2423	94.63 %
11	Jozsef, Hodi	139		PCC	Min	62	0	10.24	6.0547	66.2402	94.63 %
12	Prandstotter, Martin	299		PCC	Min	68	0	11.28	6.0284	65.9523	94.22 %
13	Sirk, Julius	296		PCC	Min	64	0	10.71	5.9757	65.3763	93.39 %
14	Kubac, Vitezslav	68		PCC	Min	70	0	11.78	5.9423	65.0104	92.87 %
15	Karlin, Marcus	214		PCC	Min	70	0	11.91	5.8774	64.3008	91.86 %
16	Veres, Robert	260		PCC	Min	68	0	11.78	5.7725	63.1530	90.22 %
17	Szundi, Andrej	164		PCC	Min	70	0	12.17	5.7518	62.9271	89.90 %
18	Fedor, Marian	156		PCC	Min	63	10	9.28	5.7112	62.4824	89.26 %
19	Lenzelbauer, Peter	121		PCC	Min	68	0	11.92	5.7047	62.4112	89.16 %
20	Bulko, Peter	153		PCC	Min	70	0	12.34	5.6726	62.0602	88.66 %
21	Jakube, Patrik	158		PCC	Min	64	0	11.36	5.6338	61.6356	88.05 %
22	Nagy, Ernest	330		PCC	Min	64	0	11.43	5.5993	61.2581	87.51 %
23	Halasi, Gergely	379		PCC	Min	62	0	11.29	5.4916	60.0797	85.83 %
24	Ebner, Christoph	286		PCC	Min	64	0	11.74	5.4514	59.6406	85.20 %
25	Sotet, Gabor	38		PCC	Min	66	0	12.14	5.4366	59.4779	84.97 %
26	Moraru, Andrei	147		PCC	Min	64	0	11.81	5.4191	59.2871	84.70 %
27	Kominek, Jiri	212		PCC	Min	68	0	12.56	5.4140	59.2310	84.62 %
28	Tomascin, Andrej	247		PCC	Min	62	0	11.49	5.3960	59.0339	84.33 %
29	Meles, Radovan	249		PCC	Min	68	0	12.68	5.3628	58.6705	83.81 %
30	Ambrus, Oliver	167		PCC	Min	68	0	12.71	5.3501	58.5320	83.62 %
31	Flajszer, Kamil	74		PCC	Min	62	0	11.62	5.3356	58.3735	83.39 %
32	Szarvas, Peter	169		PCC	Min	70	0	13.14	5.3272	58.2818	83.26 %
33	Bajc, Ernest	223		PCC	Min	68	0	13.02	5.2227	57.1384	81.63 %
34	Kastl, Christoph	265		PCC	Min	66	0	12.70	5.1969	56.8552	81.22 %

35	Ladisich, Robert	263	PCC	Min	70	0	13.47	5.1967	56.8539	81.22 %
36	Szyszka, Amadeusz	261	PCC	Min	68	0	13.18	5.1593	56.4448	80.64 %
37	Norbert, Kara	175	PCC	Min	68	0	13.35	5.0936	55.7260	79.61 %
38	Busolin, Pavel	77	PCC	Min	70	0	14.05	4.9822	54.5069	77.87 %
39	Kubus, Mats	242	PCC	Min	66	0	13.35	4.9438	54.0870	77.27 %
40	Boca, Rastislav	155	PCC	Min	64	0	13.22	4.8411	52.9637	75.66 %
41	Krychl, Michael	216	PCC	Min	66	0	13.74	4.8035	52.5518	75.07 %
42	Ferenc, Karadi	174	PCC	Min	68	0	14.35	4.7387	51.8426	74.06 %
43	Gromovas, Andrejus	143	PCC	Min	66	10	11.88	4.7138	51.5705	73.67 %
44	Rehak, Michael	219	PCC	Min	64	0	13.58	4.7128	51.5597	73.66 %
45	Moretti, Nico	234	PCC	Min	70	0	14.98	4.6729	51.1230	73.03 %
46	Kisters, Rob	36	PCC	Min	68	0	14.86	4.5760	50.0634	71.52 %
47	Jud, Manfred	297	PCC	Min	68	0	15.07	4.5123	49.3658	70.52 %
48	Novak, Lubor	190	PCC	Min	66	0	14.68	4.4959	49.1867	70.27 %
49	Thalmann, Daniel	288	PCC	Min	64	0	14.29	4.4787	48.9979	70.00 %
50	Synek, Milos	69	PCC	Min	62	10	11.79	4.4105	48.2525	68.93 %
51	Berger, Franz	206	PCC	Min	68	0	15.42	4.4099	48.2453	68.92 %
52	Jozsef, Santa	380	PCC	Min	70	0	15.98	4.3805	47.9238	68.46 %
53	Erdelyi, Lilla	176	PCC	Min	70	0	16.06	4.3587	47.6851	68.12 %
54	Spratek, Dusan	246	PCC	Min	66	0	15.64	4.2199	46.1676	65.95 %
55	Hars, Roland	382	PCC	Min	66	0	16.17	4.0816	44.6544	63.79 %
56	Kerber, Gerald	268	PCC	Min	70	0	17.22	4.0650	44.4729	63.53 %
57	Riedhart, Hermann	284	PCC	Min	70	0	19.42	3.6045	39.4347	56.34 %
58	Radolec, Milan	59	PCC	Min	70	0	20.49	3.4163	37.3754	53.39 %
59	Ladisich, Sonja	264	PCC	Min	68	0	19.93	3.4119	37.3277	53.33 %
60	Muehlegger, Sarah	306	PCC	Min	64	0	20.08	3.1873	34.8696	49.81 %
61	Weissl, Martin	204	PCC	Min	70	0	35.39	1.9780	21.6395	30.91 %
62	Waldschutz, Wolfgang	218	PCC	Min	0	0	0.00	0.0000	0.0000	0.00 %

Stage Results - Production

Place	Name	No.	Class	Div	PF	Points	Pen	Time	Hit Factor	Stage Pts	Stage %
1	Stepan, Michal	221		P	Min	70	0	10.40	6.7308	70.0000	100.00 %
2	Bindik, Franta	363		P	Min	66	0	10.22	6.4579	67.1624	95.95 %
3	Gasteiger, Klaus	205		P	Min	70	0	11.12	6.2950	65.4676	93.53 %
4	Tichy, Lukas	97		P	Min	68	0	10.83	6.2789	65.3001	93.29 %
5	Momcilovic, Ljubisa	15		P	Min	64	0	10.36	6.1776	64.2471	91.78 %
6	Chmura, Tomas	245		P	Min	64	0	10.39	6.1598	64.0616	91.52 %
7	Tomolya, Stepan	350		P	Min	66	0	10.95	6.0274	62.6849	89.55 %
8	Sliva, Tomas	49		P	Min	68	0	11.32	6.0071	62.4735	89.25 %
9	Gahir ml., Marek		U	P	Min	68	0	11.45	5.9389	61.7642	88.23 %
10	Majstorovic, Davor	13		P	Min	70	0	11.97	5.8480	60.8187	86.88 %
11	Sedy, Roman		U	P	Min	70	0	11.99	5.8382	60.7173	86.74 %
12	Cimos, Donatas	106		P	Min	60	0	10.33	5.8083	60.4066	86.30 %
13	Ulreich, Rainer	117		P	Min	68	0	11.71	5.8070	60.3928	86.28 %
14	Vysny, Marian	244		P	Min	66	0	11.68	5.6507	58.7671	83.95 %
15	Dzuho, Elvir	42		P	Min	64	0	11.33	5.6487	58.7467	83.92 %
16	Cemsak, Martin	250		P	Min	68	0	12.18	5.5829	58.0624	82.95 %
17	Dolezal, Philipp	262		P	Min	66	0	11.98	5.5092	57.2955	81.85 %
18	Iacomini, Stefano	334		P	Min	64	0	11.63	5.5030	57.2313	81.76 %
19	Kreutz, Erich	182		P	Min	68	0	12.51	5.4357	56.5308	80.76 %
20	Sneberger, Jakub	123		P	Min	66	0	12.16	5.4276	56.4474	80.64 %
21	Szundi, Mate	162		P	Min	66	0	12.24	5.3922	56.0784	80.11 %
22	Liehne, Jan	371		P	Min	64	0	11.95	5.3556	55.6987	79.57 %
23	drimaj, Peter	124		P	Min	64	0	11.95	5.3556	55.6987	79.57 %
24	Racek, Jarda	99		P	Min	66	0	12.34	5.3485	55.6240	79.46 %
25	Tomcala, Peter	31		P	Min	70	0	13.11	5.3394	55.5301	79.33 %
26	Simon, Heiligenbrunner	209		P	Min	68	0	12.85	5.2918	55.0350	78.62 %
27	Obermajer, Attila	378		P	Min	66	0	12.55	5.2590	54.6932	78.13 %
28	Ruzicka, Milan	88		P	Min	70	0	13.37	5.2356	54.4503	77.79 %
29	Bednarik, Marian	179		P	Min	66	0	12.61	5.2339	54.4330	77.76 %
30	Gheorghii, Caldarari	150		P	Min	62	0	11.88	5.2189	54.2761	77.54 %

31	Sciranka, Martin	10		P	Min	66	0	12.74	5.1805	53.8776	76.97 %
32	Nemcova, Petra	122		P	Min	66	0	12.79	5.1603	53.6669	76.67 %
33	Gadek, Wojciech	56		P	Min	70	0	14.09	4.9681	51.6678	73.81 %
34	Lengauer, Timo	232		P	Min	66	0	13.31	4.9587	51.5702	73.67 %
35	Kendlbacher, Florian	304		P	Min	64	0	13.15	4.8669	50.6160	72.31 %
36	Brezina, Marek	240		P	Min	68	0	14.01	4.8537	50.4782	72.11 %
37	Popovic, Aleksa	17		P	Min	61	10	10.59	4.8159	50.0850	71.55 %
38	Kastner, Kerstin	192		P	Min	68	0	14.17	4.7989	49.9083	71.30 %
39	Tobias, Matyas	19		P	Min	64	0	13.37	4.7868	49.7831	71.12 %
40	Michalec, Lubomir	119		P	Min	66	0	13.86	4.7619	49.5238	70.75 %
41	Najmonova, Hana	367		P	Min	68	0	14.30	4.7552	49.4545	70.65 %
42	Cipkus, Zilvinas	109		P	Min	64	0	13.80	4.6377	48.2319	68.90 %
43	Krejcirova, Lenka	229		P	Min	66	0	14.38	4.5897	47.7330	68.19 %
44	Weissnegger, Barbara	116		P	Min	68	0	14.82	4.5884	47.7193	68.17 %
45	Simek, Lukas		Trieda	P	Min	66	0	14.61	4.5175	46.9815	67.12 %
46	Cumova, Miroslava	224		P	Min	70	0	15.52	4.5103	46.9072	67.01 %
47	Varos, Peter	243		P	Min	68	0	15.11	4.5003	46.8034	66.86 %
48	Polak, Peter	253		P	Min	68	0	15.21	4.4707	46.4957	66.42 %
49	Man, Jakob	351		P	Min	66	0	14.82	4.4534	46.3158	66.17 %
50	Bindhammer, Christoph	280		P	Min	66	0	14.89	4.4325	46.0981	65.85 %
51	Popluhar, Patrik	181		P	Min	64	0	14.45	4.4291	46.0623	65.80 %
52	Mindek, Martin	32		P	Min	64	0	14.48	4.4199	45.9669	65.67 %
53	Saric, Goran	14		P	Min	70	0	15.84	4.4192	45.9596	65.66 %
54	Vancura, Jan	201		P	Min	58	0	13.13	4.4174	45.9406	65.63 %
55	Pils, Lukas	312		P	Min	62	0	14.10	4.3972	45.7305	65.33 %
56	Kugler, Karol	89		P	Min	64	0	14.69	4.3567	45.3097	64.73 %
57	Trencan, Peter	256		P	Min	68	0	15.76	4.3147	44.8731	64.10 %
58	Istvan, Bujdoso	27		P	Min	68	0	15.78	4.3093	44.8162	64.02 %
59	Velic, Miroslav	154		P	Min	62	0	14.42	4.2996	44.7157	63.88 %
60	Balazs, Zoltan		U	P	Min	68	0	15.84	4.2929	44.6465	63.78 %
61	Polievka, Lubomir	85		P	Min	58	0	13.56	4.2773	44.4838	63.55 %
62	Reiter, Celine	233		P	Min	64	0	14.98	4.2724	44.4326	63.48 %
63	Kupcak, Vladimir	62		P	Min	64	0	15.69	4.0790	42.4219	60.60 %
64	Momcilovic, Snezana	16		P	Min	60	0	14.75	4.0678	42.3051	60.44 %
65	Talpas, Jozef	84		P	Min	55	10	11.28	3.9894	41.4894	59.27 %
66	Leonardelli, Laura	248		P	Min	64	0	16.32	3.9216	40.7843	58.26 %
67	Rajman, Jiri	369		P	Min	68	0	17.52	3.8813	40.3653	57.66 %
68	Czuczor, Zsolt	73		P	Min	70	0	18.10	3.8674	40.2210	57.46 %
69	Dipa, Dzenan	41		P	Min	64	0	16.68	3.8369	39.9041	57.01 %
70	Moser, Werner	279		P	Min	66	0	17.33	3.8084	39.6076	56.58 %
71	Bakalar, Martin	28		P	Min	60	0	15.98	3.7547	39.0488	55.78 %
72	Lennert, Adam	281		P	Min	70	0	18.74	3.7353	38.8474	55.50 %
73	Zax, Vladlen	361		P	Min	64	0	17.72	3.6117	37.5621	53.66 %
74	Vielhaber, Gunther	270		P	Min	62	0	17.32	3.5797	37.2286	53.18 %
75	Pancik, Vladimir	96		P	Min	70	0	19.69	3.5551	36.9731	52.82 %
76	Siklosi, Aliz	78		P	Min	62	0	19.70	3.1472	32.7310	46.76 %
77	Musial, Pawel	24		P	Min	63	10	16.90	3.1361	32.6154	46.59 %
78	(DQ) Tkacenko, Vladimir			P	Min						

Stage Results - Production Optics

Place	Name	No.	Class	Div	PF	Points	Pen	Time	Hit Factor	Stage Pts	Stage %
1	Keppel, Dylan	331		PO	Min	68	0	9.48	7.1730	70.0000	100.00 %
2	Hrnciarik, Andrej	126		PO	Min	68	0	10.62	6.4030	62.4859	89.27 %
3	Zapletal, Miroslav	327		PO	Min	66	0	10.35	6.3768	62.2302	88.90 %
4	Pavlik, Jan	145		PO	Min	68	0	10.95	6.2100	60.6027	86.58 %
5	Galazka, Marcin	328		PO	Min	66	0	10.70	6.1682	60.1946	85.99 %
6	Kubica, Dusan	70		PO	Min	66	0	10.90	6.0550	59.0901	84.41 %
7	Adamec, Lubos	34		PO	Min	66	0	11.02	5.9891	58.4467	83.50 %
8	Penov, Andon	157		PO	Min	70	0	11.77	5.9473	58.0389	82.91 %
9	Ritter, Jakob	269		PO	Min	66	0	11.10	5.9459	58.0254	82.89 %
10	Slavik, Daniel	101		PO	Min	64	0	10.87	5.8878	57.4577	82.08 %

11	Holubowski, Tomasz	323		PO	Min	62	0	10.61	5.8435	57.0261	81.47 %
12	Maska, Richard	226		PO	Min	64	0	11.09	5.7710	56.3178	80.45 %
13	Pijacek, Petr	300		PO	Min	62	0	11.02	5.6261	54.9045	78.43 %
14	Barancik, Ivan	254		PO	Min	70	0	12.47	5.6135	54.7809	78.26 %
15	Hatar, Jakub	87		PO	Min	62	0	11.08	5.5957	54.6071	78.01 %
16	Pitonak, Martin	236		PO	Min	68	0	12.17	5.5875	54.5275	77.90 %
17	Nemcok, Libor	235		PO	Min	66	0	11.85	5.5696	54.3529	77.65 %
18	Dacic, Dimitrije	18		PO	Min	68	0	12.22	5.5646	54.3044	77.58 %
19	Cruz, Oliver	118		PO	Min	66	0	11.99	5.5046	53.7183	76.74 %
20	Skvarenina, Andrej	227		PO	Min	66	0	12.00	5.5000	53.6735	76.68 %
21	Zencar jr., Pavol	144		PO	Min	64	0	11.73	5.4561	53.2451	76.06 %
22	Kovacs, Attila	375		PO	Min	68	0	12.50	5.4400	53.0880	75.84 %
23	Rief, Martin	196		PO	Min	62	0	11.49	5.3960	52.6586	75.23 %
24	Binkevicius, Ramunas	108		PO	Min	62	0	11.51	5.3866	52.5671	75.10 %
25	Stettin, Andreas	4		PO	Min	70	0	13.04	5.3681	52.3863	74.84 %
26	Kubicova Bopkova, Eniko	71		PO	Min	68	0	12.89	5.2754	51.4818	73.55 %
27	Michalak, Norbert	329		PO	Min	64	0	12.20	5.2459	51.1938	73.13 %
28	Venturato, Giulia	114		PO	Min	64	0	12.49	5.1241	50.0052	71.44 %
29	Redecker, Tomasz		Trieda	PO	Min	68	0	13.35	5.0936	49.7079	71.01 %
30	Gebhardt, Jurgen	194		PO	Min	62	0	12.35	5.0202	48.9917	69.99 %
31	Majling, Andrej	53		PO	Min	58	0	11.59	5.0043	48.8362	69.77 %
32	Volk, Alexander	326		PO	Min	65	10	11.02	4.9909	48.7056	69.58 %
33	Kan, Peter	75		PO	Min	68	0	13.74	4.9491	48.2969	69.00 %
34	Sartor, Marco	113		PO	Min	66	0	13.43	4.9144	47.9585	68.51 %
35	Hofer, Christian	293		PO	Min	64	0	13.05	4.9042	47.8594	68.37 %
36	Mayrhofer, Christoph	313		PO	Min	68	0	14.02	4.8502	47.3324	67.62 %
37	Fichtinger, Markus	25		PO	Min	68	0	14.34	4.7420	46.2762	66.11 %
38	Hollosi, Nikolette	12		PO	Min	68	0	14.35	4.7387	46.2439	66.06 %
39	Vanco, Jan	91		PO	Min	60	0	12.73	4.7133	45.9960	65.71 %
40	Hukel, Miroslav	93		PO	Min	68	0	14.56	4.6703	45.5769	65.11 %
41	Gardian, Michal	347		PO	Min	60	0	13.24	4.5317	44.2243	63.18 %
42	Satalan, Ovidiu Alex	187		PO	Min	68	0	15.04	4.5213	44.1223	63.03 %
43	Cooper, Justin	322		PO	Min	59	10	10.98	4.4627	43.5503	62.21 %
44	Horvath, Beata Zsanett	332		PO	Min	66	0	15.57	4.2389	41.3669	59.10 %
45	Kobos, Krzysztof	348		PO	Min	64	0	15.23	4.2022	41.0088	58.58 %
46	Zakupszky, Norbert	50		PO	Min	62	0	14.78	4.1949	40.9369	58.48 %
47	Eder, Robert	308		PO	Min	68	0	16.60	4.0964	39.9759	57.11 %
48	Mock, Dieter	287		PO	Min	64	0	15.95	4.0125	39.1577	55.94 %
49	Chalupa, Cyril	35		PO	Min	66	0	16.46	4.0097	39.1302	55.90 %
50	Klepac, Ilja	211		PO	Min	64	0	16.09	3.9776	38.8169	55.45 %
51	Talakic, Alan	54		PO	Min	68	0	17.24	3.9443	38.4919	54.99 %
52	Streber, Jurgen	311		PO	Min	66	0	18.51	3.5656	34.7965	49.71 %
53	Zalejsky, Rostislav	301		PO	Min	62	0	17.99	3.4464	33.6324	48.05 %
54	Wuhrleitner, Roland	317		PO	Min	57	10	13.65	3.4432	33.6018	48.00 %
55	Fujasova, Zuzana		U	PO	Min	64	0	18.68	3.4261	33.4349	47.76 %
56	Muhlegger, Bernhard	307		PO	Min	64	0	18.70	3.4225	33.3992	47.71 %
57	Zakupszky, Gabor	51		PO	Min	68	0	28.64	2.3743	23.1704	33.10 %
58	Stefaniak, Sebastian	67		PO	Min	58	30	22.20	1.2613	12.3084	17.58 %
59	(DQ) Siska, Milos			PO	Min						
60	(DQ) Fellner, Manfred		Trieda	PO	Min						

Stage Results - Revolver

Place	Name	No.	Class	Div	PF	Points	Pen	Time	Hit Factor	Stage Pts	Stage %
1	Kroiss, Robert	207		R	Min	70	0	13.19	5.3071	70.0000	100.00 %
2	Kirchwegger, Hermann	316		R	Min	64	0	15.24	4.1995	55.3911	79.13 %
3	Mark, Szegedi	138		R	Min	66	0	23.78	2.7754	36.6081	52.30 %
4	Kormanyos, Maria	37		R	Min	70	0	26.97	2.5955	34.2343	48.91 %

Stage Results - Standard

Place	Name	No.	Class	Div	PF	Points	Pen	Time	Hit Factor	Stage Pts	Stage %
-------	------	-----	-------	-----	----	--------	-----	------	------------	-----------	---------

1	Rakusan, Josef	366	S	Maj	69	0	10.16	6.7913	70.0000	100.00 %
2	Liehne, Zdenek	365	S	Maj	68	0	10.21	6.6601	68.6477	98.07 %
3	Mueller, Sergej	353	S	Maj	70	0	11.12	6.2950	64.8837	92.69 %
4	Kopunec, Peter	80	S	Maj	68	0	11.08	6.1372	63.2575	90.37 %
5	Kovac, Ondrej	U	S	Maj	69	0	11.57	5.9637	61.4693	87.81 %
6	Muller, Alexander	355	S	Maj	69	0	12.09	5.7072	58.8255	84.04 %
7	Misik, Peter	184	S	Min	66	0	11.58	5.6995	58.7460	83.92 %
8	Ciesielski, Marcin	11	S	Maj	69	0	12.16	5.6743	58.4868	83.55 %
9	Mongel, Egon	120	S	Min	66	0	11.69	5.6459	58.1932	83.13 %
10	Stranz, Jurgen	152	S	Min	62	0	11.21	5.5308	57.0071	81.44 %
11	Velicko, Laurius	104	S	Maj	69	0	12.55	5.4980	56.6693	80.96 %
12	Galstyan, Haykaz	191	S	Min	66	0	12.09	5.4591	56.2678	80.38 %
13	Schneider, Katharina	305	S	Maj	66	0	12.32	5.3571	55.2174	78.88 %
14	Gal, Kristof	231	S	Maj	66	0	12.33	5.3528	55.1726	78.82 %
15	Znamenacek, Petr	364	S	Maj	66	0	12.35	5.3441	55.0833	78.69 %
16	Koller, Hans Georg	203	S	Maj	68	0	12.92	5.2632	54.2487	77.50 %
17	Koc, Marcin	82	S	Min	64	0	12.21	5.2416	54.0265	77.18 %
18	Albrecht, Zoltan	377	S	Maj	68	0	12.99	5.2348	53.9563	77.08 %
19	Zebegney, Robert	258	S	Min	66	0	12.69	5.2009	53.6074	76.58 %
20	Mikes, Filip	29	S	Maj	62	0	11.97	5.1796	53.3876	76.27 %
21	Potocky, Peter	95	S	Maj	68	0	13.15	5.1711	53.2998	76.14 %
22	Cimos, Lech	107	S	Min	68	0	13.28	5.1205	52.7781	75.40 %
23	Benesch, Thomas	295	S	Maj	68	0	13.37	5.0860	52.4228	74.89 %
24	Leszczynska, Julia	83	S	Min	64	0	12.66	5.0553	52.1061	74.44 %
25	Mayr, Matthias	285	S	Min	66	0	13.18	5.0076	51.6144	73.73 %
26	Soustar, Ivo	100	S	Maj	64	0	12.82	4.9922	51.4558	73.51 %
27	Mikula, Jozef	259	S	Maj	68	0	13.69	4.9671	51.1974	73.14 %
28	Ridoskova, Alexandra	161	S	Min	64	0	12.91	4.9574	51.0971	73.00 %
29	Kvasnica, Juraj	30	S	Min	68	0	13.73	4.9527	51.0483	72.93 %
30	Zsolt, Lazar	376	S	Min	66	0	13.38	4.9327	50.8429	72.63 %
31	Zdesar, Franci	345	S	Maj	68	0	13.92	4.8851	50.3515	71.93 %
32	Egger, Thomas	5	S	Min	64	0	13.12	4.8780	50.2793	71.83 %
33	Siska, Michal	178	S	Min	62	0	12.86	4.8212	49.6928	70.99 %
34	Azbukin, Denis	151	S	Min	66	0	13.70	4.8175	49.6553	70.94 %
35	Labanc, Daniel	103	S	Min	64	0	13.30	4.8120	49.5988	70.86 %
36	Jarco, Barbara	237	S	Min	62	0	12.99	4.7729	49.1955	70.28 %
37	Racek, Jaroslav	98	S	Min	66	0	13.89	4.7516	48.9761	69.97 %
38	Baar, Alexander	208	S	Min	64	0	13.49	4.7443	48.9002	69.86 %
39	Biedermann, Thomas	2	S	Maj	66	0	14.26	4.6283	47.7053	68.15 %
40	Wakolbinger, Martin	321	S	Min	70	0	15.23	4.5962	47.3741	67.68 %
41	Szalai, Laszlo	52	S	Maj	64	0	13.97	4.5812	47.2200	67.46 %
42	Marek, Petr	290	S	Min	66	0	14.50	4.5517	46.9157	67.02 %
43	Pasztor, Viktor	105	S	Min	68	0	15.03	4.5243	46.6329	66.62 %
44	Satalan, Victor Alex	188	S	Min	64	0	14.17	4.5166	46.5535	66.51 %
45	Pancik, Lubomir	94	S	Min	70	0	15.81	4.4276	45.6361	65.19 %
46	Stanko, Lubomir	44	S	Min	63	10	12.10	4.3802	45.1474	64.50 %
47	Hanulak, Jozef	183	S	Min	60	0	13.72	4.3732	45.0754	64.39 %
48	Bicskei, Beata	141	S	Min	64	0	14.65	4.3686	45.0282	64.33 %
49	Pajor, Zoltan	134	S	Min	62	0	14.31	4.3326	44.6575	63.80 %
50	Botkova, Zuzana	333	S	Min	68	0	15.71	4.3285	44.6144	63.73 %
51	Wurm, Adrian	8	S	Min	66	0	15.31	4.3109	44.4336	63.48 %
52	Gazdik, Lukas	129	S	Min	59	10	11.37	4.3096	44.4200	63.46 %
53	Smejkal, Martin	291	S	Min	64	0	14.96	4.2781	44.0952	62.99 %
54	Sumaj, Martin	255	S	Min	68	0	16.01	4.2473	43.7784	62.54 %
55	Krupinski, Aleksander	48	S	Min	66	0	15.67	4.2119	43.4128	62.02 %
56	Bicsak, Laszlo Andras	79	S	Min	66	0	15.94	4.1405	42.6774	60.97 %
57	Kurczewski, Slavek	90	S	Min	60	0	14.52	4.1322	42.5919	60.85 %
58	Horzinger, Gerhard	274	S	Maj	66	0	16.23	4.0665	41.9149	59.88 %
59	Kovacs, Gyula	137	S	Min	60	0	14.78	4.0595	41.8427	59.78 %
60	Noga, Tadeusz	45	S	Min	70	0	17.38	4.0276	41.5137	59.31 %
61	Labanc, Martin	102	S	Min	66	0	16.46	4.0097	41.3292	59.04 %
62	David, Jaroslav	220	S	Maj	66	0	16.48	4.0049	41.2790	58.97 %

63	Kosikova, Simona	92	S	Min	64	0	16.18	3.9555	40.7703	58.24 %
64	Kor-Hanak, Tibor	339	S	Min	60	0	15.19	3.9500	40.7133	58.16 %
65	Szabo, Karoly	135	S	Min	60	0	15.37	3.9037	40.2365	57.48 %
66	Brandstetter, Wolfgang	198	S	Min	64	0	16.91	3.7847	39.0103	55.73 %
67	Sirtl, Andreas	354	S	Min	58	0	15.39	3.7687	38.8447	55.49 %
68	Gombalik, Ladislav	128	S	Min	66	0	17.61	3.7479	38.6302	55.19 %
69	Seiberl, Thomas	309	S	Min	64	0	17.11	3.7405	38.5543	55.08 %
70	Zaluska, Witold	22	S	Min	60	0	16.15	3.7152	38.2932	54.70 %
71	Kainz, Dieter	294	S	Min	68	0	18.72	3.6325	37.4409	53.49 %
72	Schmidt, Ferdinand	292	S	Min	64	0	17.63	3.6302	37.4171	53.45 %
73	Rojko, Marek	133	S	Min	66	0	18.22	3.6224	37.3369	53.34 %
74	Stanislav, Spevak	360	S	Min	58	0	16.34	3.5496	36.5863	52.27 %
75	Rzesniowiecki, Roman	86	S	Min	61	10	14.58	3.4979	36.0542	51.51 %
76	Ribisch, Hans-Peter	266	S	Min	66	0	19.78	3.3367	34.3922	49.13 %
77	Winkler, Kilian	283	S	Min	52	0	15.63	3.3269	34.2915	48.99 %
78	Richard, Davidhazi	140	S	Min	64	0	19.49	3.2837	33.8463	48.35 %
79	Molitor, Armin	282	S	Min	59	10	16.04	3.0549	31.4872	44.98 %
80	Szczesna, Anna	110	S	Min	57	10	16.09	2.9211	30.1082	43.01 %
81	Popovic, Bohuslav	132	S	Min	51	10	15.00	2.7333	28.1731	40.25 %
82	Paroczai, Rita	336	S	Min	39	30	18.55	0.4852	5.0008	7.14 %
83	Gal, Krisztian	230	S	Maj	0	0	0.00	0.0000	0.0000	0.00 %
84	Keller, Richard	20	S	Min	0	0	0.00	0.0000	0.0000	0.00 %
85	Palau, Marika	21	S	Min	0	0	0.00	0.0000	0.0000	0.00 %
86	(DQ) Hua, Wei		U	S	Maj					

Generated by PractiScore for Android (1.7.29 Xiaomi) at 2023-05-10 23:07 +0200