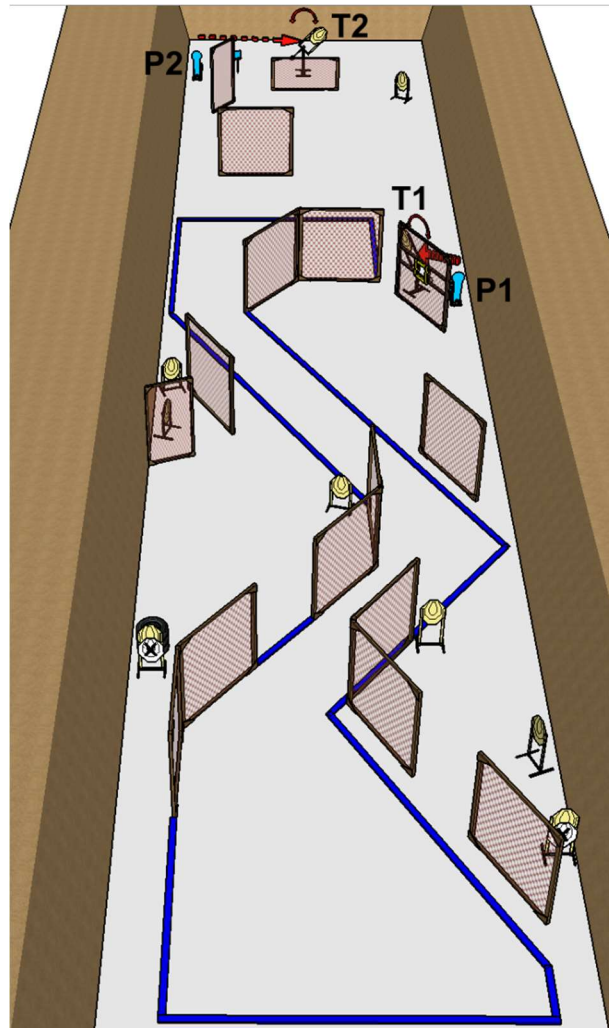




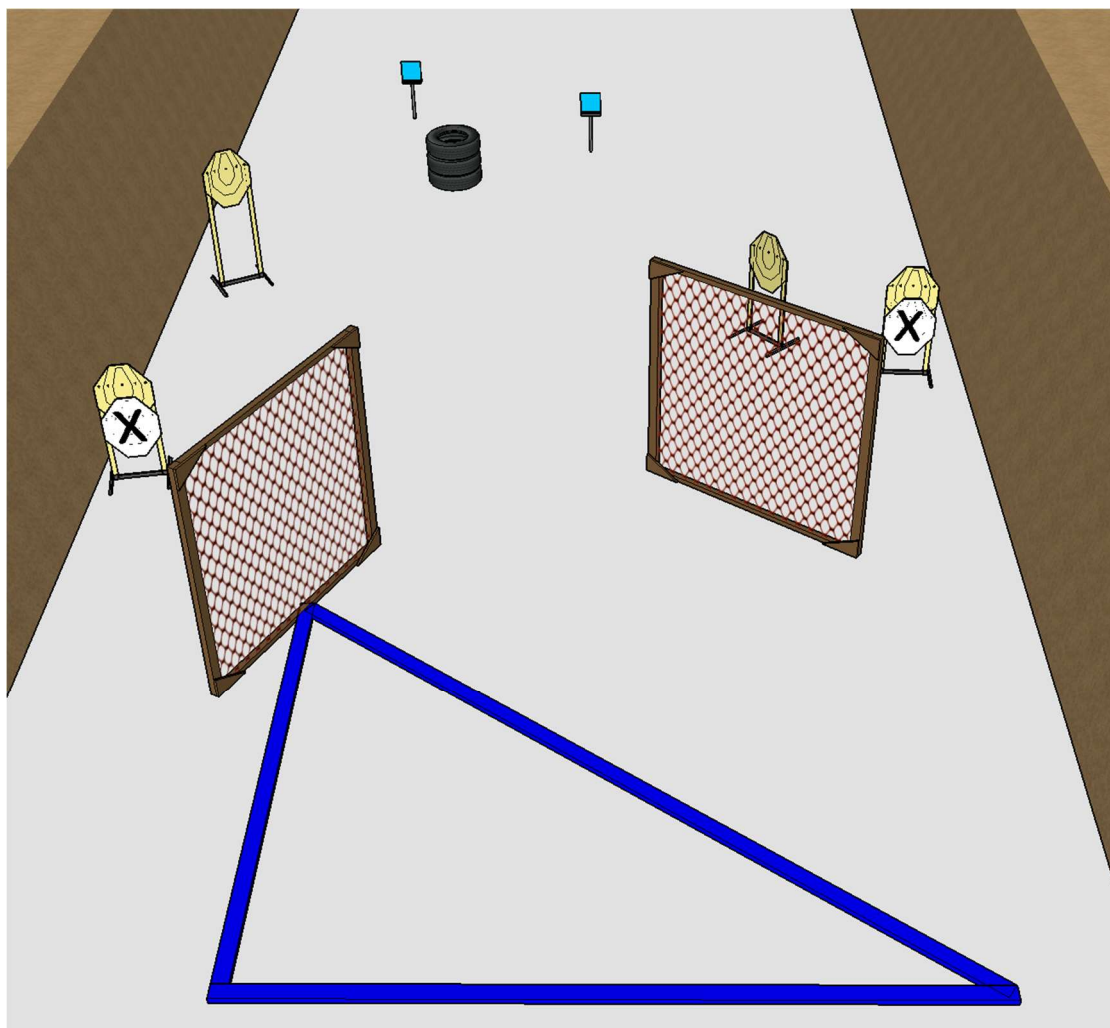
MOSQUITO MATCH 2023 HG & PCC

STAGE 1



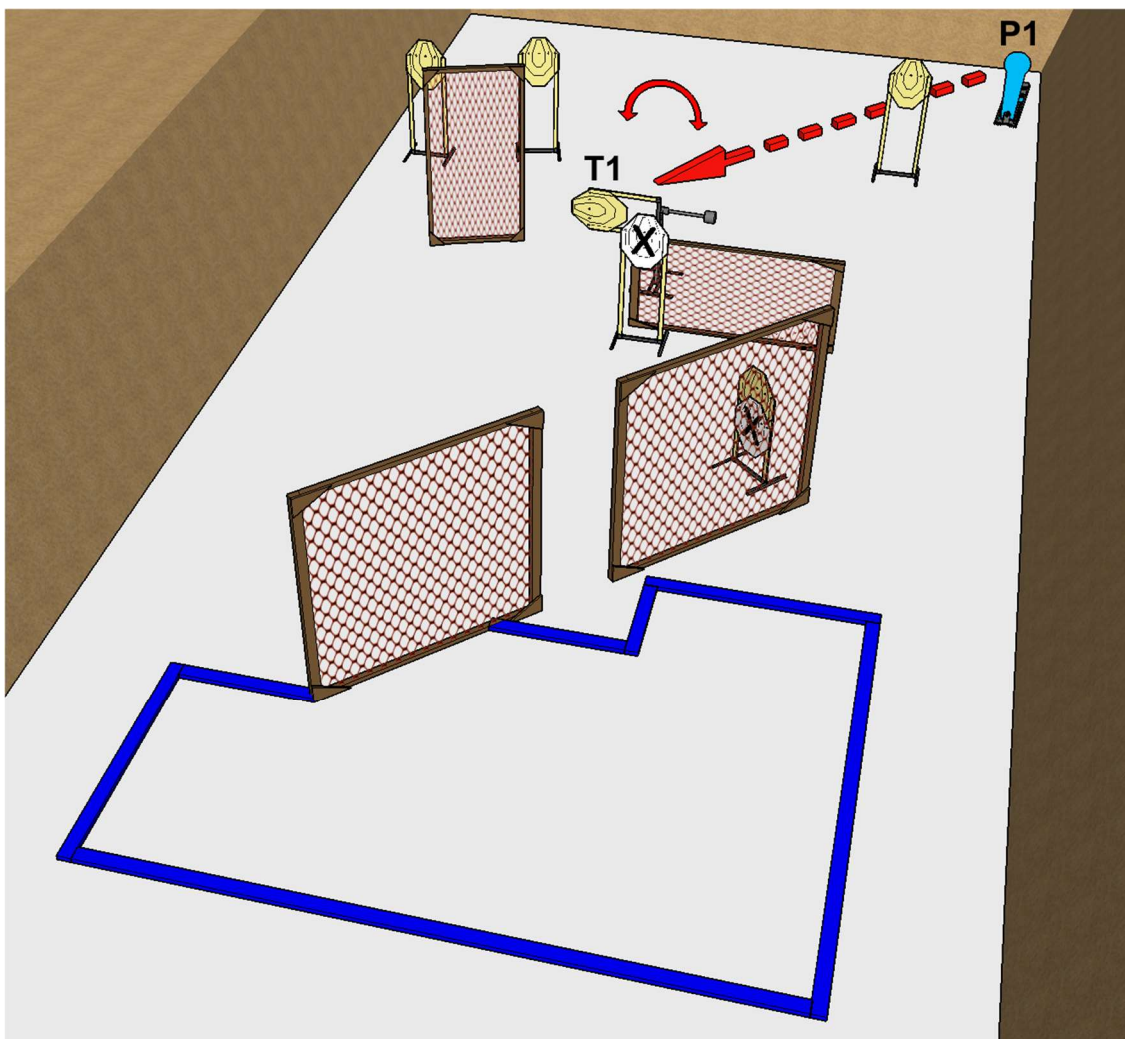
Course of fire:	Medium
Targets:	10 IPSC targets, 2 IPSC poppers, 1 IPSC Metal plate, 2 No-Shoots
Number of rounds to be scored:	23
Start position:	Anywhere inside marked area.
Handgun ready condition:	HG: Loaded & holstered PCC: option 1
Time starts:	Audible signal.
Procedure:	After start signal engage all targets. Popper P1 activates moving target T1, Popper P2 activates target T1 Targets T1 and T2 stay visible at the end of their movement.
Safety angles:	90 degrees left/right and top of the backstop while finger in the trigger guard.

STAGE 2



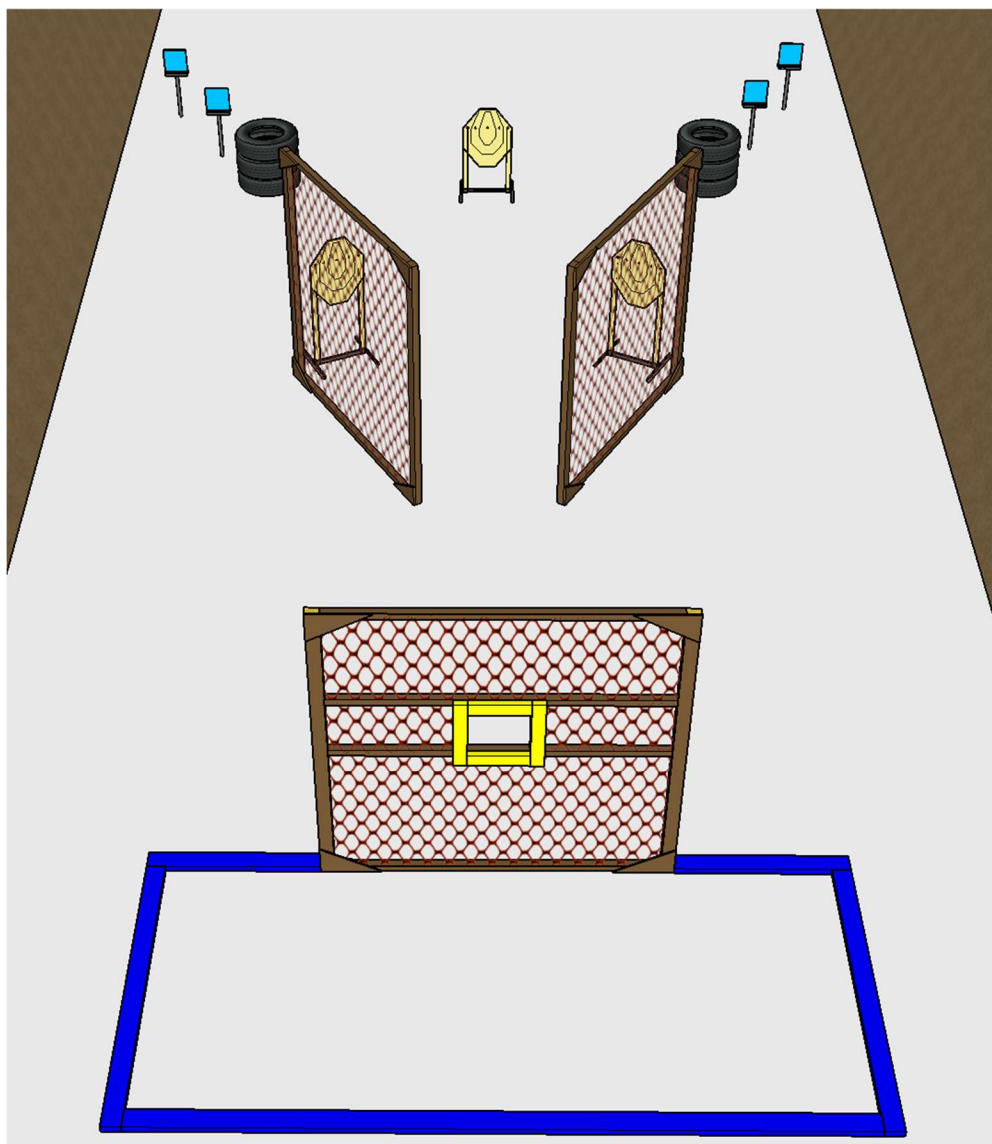
Course of fire:	Short
Targets:	4 IPSC targets, 2 IPSC Metal plates, 2 No-Shoots
Number of rounds to be scored:	10
Start position:	Anywhere inside marked area.
Handgun ready condition:	HG Loaded & holstered PCC: option 1
Time starts:	Audible signal.
Procedure:	After start signal engage all targets.
Safety angles:	90 degrees left/right and top of the backstop while finger in the trigger guard.

STAGE 3



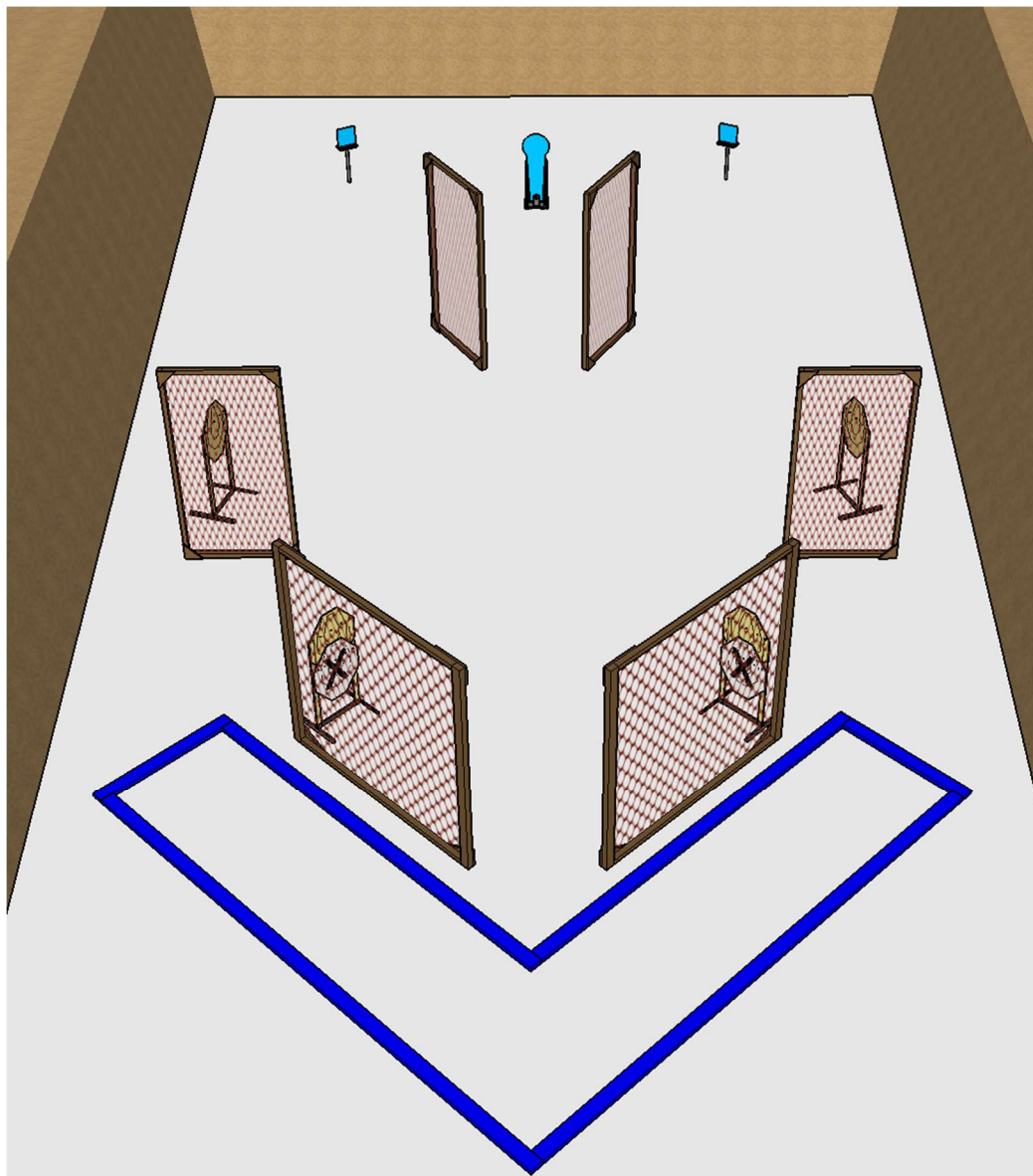
Course of fire:	Short
Targets:	5 IPSC targets, 1 IPSC popper, 2 No-Shoots
Number of rounds to be scored:	11
Start position:	Anywhere inside marked area.
Handgun ready condition:	HG: Loaded & holstered PCC: option 1
Time starts:	Audible signal.
Procedure:	After start signal engage all targets. Popper P1 activates moving target T1. Target T1 stays visible at the end of his movement.
Safety angles:	90 degrees left/right and top of the backstop while finger in the trigger guard.

STAGE 4



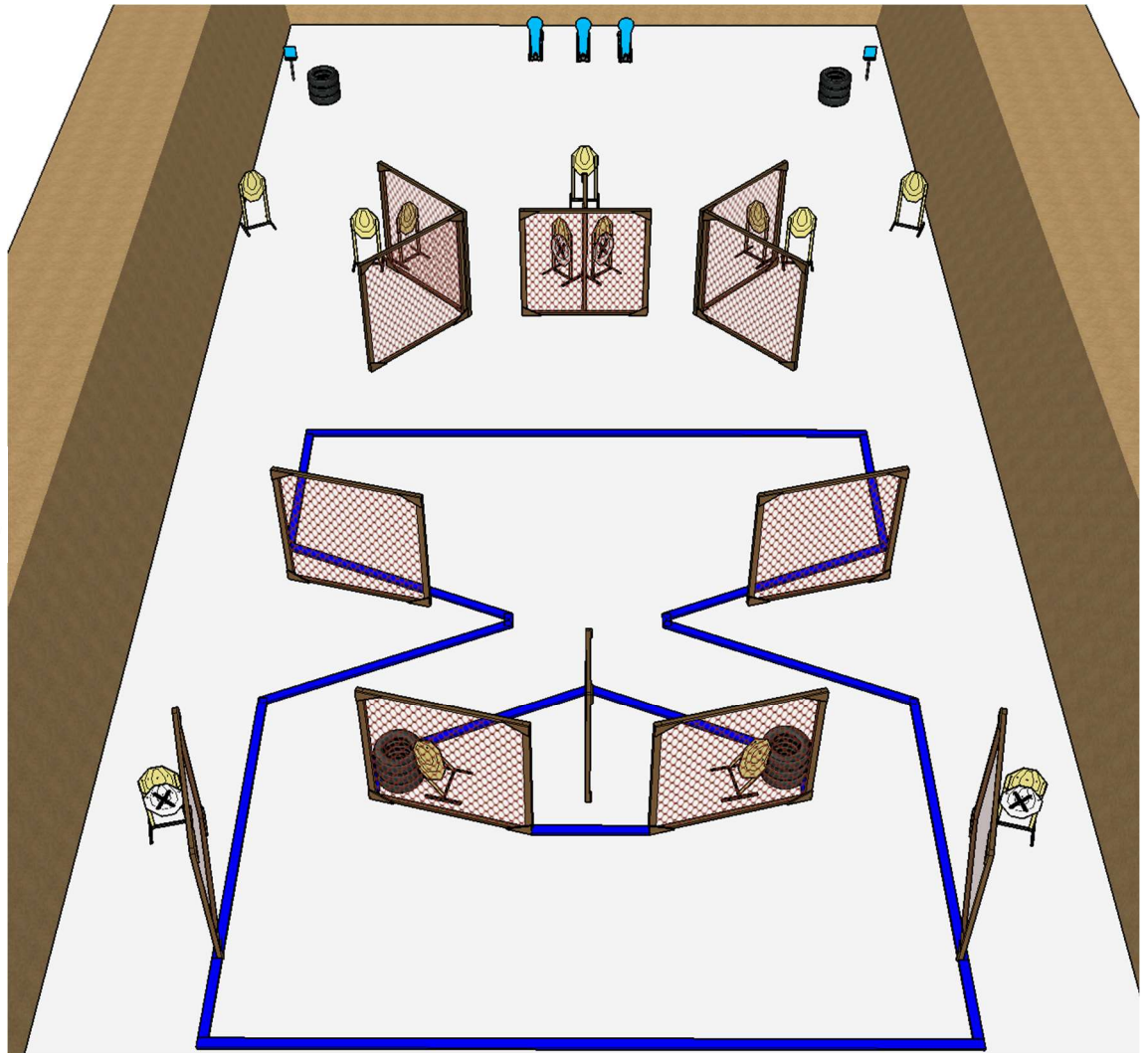
Course of fire:	Short
Targets:	3 IPSC targets, 4 IPSC Metal plates, Some No-Shoots
Number of rounds to be scored:	10
Start position:	Anywhere inside marked area.
Handgun ready condition:	HG: Loaded & holstered PCC: option 1
Time starts:	Audible signal.
Procedure:	After start signal engage all targets.
Safety angles:	90 degrees left/right and top of the backstop while finger in the trigger guard.

STAGE 5



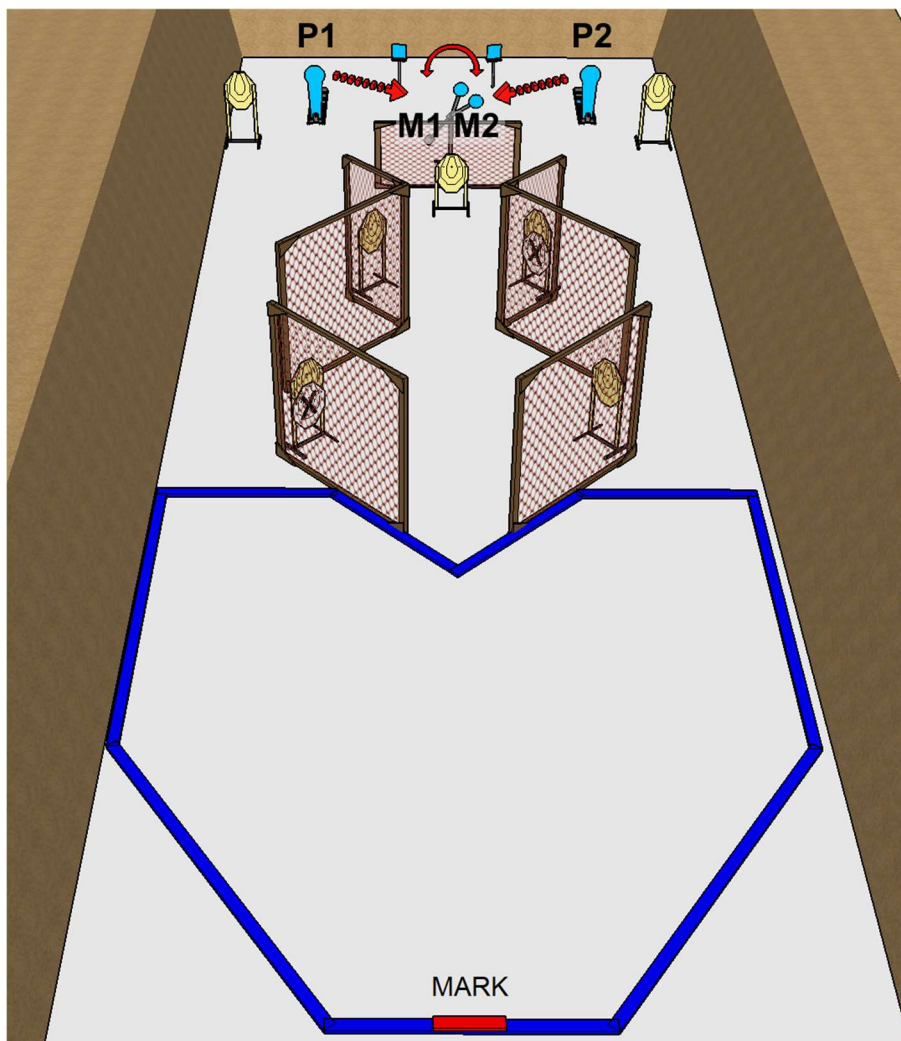
Course of fire:	Short
Targets:	4 IPSC targets, 1 IPSC popper, 2 IPSC Metal plates, Some No-Shoots
Number of rounds to be scored:	11
Start position:	Anywhere inside marked area.
Handgun ready condition:	HG: Chamber empty, magazine inserted. Holstered. PCC: option 2
Time starts:	Audible signal.
Procedure:	After start signal engage all targets.
Safety angles:	90 degrees left/right and top of the backstop while finger in the trigger guard.

STAGE 6



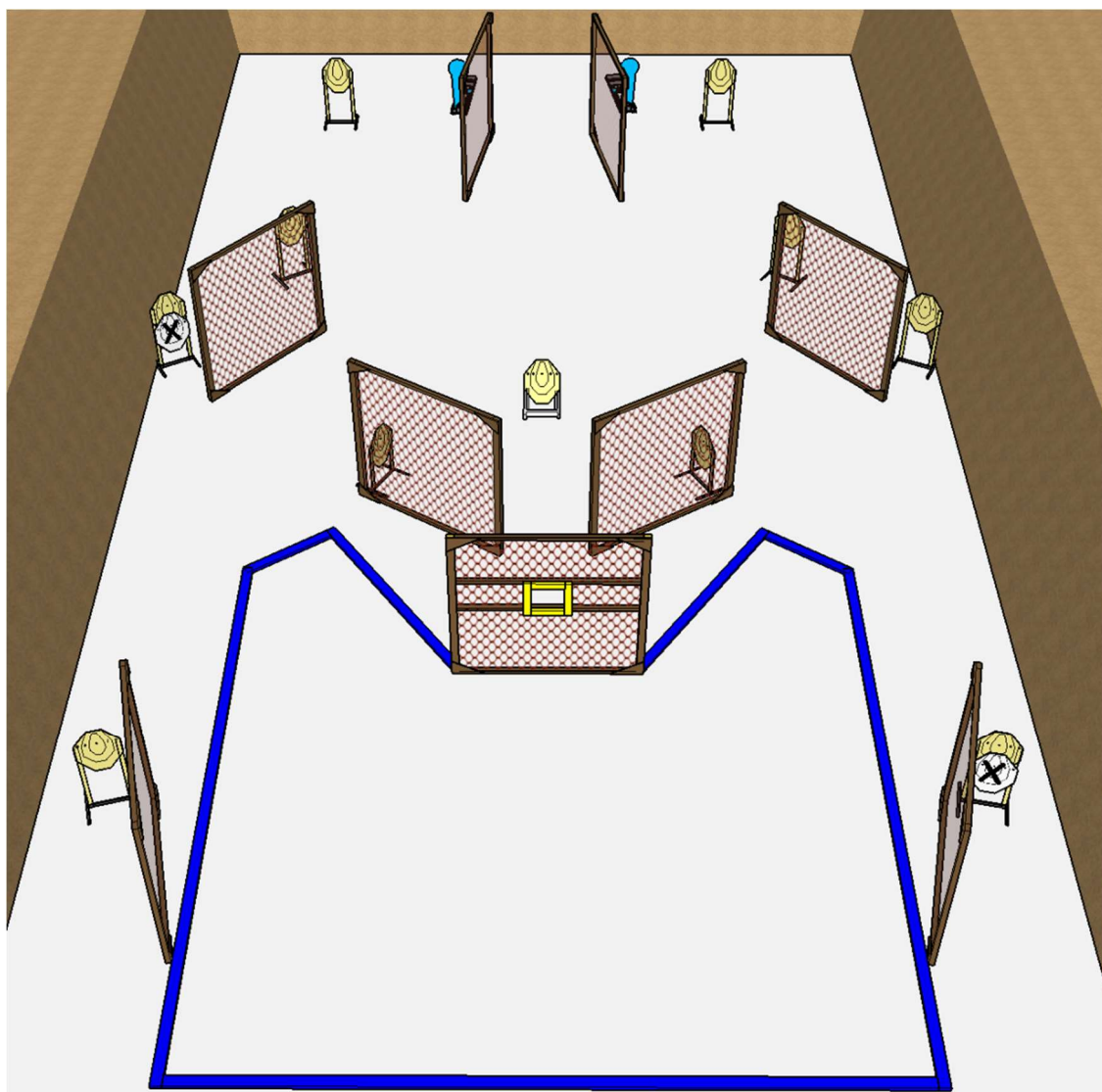
Course of fire:	Long
Targets:	13 IPSC targets, 3 IPSC poppers, 2 IPSC Metal plates, Some No-Shoots
Number of rounds to be scored:	31
Start position:	Anywhere inside marked area.
Handgun ready condition:	HG: Loaded & holstered PCC: option 2
Time starts:	Audible signal.
Procedure:	After start signal engage all targets.
Safety angles:	90 degrees left/right and top of the backstop while finger in the trigger guard.

STAGE 7



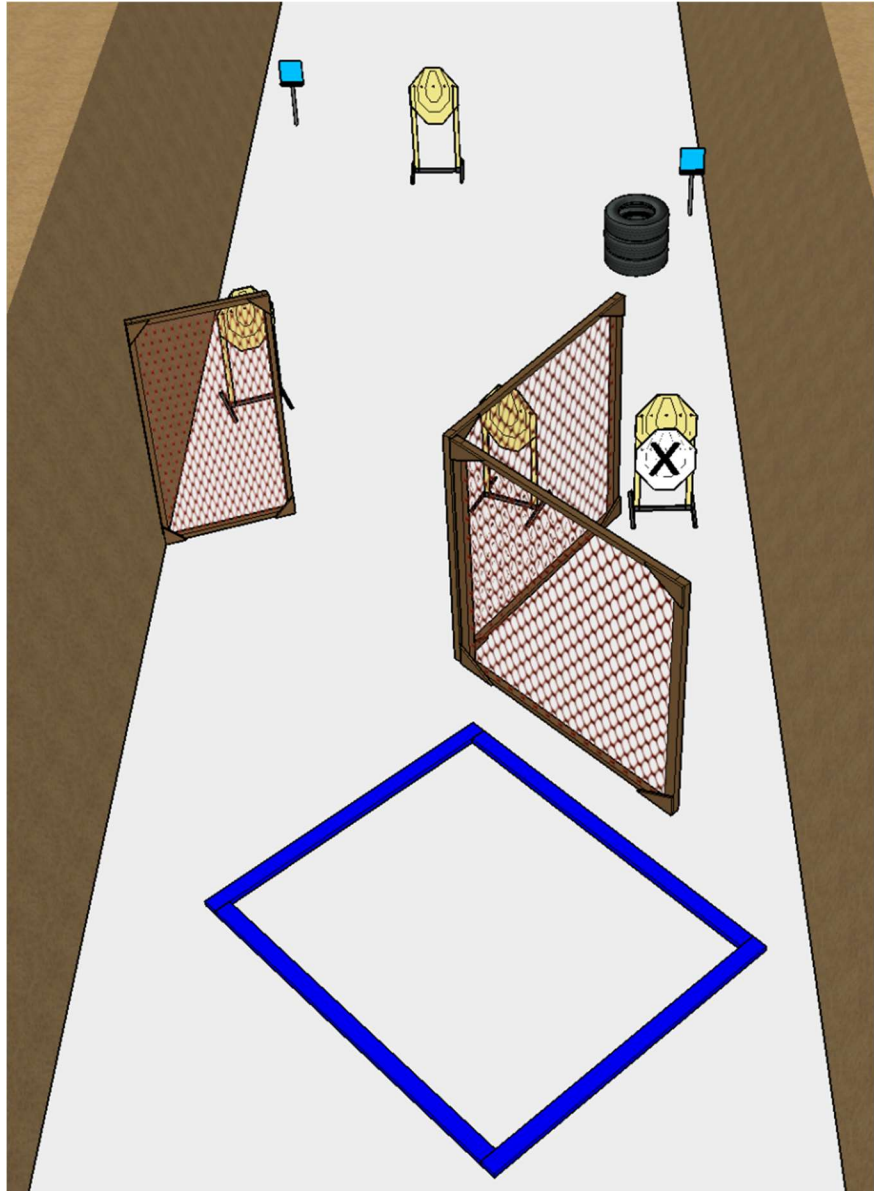
Course of fire:	Medium
Targets:	7 IPSC targets, 2 IPSC poppers, 4 IPSC Metal plates, 2 No-Shoots
Number of rounds to be scored:	20
Start position:	One heel touching red mark HG: Both hands holding baseball bat as demonstrated.
Handgun ready condition:	HG: Chamber empty, magwell empty. Holstered. PCC: option 3
Time starts:	Audible signal.
Procedure:	After start signal engage all targets. Popper P1 or P2 activates moving targets M1 and M2. Targets M1 and M2 stay visible at the end of their movement.
Safety angles:	90 degrees left/right and top of the backstop while finger in the trigger guard.

STAGE 8



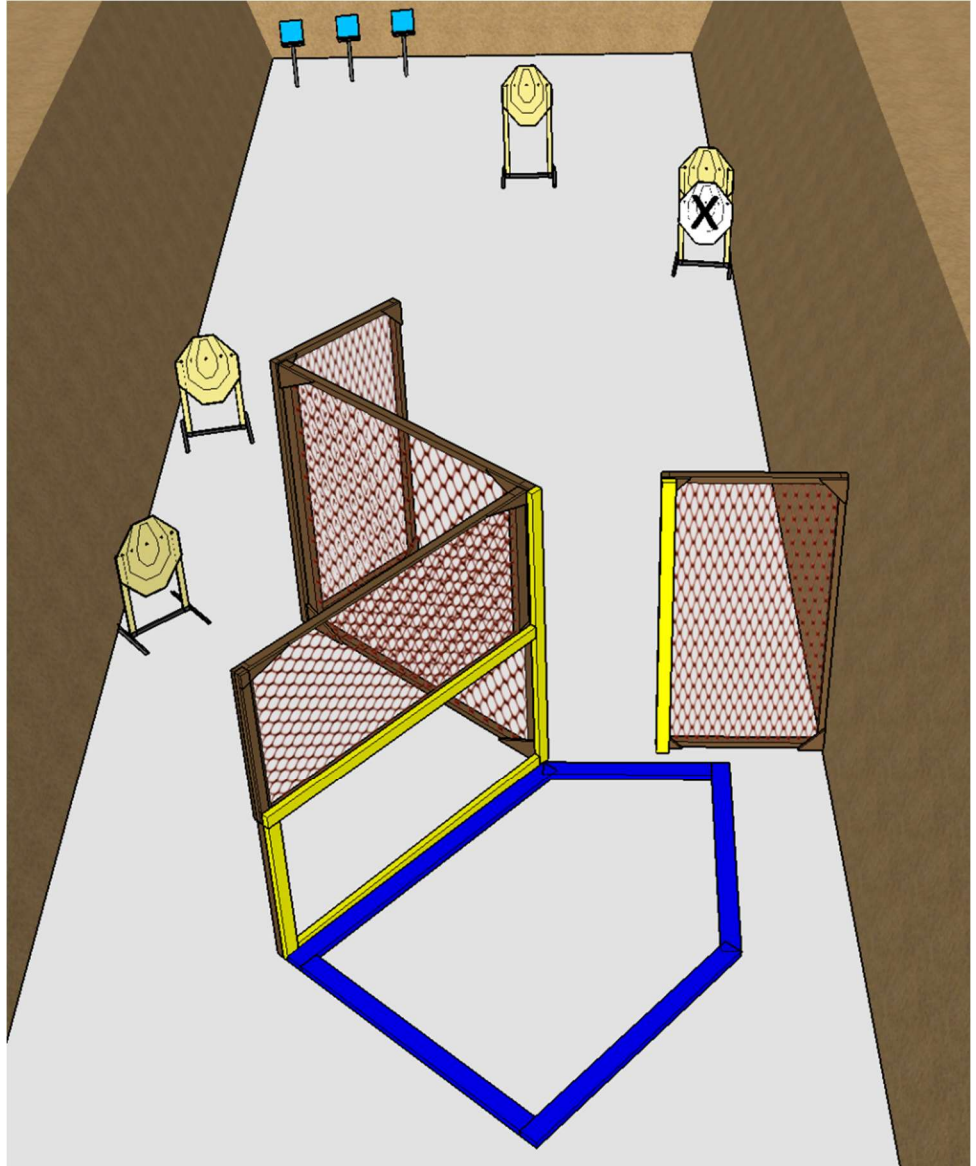
Course of fire:	Medium
Targets:	11 IPSC targets, 2 IPSC poppers, 2 No-Shoots
Number of rounds to be scored:	24
Start position:	Anywhere inside marked area.
Handgun ready condition:	HG: Loaded & holstered PCC: option 1
Time starts:	Audible signal.
Procedure:	After start signal engage all targets.
Safety angles:	90 degrees left/right and top of the backstop while finger in the trigger guard.

STAGE 9



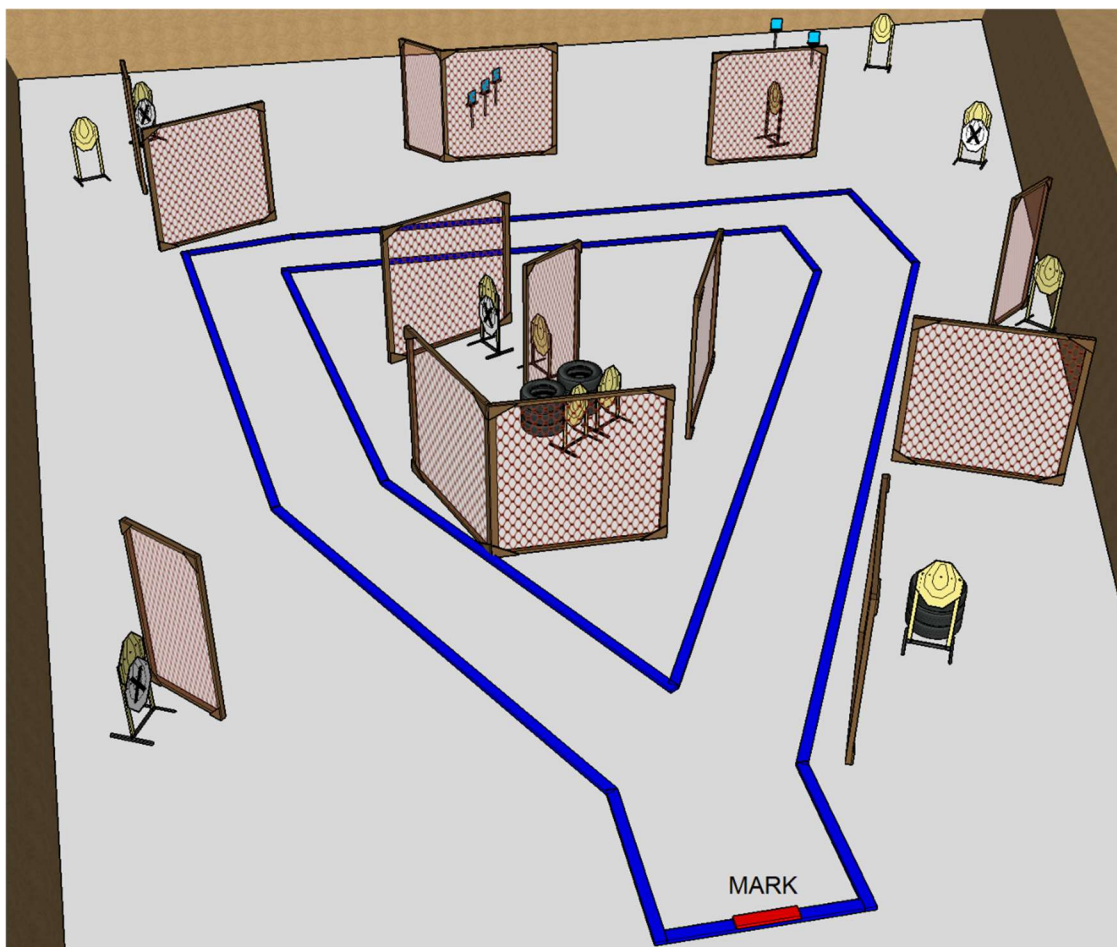
Course of fire:	Short
Targets:	4 IPSC targets, 2 IPSC Metal plates, 1 No-Shoot
Number of rounds to be scored:	10
Start position:	Anywhere inside marked area.
Handgun ready condition:	HG: Loaded & holstered PCC: option 1
Time starts:	Audible signal.
Procedure:	After start signal engage all targets.
Safety angles:	90 degrees left/right and top of the backstop while finger in the trigger guard.

STAGE 10



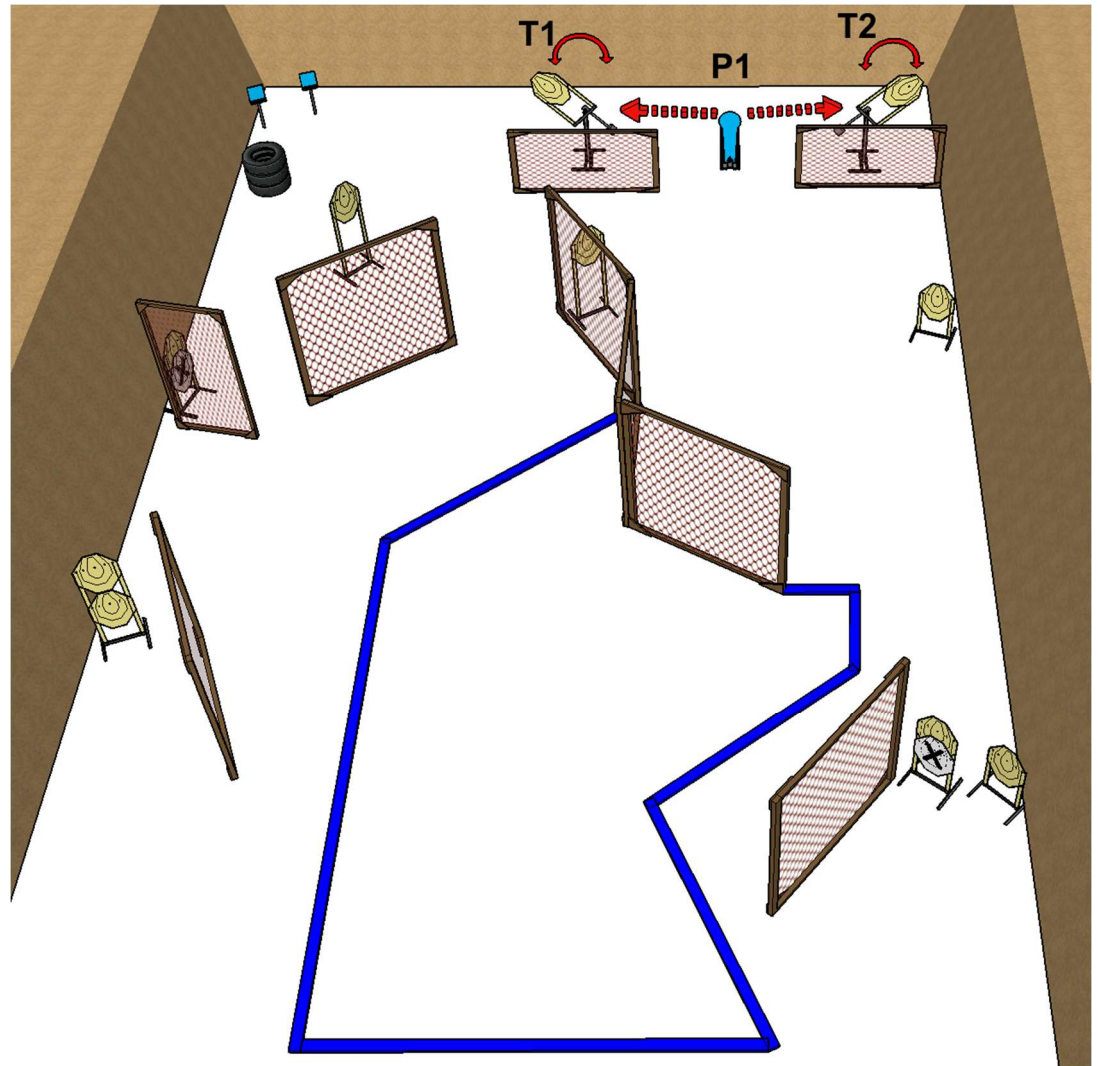
Course of fire:	Short
Targets:	4 IPSC targets, 3 IPSC Metal plates, 1 No-Shoot
Number of rounds to be scored:	11
Start position:	Anywhere inside marked area.
Handgun ready condition:	HG: Loaded & holstered PCC: option 1
Time starts:	Audible signal.
Procedure:	After start signal engage all targets.
Safety angles:	90 degrees left/right and top of the backstop while finger in the trigger guard.

STAGE 11



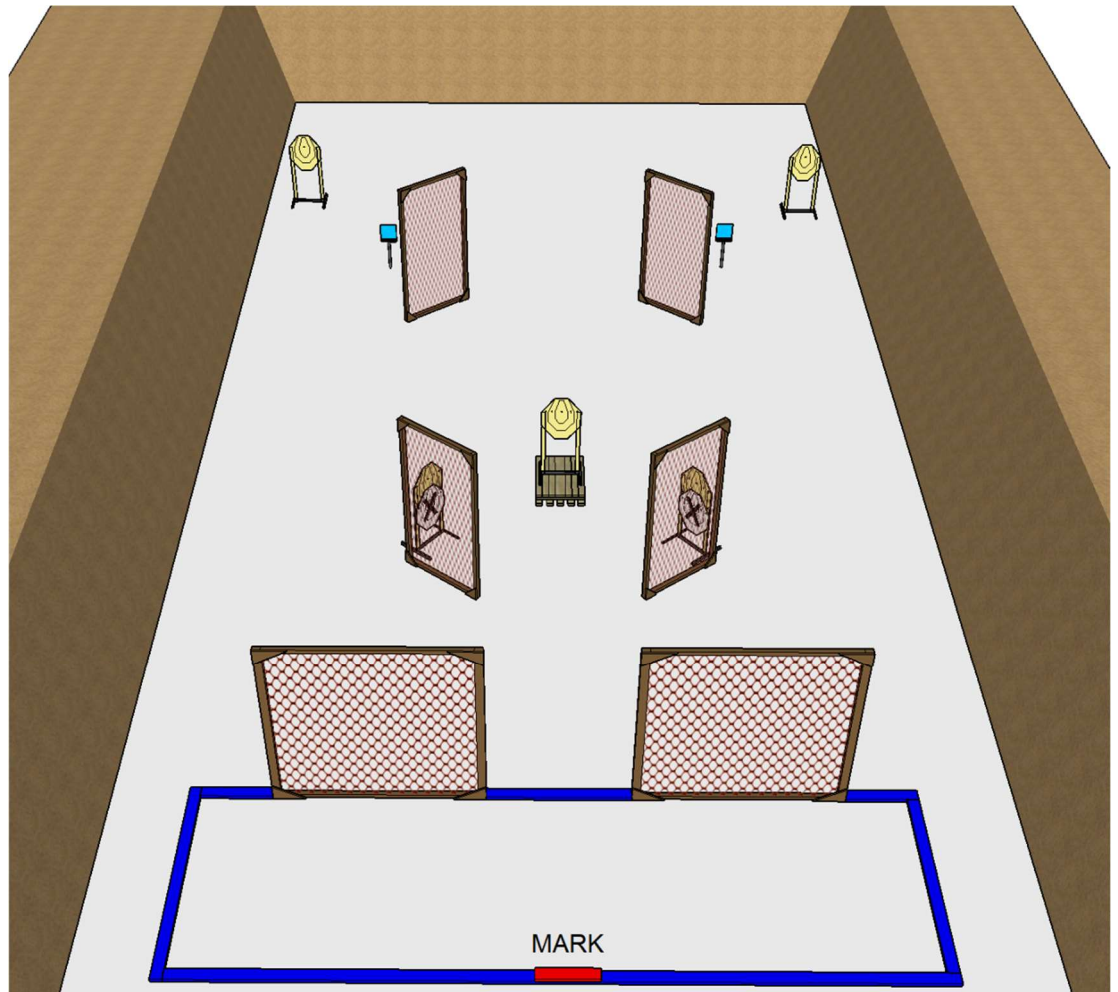
Course of fire:	Long
Targets:	12 IPSC targets, 5 IPSC Metal plates, 4 No-Shoots
Number of rounds to be scored:	29
Start position:	Both heels touching red mark.
Handgun ready condition:	HG: Loaded & holstered PCC: option 1
Time starts:	Audible signal.
Procedure:	After start signal engage all targets.
Safety angles:	90 degrees left/right and top of the backstop while finger in the trigger guard.

STAGE 12



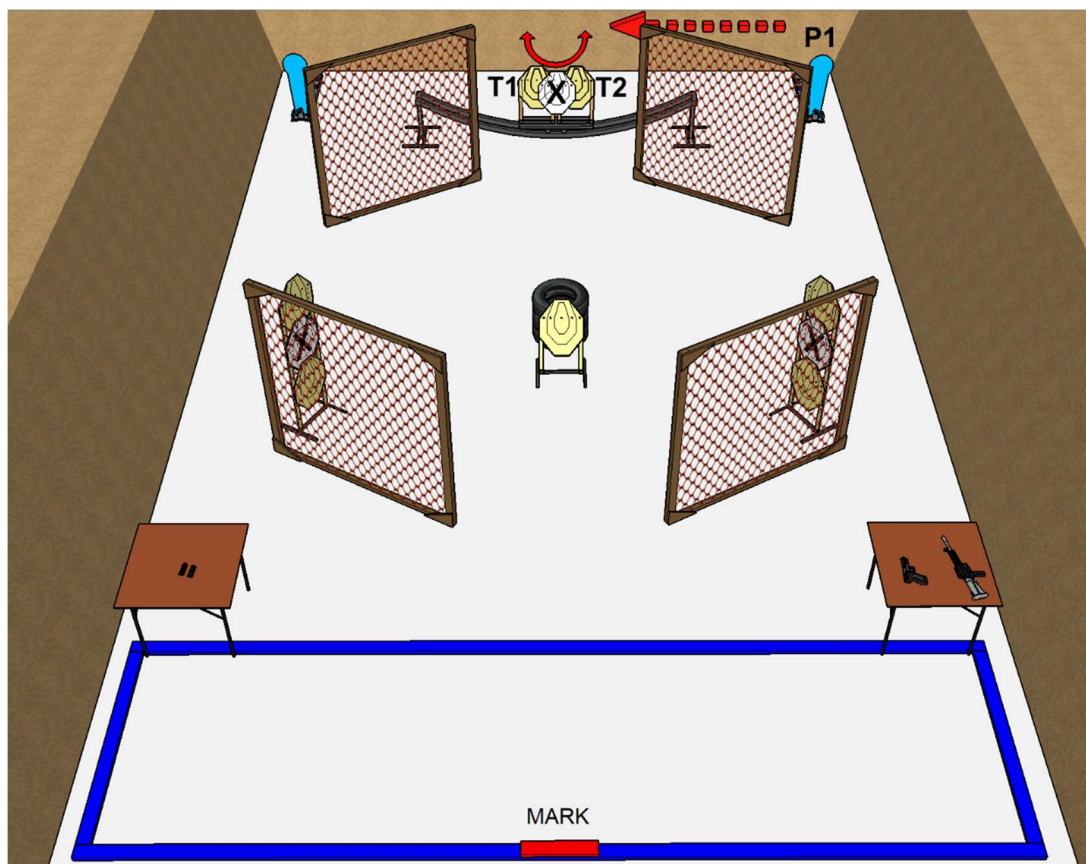
Course of fire:	Medium
Targets:	10 IPSC targets, 1 IPSC poppers, 2 IPSC Metal plates, Some No-Shoots
Number of rounds to be scored:	23
Start position:	Anywhere inside marked area.
Handgun ready condition:	HG: Loaded & holstered PCC: option 1
Time starts:	Audible signal.
Procedure:	After start signal engage all targets. Popper P1 activates moving target T1 and T2. Target T1 and T2 stay visible at the end of their movement.
Safety angles:	90 degrees left/right and top of the backstop while finger in the trigger guard.

STAGE 13



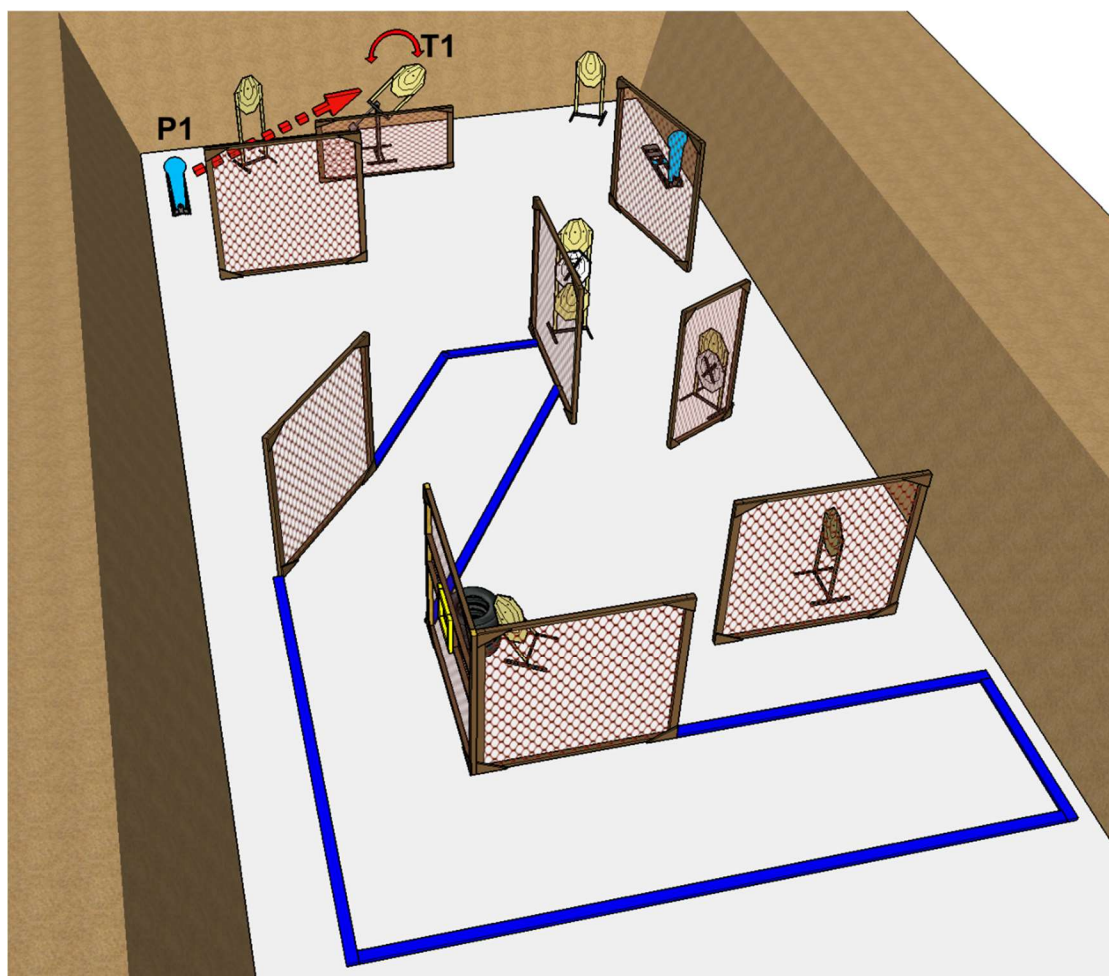
Course of fire:	Short
Targets:	5 IPSC targets, 2 IPSC Metal plates, 2 No-Shoots
Number of rounds to be scored:	12
Start position:	Both heels touching red mark.
Handgun ready condition:	HG: Chamber empty, magazine inserted. Holstered. PCC: option 2
Time starts:	Audible signal.
Procedure:	After start signal engage all targets.
Safety angles:	90 degrees left/right and top of the backstop while finger in the trigger guard.

STAGE 14



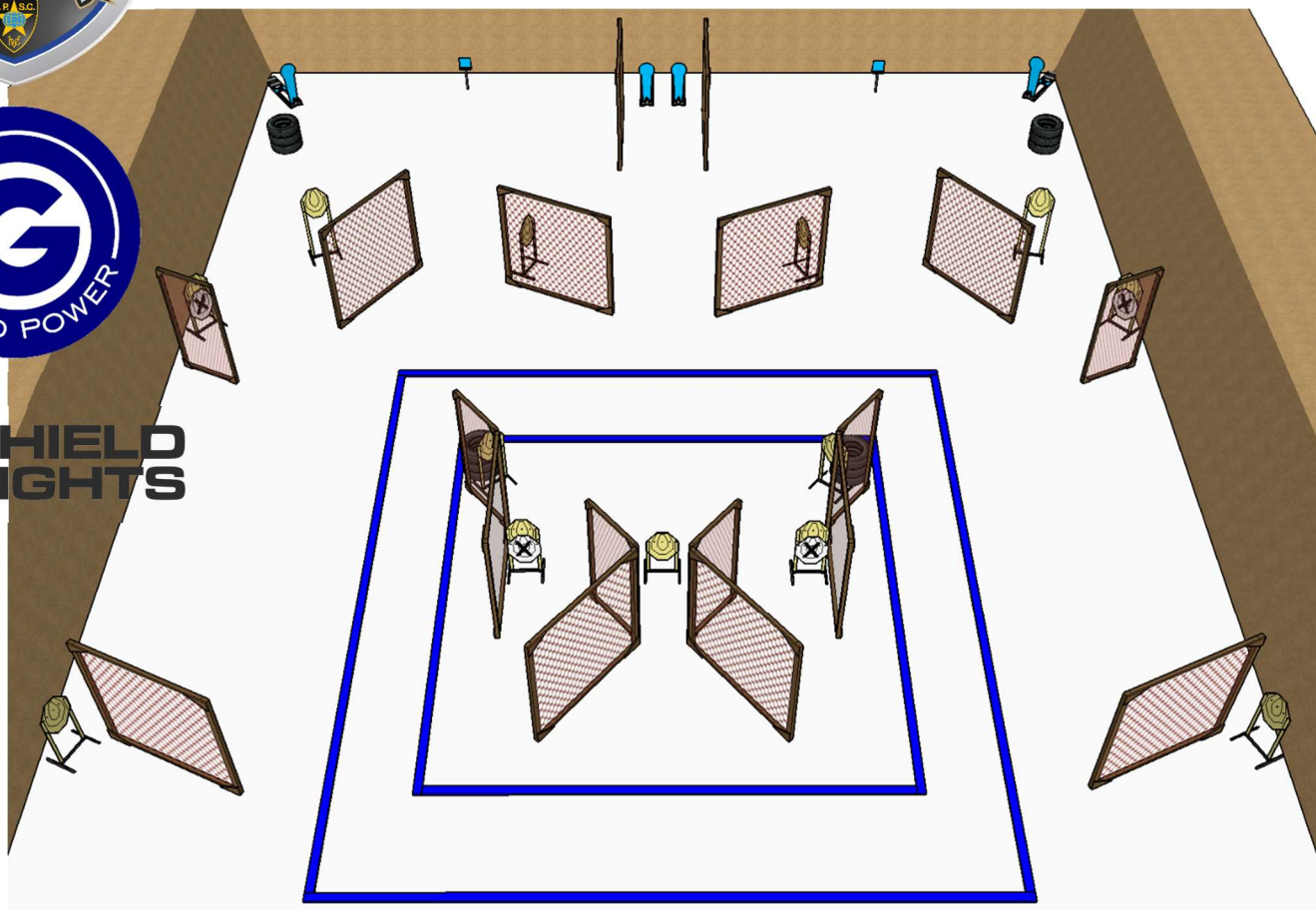
Course of fire:	Medium
Targets:	7 IPSC targets, 2 IPSC poppers, 3 No-Shoots
Number of rounds to be scored:	16
Start position:	Both heels touching red mark.
Handgun ready condition:	HG: Chamber empty, magwell empty, lying on table. All magazines on the opposite table. PCC: option 3, lying on table. All magazines on the opposite table.
Time starts:	Audible signal.
Procedure:	After start signal engage all targets. Popper P1 activates moving target T1 and T2. Targets T1 and T2 stay visible at the end of their movement.
Safety angles:	90 degrees left/right and top of the backstop while finger in the trigger guard.

STAGE 15



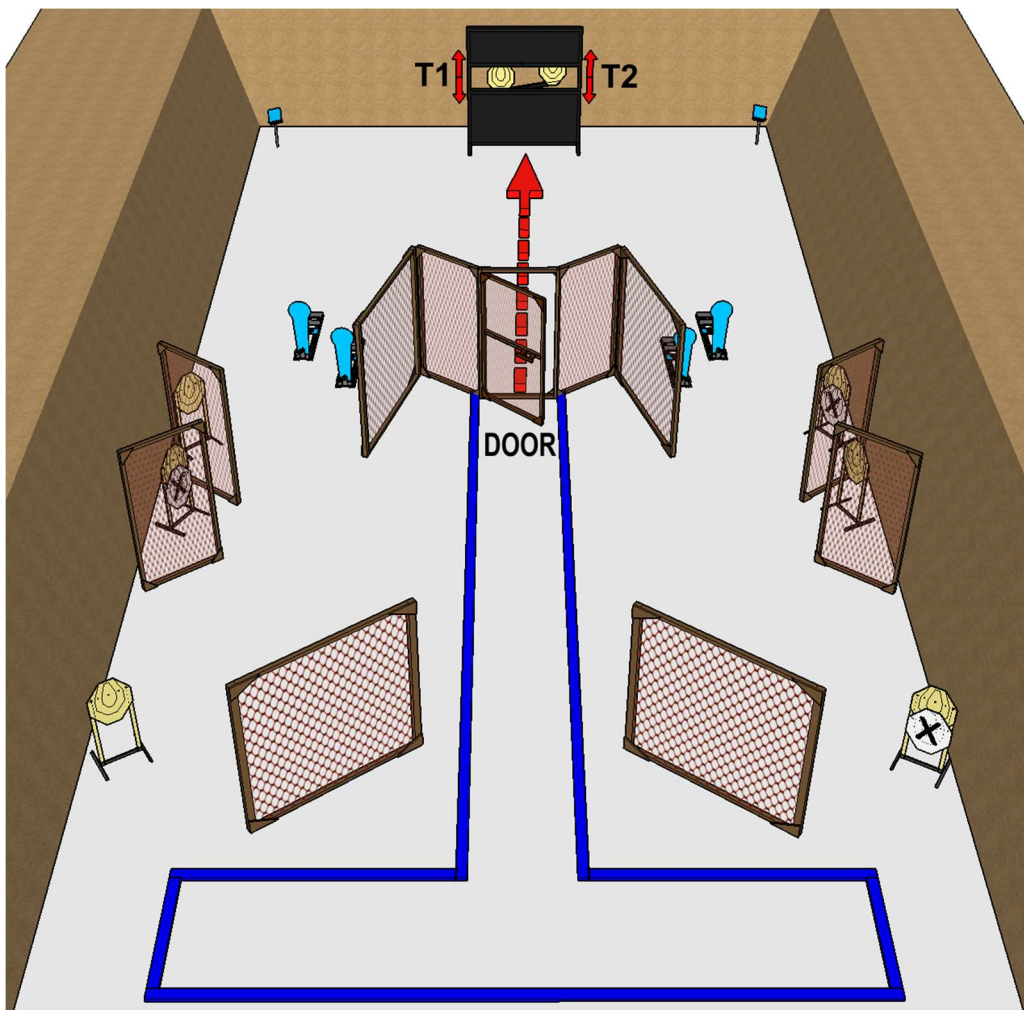
Course of fire:	Medium
Targets:	8 IPSC targets, 2 IPSC poppers, Some No-Shoots
Number of rounds to be scored:	18
Start position:	Anywhere inside marked area.
Handgun ready condition:	HG: Loaded & holstered PCC: option 1
Time starts:	Audible signal.
Procedure:	After start signal engage all targets. Popper P1 activates moving target T1. Target T1 stays visible at the end of his movement.
Safety angles:	90 degrees left/right and top of the backstop while finger in the trigger guard.

STAGE 16



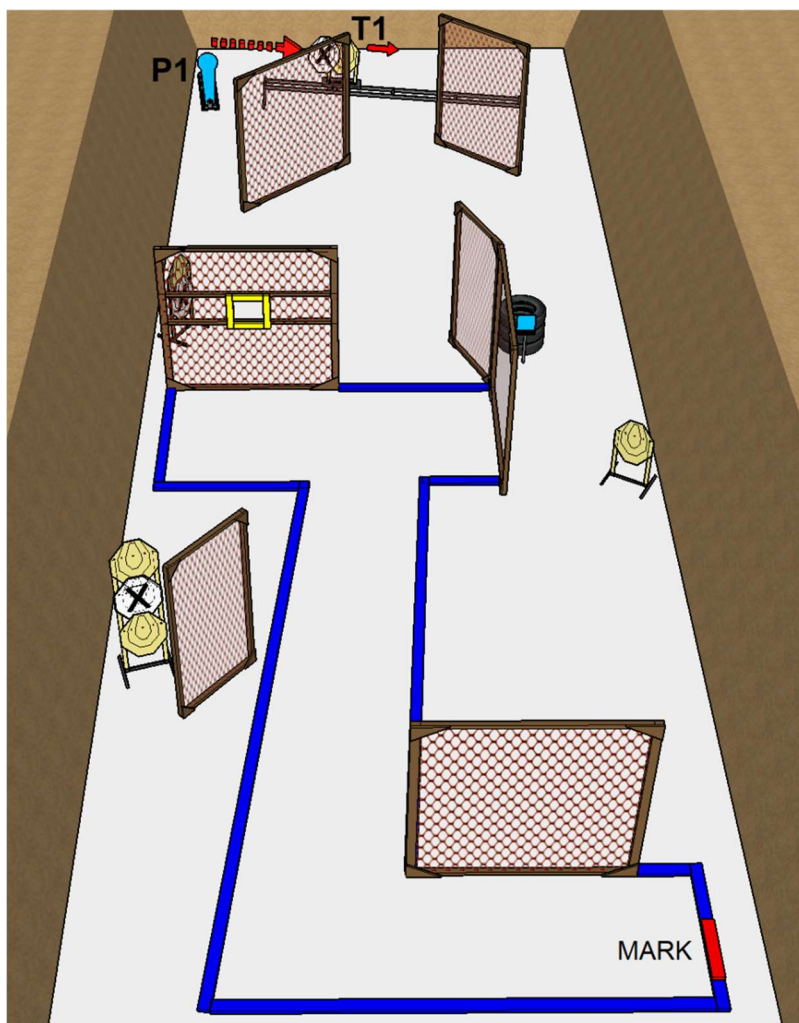
Course of fire:	Long
Targets:	13 IPSC targets, 4 IPSC poppers, 2 IPSC Metal plates, Some No-Shoots
Number of rounds to be scored:	32
Start position:	Anywhere inside marked area.
Handgun ready condition:	HG: Loaded & holstered PCC: option 1
Time starts:	Audible signal.
Procedure:	After start signal engage all targets.
Safety angles:	90 degrees left/right and top of the backstop while finger in the trigger guard.

STAGE 17



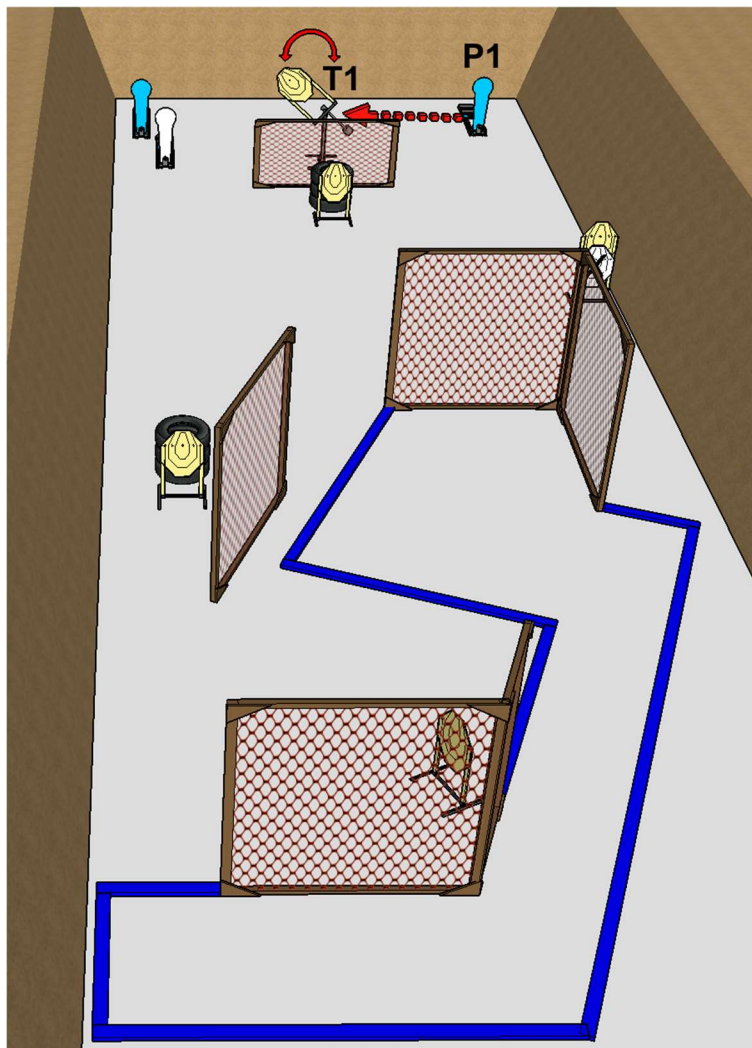
Course of fire:	Medium
Targets:	8 IPSC Targets, 4 IPSC Poppers, 2 IPSC Metal plates, 3 No-Shoots
Number of rounds to be scored:	22
Start position:	Anywhere inside marked area.
Handgun ready condition:	HG: Loaded & holstered PCC: option 1
Time starts:	Audible signal.
Procedure:	After start signal engage all targets. Opening door activates moving target T1 and T2. Target T1 and T2 stay visible at the end of their movement.
Safety angles:	90 degrees left/right and top of the backstop while finger in the trigger guard.

STAGE 18



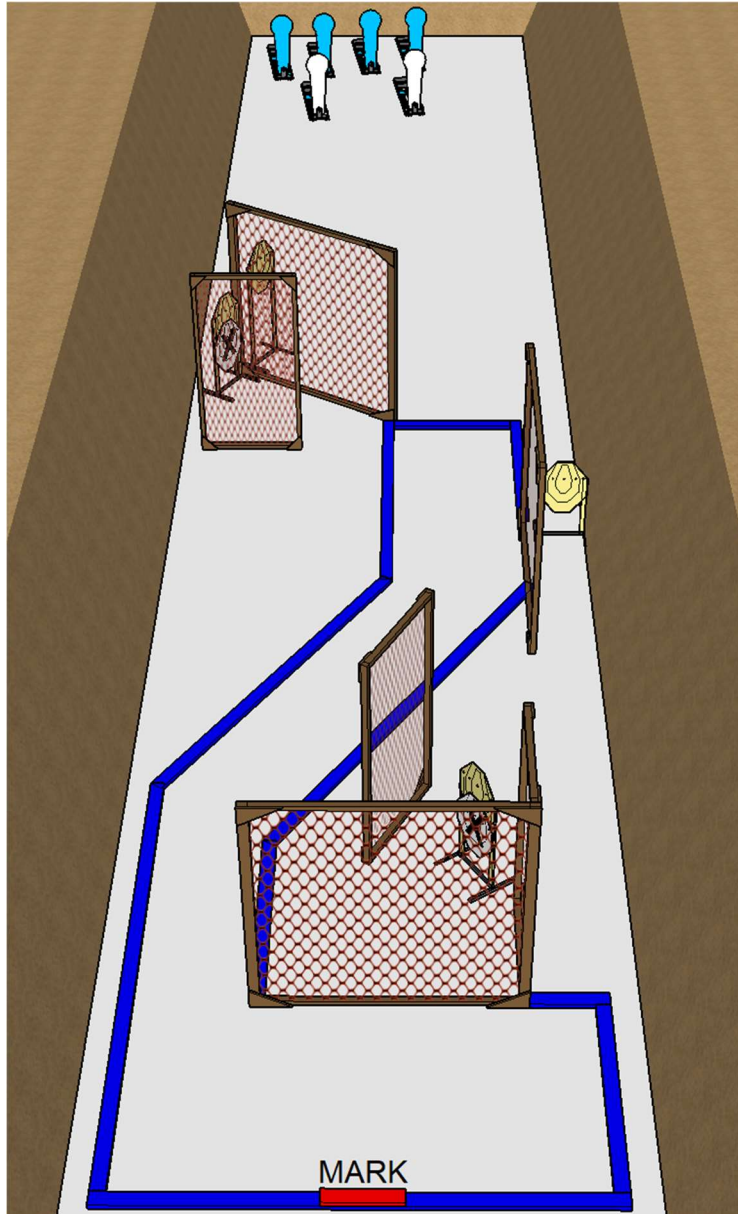
Course of fire:	Short
Targets:	5 IPSC targets, 1 IPSC popper, 1 IPSC Metal plate, 3 No-Shoots
Number of rounds to be scored:	12
Start position:	Right heel touching red mark.
Handgun ready condition:	HG: Loaded & holstered PCC: option 1
Time starts:	Audible signal.
Procedure:	After start signal engage all targets. Popper P1 activates moving target T1. Target T1 stays visible at the end of his movement.
Safety angles:	90 degrees left/right and top of the backstop while finger in the trigger guard.

STAGE 19



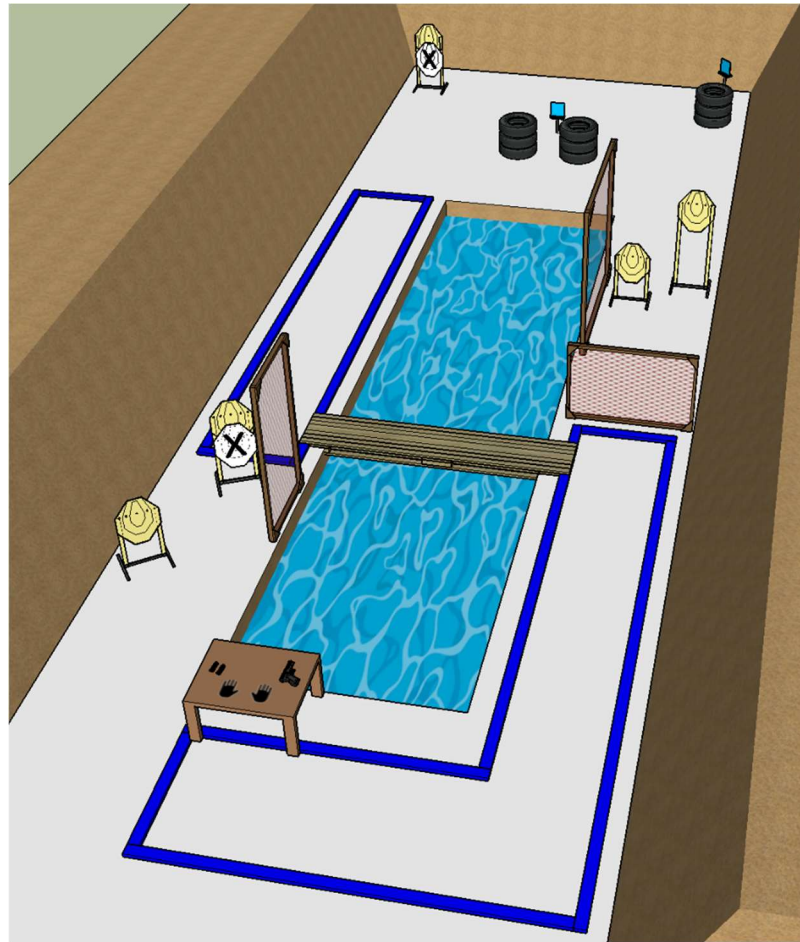
Course of fire:	Short
Targets:	5 IPSC targets, 2 IPSC poppers, 1 No-Shoot, 1 No-Shoot popper
Number of rounds to be scored:	12
Start position:	Anywhere inside marked area.
Handgun ready condition:	HG: Loaded & holstered PCC: option 1
Time starts:	Audible signal.
Procedure:	After start signal engage all targets. Popper P1 activates moving target T1. Target T1 stays visible at the end of his movement.
Safety angles:	90 degrees left/right and top of the backstop while finger in the trigger guard.

STAGE 20



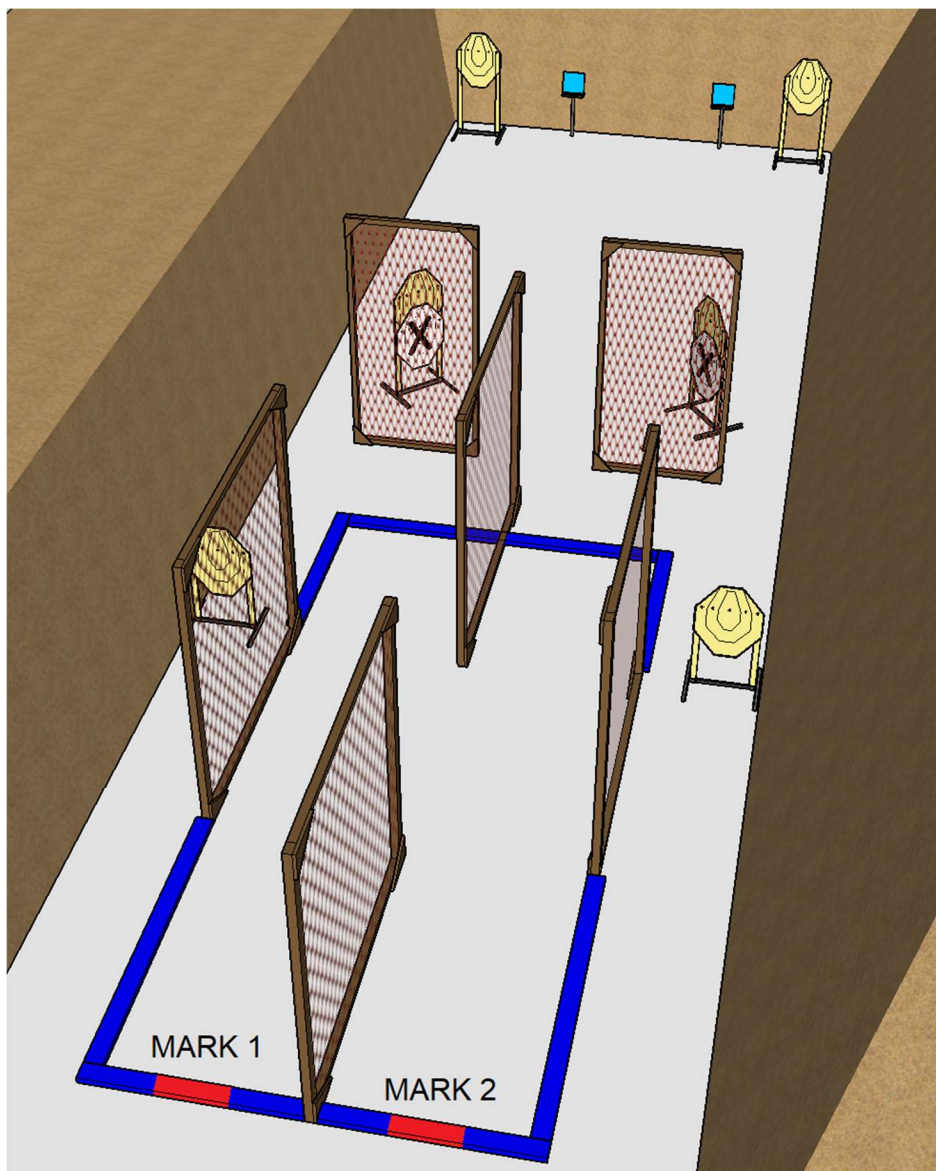
Course of fire:	Short
Targets:	4 IPSC targets, 4 IPSC poppers, 2 No-Shoots, 2 No-shoot poppers
Number of rounds to be scored:	12
Start position:	Both heels touching red mark. As demonstrated.
Handgun ready condition:	HG: Chamber empty, magazine inserted. Holstered. PCC: option 2
Time starts:	Audible signal.
Procedure:	After start signal engage all targets.
Safety angles:	90 degrees left/right and top of the backstop while finger in the trigger guard.

STAGE 21



Course of fire:	Short
Targets:	5 IPSC targets, 2 IPSC Metal plates, 2 No-Shoots
Number of rounds to be scored:	12
Start position:	Both hands touching marks
Handgun ready condition:	HG: Chamber empty, magwel empty. Lying flat on the table, muzzle pointing downrange. PCC: option 3 All magazines lying on table.
Time starts:	Audible signal.
Procedure:	After start signal engage all targets.
Safety angles:	90 degrees left/right and top of the backstop while finger in the trigger guard.

STAGE 22



Course of fire:	Medium
Targets:	6 IPSC targets, 2 IPSC Metal plates, 2 No-Shoots
Number of rounds to be scored:	14
Start position:	Anywhere inside marked area.
Handgun ready condition:	HG: Loaded & holstered PCC: option 1
Time starts:	Audible signal.
Procedure:	After start signal engage all targets.
Safety angles:	90 degrees left/right and top of the backstop while finger in the trigger guard.